İŞ VE İŞÇİ BULMA KURUMU

1995 İSTATİSTİK YILLIĞI

TURKISH EMPLOYMENT ORGANISATION

1995 STATISTICAL YEARBOOK



Yayın Numarası : 292
Issue Number : 292
Ankara / 1996

İÇİNDEKİLER

Sayfa No

SUNUŞ

I.BÖLÜM :ÇALIŞMALARIMIZIN GENEL GÖRÜNÜMÜ

Tablo 1.1995 Yılı Çalışmaları (Mesleklere Göre) 2
Tablo 2.1995 Yılı Çalışmaları (İllere Göre) 3

II.BÖLÜM :BAŞVURULAR

Tablo 3.1995 Yılında Başvurular (Mesleklere Göre) 5
Tablo 4.1995 Yılında Başvurular (İllere Göre) 6
Tablo 5.1995 Yılında Başvurular (Yaş Gruplarına Göre) 7
Tablo 6.1995 Yılında Başvurular (Eğitim Düzeylerine Göre) 8

III.BÖLÜM:ALINAN KARŞILANAN VE KARŞILANAMAYAN AÇIK İŞLER

Tablo 7.1995 Yılında Alınan ve Karşılanan Açık İşler (Mesleklere Göre) 10
Tablo 8.1995 Yılında Alınan ve Karşılanan Açık İşler (İllere Göre) 11
Tablo 9.1995 Yılında Alınan ve Karşılanan Açık İşler (Ekonomik Faaliyetlere Göre) 12
Tablo 10.1995 Yılında Alınan Açık İşler (Kamu-Özel Mesleklere Göre) 13
Tablo 11.1995 Yılında Alınan Açık İşler (Kamu-Özel İllere Göre) 14
Tablo 12.1995 Yılında Alınan Açık İşler (Tarım Dışı-Tarım İçi, İllere Göre) 15
Tablo 13.1995 Yılında Alınan, Karşılanan ve İptal edilen Açık İşler (İllere Göre) 16

IV.BÖLÜM:İŞVEREME YAPILAN TAKDİMLER

Tablo 14.1995 Yılında İşverene Yapılan Takdimler (İllere Göre) 18
Tablo 15.1995 Yılında İşverene Yapılan Takdimler (Mesleklere Göre) 19
Tablo 16.1995 Yılında İşverene Yapılan Takdimden, İşi Kabul Etmeyen ve İşverence Kabul Edilmeyenler (İllere Göre) 20

V.BÖLÜM:İŞE YERLEŞTİRİLENLER

Tablo 17.1995 Yılında İşe Yerleştirilenler (Kamu-Özel, Mesleklere Göre) 22
Tablo 18.1995 Yılında İşe Yerleştirilenler(Kamu-Özel, İllere Göre) 23
Tablo 19.1995 Yılında İşe Yerleştirilenler(Tarım Dışı-Tarım İçi,Sürekli-Süreksiz) 24
Tablo 20.1995 Yılında İşe Yerleştirilenler (Yaş Gruplarına Göre) 25
Tablo 21.1995 Yılında İşe yerleştirilenler (Eğitim Düzeylerine Göre) 26
Tablo 21/A.1995 Yılında İşe yerleştirilenlerin (Değişik Yönlerden Görünümü) 27

VI.BÖLÜM:DEVREDEN İŞGÜCÜ VE İŞSİZ

Tablo 22.1995 Yılı Sonunda Kayıtlı İşgücü ve Bunlardan İşsizler (Mesleklere Göre) 29
Tablo 23.1995 Yılı Sonunda Kayıtlı İşgücü ve Bunlardan İşsizler (İllere Göre) 30
Tablo 24.1995 Yılı Sonunda Kayıtlı İşsizler (Yaş Gruplarına Göre) 31
Tablo 25.1995 Yılı Sonunda Kayıtlı İşsizler (Eğitim Düzeylerine Göre) 32

VII.BÖLÜM:SAKAT VE ESKİ HÜKÜMLÜLERLE İLGİLİ BİLGİLER

Tablo 26.1995 Yılında Sakat ve Eski Hükümlü Genel Çalışmaları (İllere Göre) 34
Tablo 27.1995 Yılında Sakat Başvuru ve İşe Yerleştirme (Sakatlık Çeşitlerine Göre) 35
Tablo 28.Sakat ve Eski Hükümlü Genel Çalışmaları (Yıllara Göre) 36

VIII.BÖLÜM:YURTDIŞI HİZMETLERİMİZLE İLGİLİ BİLGİLER

Tablo 29.1995 Yılında Yurtdışı Başvuru, Gönderme (Ülkelere ve İllere Göre) 38
Tablo 30.1995 Yılında Yurtdışı Gönderme (Ülkelere ve Mesleklere Göre) 39
Tablo 31.Yurtdışına Gönderme (Yıllara ve Ülkelere Göre) 40
Tablo 31/A. 1995 Yılında Yurt Dışına Yapılan Göndermelerin Kurum Kanalı, Kendi İmkanı Ve Firmalar İtibariyle Dağılımı 41

IX.BÖLÜM:DEGİŞİK KONULARDAKİ ÇALIŞMALARIMIZIN İSTATİSTİKİ OLARAK GÖRÜNÜMÜ

Tablo 32.Son 14 Yıl İçindeki Genel Faaliyetlerin Mukayesesi (Yıllara Göre) 43
Tablo 33.Kurumumuz Genel Çalışmaları (Aylara Göre) 44
Tablo 34.Kurumumuz Genel Çalışmaları (Son Üç Yıllık Mesleklere Göre) 45
Tablo 35.Kurumumuz Genel Çalışmaları (Son Üç Yıllık İllere Göre) 46

X.BÖLÜM:GENEL ÇALIŞMALAR (Coğrafi Bölgelere Göre ve Kalkınmada Öncelikli İllere Göre)

Tablo 36. 1995 Yılında Marmara Bölgesindeki İllerde Kurumumuz Çalışmaları (Mesleklere Göre) 48
Tablo 37. 1995 Yılında Ege Bölgesindeki İllerde Kurumumuz Çalışmaları (Mesleklere Göre) 49
Tablo 38. 1995 Yılında Akdeniz Bölgesindeki İllerde Kurumumuz Çalışmaları (Mesleklere Göre) 50
Tablo 39. 1995 Yılında İç Anadolu Bölgesindeki İllerde Kurumumuz Çalışmaları (Mesleklere Göre) 51
Tablo 40. 1995 Yılında Güneydoğu Anadolu Bölgesindeki İllerde Kurumumuz Çalışmaları (Mesleklere Göre) 52
Tablo 41. 1995 Yılında Doğu Anadolu Bölgesindeki İllerde Kurumumuz Çalışmaları (Mesleklere Göre) 53
Tablo 42. 1995 Yılında Karadeniz Bölgesindeki İllerde Kurumumuz Çalışmaları (Mesleklere Göre) 54
Tablo 43. 1995 Yılında Kalkınmada Öncelikli İllere Göre Kurumumuz Çalışmaları (Mesleklere Göre) 55
Tablo 44. 1995 Yılında Kalkınmada 1.Derecede Öncelikli İllere Göre Kurumumuz Çalışmaları (Mesleklere Göre) 56
Tablo 45. 1995 Yılında Kalkınmada 2.Derecede Öncelikli İllere Göre Kurumumuz Çalışmaları (Mesleklere Göre) 57
Tablo 46. 1995 Yılında Güneydoğu Anadolu Projesine (GAP) Dahil İllerdeki Kurumumuz Çalışmaları(Mesleklere Göre) 58
Tablo 47. 1995 Yılı Coğrafi Bölgelere Göre Kurumumuz Genel Çalışmaları (İllere Göre) 59
Tablo 48. 1995 Yılında Kalkınmada Öncelikli Yörelere ve Güneydoğu Anadolu Projesine Dahil İllere Göre Kurumumuz Çalışmaları 60
Tablo 49. 1995 Yılında İşgücü Yetiştirme Kursları (Mesleklere Göre) 61
Tablo 50. 1995 Yılı İşgücü Yetiştirme Kursları (İllere göre) 62
Tablo 51. 1995 Yılında Tensikata Tabi Olanlar (Ekonomik Faaliyetlere Göre) 63
Tablo 52. 1995 Yılında Tarım Dışı Özel Sektöre Yapılan İşe Yerleştirmeler (Ekonomik Faaliyetlere Göre) 64
Tablo 53. 1995 Yılında Sanayi Ve Hizmet Sektörlerinde Özel Sektöre Yapılan İşe Yerleştirmeler 65
Tablo 54. 1995 Özelleştirme Sonucu İş Kaybı Tazminatı 66

CONTENTS

PREFACE

PART I. :GENERAL PERSPECTIVE OF OUR ACTIVITIES
Table 1.1995 General Activities (By Occupations)
Table 2.1995 General Activities (By Provinces)

PART II. :APPLICATIONS
Table 3.Applications in 1995 (By Occupations)
Table 4.Applications in 1995 (By Provinces)
Table 5.Applications in 1995 (By Age Groups)
Table 6.Applications in 1995 (By Educational Status)

PART III. :VACANCIES TAKEN FILLED AND UNFILLED
Table 7.Vacancies taken and filled in 1995 (By Occupations)
Table 8.Vacancies taken and filled in 1995 (By Provinces)
Table 9.Vacancies taken and filled in 1995 (By Economic Activities)
Table10.Vacancies taken in 1995 (Public-Private,By Occupations)
Table11.Vacancies taken in 1995 (Public-Private,By Provinces)
Table12.Vacancies taken in 1995 (Agricultural-Non Agricultural, By Provinces)
Table13.Vacancies taken,filled and cancelled in 1995 (By Provinces)

PART IV. :PRESENTATIONS MADE TO THE EMPLOYER
Table 14.Presentations made to the employer in 1995.(By Provinces)
Table 15.Presentations made to the employer in 1995.(By Occupations)
Table 16.Those not accepting the job and those not accepted by the employer from presentations made to the employer in 1995 (By Provinces)

PART V. :PLACEMENTS
Table 17.Placements in 1995 (Public-Private,By Occupations)
Table 18.Placements in 1995 (Public-Private,By Provinces)
Table 19.Placements in 1995 (Agricultural-Non Agricultural,Permanent Temporary)
Table 20.Placements in 1995 (By Age Groups)
Table 21.Placements in 1995 (By Educational Status)
Table 21/A. Those who placed to work in 1995 (from different aspects)

PART VI. :MANPOWER TURNOVER AND THE UNEMPLOYED
Table 22.Manpower registered by the end of 1995 and the unemployed among them (By Occupations)
Table 23.Manpower registered by the end of 1995 and the unemployed among them (By Provinces)
Table 24.The unemployed registered by the end of 1995 (By Age Groups)
Table 25.The unemployed registered by the end of 1995 (By Educational Status)

PART VII. :INFORMATION ABOUT THE DISABLED AND THE EX-CONVICTS
Table 26.General Activities concerning the disabled and the ex-convicts in 1995 (By Provinces)
Table 27.Applications and placements of the disabled in 1995 (By Kinds of Disability)
Table 28.General Activities concerning the disabled and the ex-convicts (By Years)

PART VIII. :INFORMATION ABOUT OUR EXTERNAL SERVICES
Table 29.Applications for employment abroad and sendings in 1995 (By Countries and by Provinces)
Table 30.Those sent abroad in 1995 (By Countries and by Occupations)
Table 31.Sendings abroad (By Years and by Countries)
Table 31/A.Distribution Of Sendig Abroad in 1995 Considering Personal Effort, Office And Firms

PART IX: :STATISTICAL PERSPECTIVE OF OUR ACTIVITIES ON VARIOUS SUBJECT
Table 32.Comparison of our General Activities for the last fourteen years (By Years)
Table 33.General Activities of our Organisation (By Months)
Table 34.General Activities of our Organisation (The last three years-By Occupations)
Table 35.General Activities of our Organisation (The last three years-By Provinces)

PRIORITY IN DEVELOPMENT)

Table 36. Our Organisation's Activities in Marmara Region's provinces during 1995 (By Occupations)
Table 37. Our Organisation's Activities in Aegean Region's provinces during 1995 (By Occupations)
Table 38. Our Organisation's Activities in Mediterranean Region's provinces during 1995 (By Occupations)
Table 39. Our Organisation's Activities in Inner Anatolia Region's provinces During 1995 (By Occupations)
Table 40. Our Organisation's Activities in South-East Anatolia Region's provinces during 1995 (By Occupations)
Table 41. Our Organisation's Activities in East Anatolia Region's provinces during 1995 (By Occupations)
Table 42. Our Organisation's Activities Black Sea Region's provinces during 1995 (By Occupations)
Table 43. General Activities of our Organisation for the year 1995 in provinces given priority in development (By Occupations)
Table 44. General Activities of our Organisation for the year 1995 in provinces given first degree priority in development (By Occupations)
Table 45. General Activities of our Organisation for the year 1995 in provinces given second degree priority in development (By Occupations)
Table 46. General Activities of our Organisation for the year 1995 in provinces covered by South-East Anatolia Project(GAP) (By Occupations)
Table 47. General Activities of our Organisation for the year 1995 by geographical regions (By Provinces)
Table 48. General Activities of our Organisation for the year 1995 including provinces covered by South-East Anatolia Project(GAP) and in provinces given priority in development (By Provinces) and placed to work in 1995 (By province)
Table 49. Workforce Training Course (By Occupations)
Table 50. Workforce Training Course (By Provinces)
Table 51. Workers Laid Off In 1995
Table 52. Placements To Private Enterprises In Non-Agricultural Sector By Economic Activity In 1995
Table 53. Placements To Private Enterprises In Industrial And Service Sector
Table 54. Redundancy Benefits As A Result Of Privatisation in 1995

ÖNSÖZ

1946 yılında 4837 sayılı Kanun'la kurulan İş ve İşçi Bulma Kurumu, 50 yıldır istihdam ve işsizlik sorununun çözümünde ve ekonominin ihtiyaç duyduğu işgücü talebinin karşılanmasında önemli bir rol üstlenmiştir. Kurulduğu günden bu yana 25.000.000' un üzerindeki başvurunun yaklaşık 14.000.000'u yurt içinde işe yerleştirilmiştir. Halen yılda ortalama 250-300 bin kişiyi yurt içinde işe yerleştirmekte ve 55 bin kişiyi de yurt dışına göndermeye devam etmektedir.

Günümüz toplumunun "Bilgi Toplumu" olduğu herkes tarafından kabul görmektedir. Bu bakımdan, işgücü piyasa bilgisinin güncel ve güvenilir olması da, istihdamın geliştirilmesi ve işsizliğin azaltılması yolunda yapılacak çalışmalar açısından büyük önem taşımaktadır. İşgücü piyasasındaki önemli rolü nedeniyle Kurum, temel görevlerini yerine getirebilmek için bu bilgilere sahip olmak zorundadır.

Ülkemizde işgücü piyasa bilgilerini toplayan kuruluşların başında İİBK ve DİE gelmektedir. Ancak, toplanmakta olan bu bilgilerin istihdam politikaları oluşturmak, iş piyasasının bugünkü ve gelecekteki durumu hakkında yorum ve tahminlerde bulunmayı sağlayacak yeterlilikte olduğunu söylemek zordur. Ayrıca bunların tanım, kapsam ve yöntem bakımından farklı oluşları kullanım ve güncelliği yakalamada başka bir dezavantaj oluşturmaktadır.

İş ve İşçi Bulma Kurumu, ülkemizdeki insangücü kaynağını, ülke ekonomisine katma sorumluluğunu taşıyan Kurumlar arasındadır. Bu sorumluluk, Kurumun yeniden yapılanmasını ön koşul olarak getirmektedir.

Kurum, belirlenmiş hedeflere ulaşmak üzere, bir yandan gerekli olan yasal düzenlemeyi sosyal taraflarla hazırlayarak hükümete sunarken, diğer yandan varolan kaynaklarını geliştirerek çok önemli projeleri uygulama aşamasına getirme çabasındadır. Dünya Bankası desteği ile uygulamaya konan "İstihdam ve Eğitim Projesi" bunların en önemlisidir.

1993 yılında başlanan Proje ile bu sorunların çözümü de hedeflenmiştir. Bugüne kadar toplanamayan mesleki istihdam ve ücret bilgileri ilk kez bu projenin yürürlüğe girmesiyle toplanmaya başlanmıştır. Ayrıca, veri dağınıklığına engel olmak üzere proje kapsamında başlatılan işgücü piyasa bilgilerini ulusal düzeyde biraraya toplayan bir veri tabanı oluşturma çalışmaları, DİE bünyesinde sürmektedir.

Bunlara ek olarak, Kurum çalışmaları açısından gerekli işgücü piyasası bilgileri, bütün birimlerimizi kapsayacak bilgisayar ağı ile çok yakın bir gelecekte ülke genelinde toplanacak ve hızla değerlendirilerek kullanıma sunulacaktır.

Projelerin birbiri ardına uygulamaya konulmasına karşın, çalışmaların sonuca ulaşması, sosyal tarafların da katılımı ile hazırlanmış Kuruluş Yasasının bir an önce çıkmasına bağlıdır. Ama bu da yetmemekte, Kurumumuzun fiziksel ve kurumsal altyapısının oluşturulması için toplumun tüm katmanlarının desteğine de gerek duyulmaktadır.

İş ve İşçi Bulma Kurumu'nun dinamik bir "İş Kurumu" olarak işlevselliğinin sağlanmasının, istihdamın geliştirilmesinin yanında, etkin bir "İşsizlik Sigortası" uygulamasının da önkoşulu olduğu görüşündeyiz.

Önümüzdeki yıllarda Kurumun topluma daha etkin hizmet verecek yapı ve olanaklara kavuşturulacağı inancıyla, Kurum çalışmalarımızın farklı profillerden görünümlerini ve diğer yıllarla ilgili karşılaştırmalarını içeren "1996 İstatistik Yıllığı"nı bilgilerinize sunuyorum.

Saygılarımla.

K. İrfan Akkuş

~~Doç Dr. Mete TÖRÜNER~~

Genel Müdür

PREFACE

Throughout last 50 years, Turkish Employment Organization (TEO), founded by the act no: 4837 in 1946, has assumed central role of both contributing to the increase of employment by supplying placement services to unemployed and meeting manpower demand of the country's economy. Since its foundation 14 million unemployed among over 25 million unemployed registered have been placed to work. Yet, as a yearly average it places to work 250-300 thousands unemployed inside the country and 55 thousands abroad.

Today it is accepted that contemporary society is an "information society". This places a great deal of importance on having perfect labour market information system in terms of being up-to-date and reliable. From the point of increasing the pace of placement services and alleviating unemployment problem, TEO, because of its great role in the labour market, should have this information in order to serve its customers efficiently.

In Turkey, two public organizations, TEO and State Institute of Statistics (SIS), collect labour market information. However, it is hard to claim that those information collected is sufficient to be utilized in the process of formulating employment policies and predictions on the present and future development in the labour market. Additionally, separately collected information differs from each other in terms of definitions on which information is based, scope and methodology, which reduce their reliability when utilized in any analysis and grasping present situation of the labour market.

TEO, among other public bodies, has responsibility for integrating manpower into the mainstream of the country economy. It is this responsibility that makes it necessary for TEO to restructure itself.

TEO, to reach the main targets set out, submits its new draft legislation prepared in collaboration with social partners to the Government on the one hand, tries to develop project to the stages of applications through utilizing the resources it has developed on the other. The most important of those projects is the "Employment and Training Project" contributed by the World Bank.

The Project started in 1993 has also aimed at solving those problems. Information on employed persons by occupation and wage information, which could not be gathered up to now, through application of the said project are being finally collected. In addition, within the body of SIS, studies on developing a new data base at national level have been going on to prevent different data collections by different bodies.

Further, labour market information required for the TEO's own operation would be collected in near future through computer network of the TEO's branch offices throughout the country. Those data would be collected, evaluated and presented to those who wish to use them.

Although projects have been under implementation one after another, satisfactory results could be reached only if Parliament passes the new foundation law of TEO, which prepared with the participation of the social partners. Even having a new perfect law may not be enough to carry out its duties properly, as because we need extensive supports and encouragements by all segments of society. Should TEO be provided with all means necessary so as to make it fully operational labour agency, it would also better serve the application of unemployment insurance services, besides supplying employment services.

I present hereby to you the Statistical Yearbook of 1995 which contains TEO's operations presented from different perspective and also their comparisons with previous years, with a wish of having a labour agency in the near future which has better possibilities to serve society more efficiently.

With my best wishes.

Assoc. Prof. Dr. Mete TÖRÜNER
General Director

I. BÖLÜM : ÇALIŞMALARIMIZIN GENEL GÖRÜNÜMÜ
PART I : GENERAL PRESPECTIVE OF OUR ACTIVITIES

TABLO 1
1995 YILI GENEL CALISMALARI
(MESLEKLERE GORE)

TABLE.1
YEAR-1995 GENERAL ACTIVITIES
(BY OCCUPATION)

MESLEKLER	YIL ICINDE YAPILAN BASVURU (APPLICATIONS DURING THE YEAR)			YIL ICINDE ALINAN ACIK IS (VACANCIES TAKEN DURING THE YEAR)			YIL ICINDE ISVERENE YAPILAN TAKDIM (PRESENTATIONS TO THE EMPLOYER DURING THE YEAR)			YIL ICINDE ISE YERLESTIRME (PLACEMENTS DURING THE YEAR)			1996'YA DEVREDEN ISGUCU (THE MANPOWER TURNOVER TO 1996)			DEVREDEN ISGUCUNDEN ISSIZLER (THE UNEMPLOYED AMONG THIS MANPOWER TURNOVER)			OCCUPATIONS
	ERKEK (MALE)	KADIN (FEMALE)	TOPLAM (TOTAL)	ERKEK (MALE)	KADIN (FEMALE)	TOPLAM (TOTAL)	ERKEK (MALE)	KADIN (FEMALE)	TOPLAM (TOTAL)	ERKEK (MALE)	KADIN (FEMALE)	TOPLAM (TOTAL)	ERKEK (MALE)	KADIN (FEMALE)	TOPLAM (TOTAL)	ERKEK (MALE)	KADIN (FEMALE)	TOPLAM (TOTAL)	
KIMYAGER VE FIZIKCI	430	294	724	108	22	130	437	117	554	94	20	114	726	641	1367	553	506	1059	CHEMIST, PHYSICIST
MIMAR VE MUHENDISLER	1802	983	2785	534	95	629	1159	335	1494	350	114	464	3012	1809	4821	2486	1593	4079	ARCHITECTS AND ENGINEERS
TEKNIK RESSAMLAR	912	424	1336	108	30	138	358	106	464	27	27	108	1997	1034	3031	1445	798	2243	DRAFTSMEN
TOPOGRAFLAR VE TEKNISYENLER	3840	635	4475	630	54	684	1562	187	1749	463	52	515	8375	1204	9579	6363	1009	7372	TOPOGRAPHS AND TECHNICIANS
HEKIMLER,VETERINERLER VE ILG. PERSONEL	112	69	181	31	14	45	39	29	68	18	13	31	259	115	374	201	91	292	DOCTORS, VETERINERIANS AND RELATED PERSONNEL
ECZACI,ECZACI YARD.VE BES.UZMANI	46	34	80	4	5	9	3	9	12	5	5	10	139	65	204	106	59	165	PHARMACIST,ASSISTANT PHARMACIST AND DIETICIAN
HEMSIRE, EBE VE FIZ TEKNISYENLERI	204	320	524	87	41	128	74	180	254	76	32	108	391	500	891	324	413	737	NURSES, MIDWIVES,MEDICAL TECHNICIANS
DIGER PROFESYONEL TEK. VE ILGILI PERS.	1479	1573	3052	291	407	698	487	659	1146	250	360	610	2348	3019	5367	1879	2481	4360	OTHER PROFESSIONAL,TECHNICAL AND RELATED PERSONNEL
YONETICILER	1382	568	1950	163	33	196	592	170	762	89	38	127	2317	977	3294	1989	849	2838	ADMINISTRATORS
DAKTILOLAR VE BILGISAYAR OPERATORLERI	972	2740	3712	382	1493	1875	560	2427	2987	331	1647	1978	1717	2026	4543	1412	2444	3856	TYPISTS AND COMPUTER OPERATORS
MUHASEBECI VE KASADAR	3914	4686	8600	493	937	1430	3817	2553	6370	424	871	1295	8225	8780	17005	6329	6735	13064	ACCOUNTANTS AND CASHIERS
NAKLIYE VE HABERLESME ELEMANLARI	268	161	429	88	35	123	77	107	184	119	34	153	598	172	760	477	113	590	TRANSPORTATION AND COMMUNICATION PERSONNEL
BURO NEZARETCILERI VE BURO ELEMANLARI	16310	15286	31596	2302	1944	4246	7081	7350	14431	1691	1914	3605	39782	28771	68553	31664	22473	54137	BUREAU SUPERVISORS AND PERSONNEL
SATIS ISCILERI	335	115	450	415	69	484	501	279	780	351	47	398	491	142	638	433	116	549	SALESMEN
ASCILAR	2606	191	2797	787	107	894	1757	304	2061	728	106	834	5715	214	5929	3299	156	3455	COOKS
GARSONLAR VE BARMENLER	2927	305	3232	1804	290	2094	3903	622	4525	1773	313	2086	3136	57	3193	2368	42	2410	WAITERS AND BARMANS
DIGER HIZMET ISCILERI	1480	411	1891	972	404	1376	1361	452	1813	6826	9783	16609	2071	432	2503	1438	379	1817	OTHER SERVICE WORKERS
TARIM,ORMAN ISCISI,BALIKCI AVCI	18704	70773	89477	19583	70886	90469	18818	70765	89583	13669	61504	75173	1040	68	1108	833	51	884	AGRICULTURE AND FOREST WORKERS,FISHERMEN, HUNTERS
URETIM NEZARETCILERI VE USTABASILAR	229	16	245	277	1	278	770	2	772	249	1	250	611	33	644	469	27	496	PRODUCTION SUPERVISORS AND FOREMEN
MADENCILER-TASOCAKCILAR	145	0	145	301	0	301	85	0	85	239	0	239	660	2	662	520	2	522	MINERS - QUARRY WORKERS
METAL ISLEMCILER	502	3	505	80	0	80	218	0	218	28	0	28	1316	4	1320	952	4	956	METAL PROCESSING WORKERS
AGAC HAZIRLAMA ISCILERI	25	0	25	9	0	9	19	0	19	21	0	21	49	0	49	32	0	32	WOOD PREPARING WORKERS
KAGIT HAMURU VE KAGIT IMAL! ISCILERI	24	2	26	0	0	0	20	0	20	18	0	18	8	1	9	6	0	6	PAPER PULP AND PAPER PRODUCTION WORKERS
KIMYASAL ISLEMCILER VE ILGILE ISCILER	9	0	9	5	0	5	15	0	15	24	0	24	314	0	314	301	0	301	CHEMICAL PROCESSING WORKERS AND THE LIKE
ELYAF HAZIRLAYICI IPLIKCI VE SARICI	512	317	829	359	260	619	449	336	785	330	307	637	430	331	761	317	290	607	FIBER PREPARATION,THREAD MAKING AND SPINNING WORKERS
DOKUMACI,ORUCU VE ILGILI ISCILER	453	970	1423	254	1181	1435	522	1216	1738	193	898	1091	1214	530	1744	1076	461	1537	WEAVERS,DARNERS AND THE LIKE
KASARLAYICI,BOYACI VE DIGER DOKU.ISCI.	78	30	108	18	13	31	47	65	112	16	167	183	231	23	254	215	13	228	BLEACHING WORKERS,DYERS AND OTHER TEXTILE WORKERS
DEBBAGLAR VE DERI ISCILERI	9	4	13	2	0	2	2	0	2	0	0	0	26	0	26	11	0	11	TANNERS AND LEATHER WORKERS
DEGIRMEN,FIRIN, ICKI VE BESIN ISCILERI	824	34	858	200	20	220	509	15	524	185	13	198	1579	35	1614	1065	27	1092	MILL, OVEN, BEVERAGE AND FOOD PRODUCTION WORKERS
TUTUN VE SIGARA IMAL! ISCILERI	4	18	22	0	0	0	0	0	0	0	0	0	21	21	42	17	12	29	TOBACCO AND CIGARETTE PRODUCTION WORKERS
TERZILER,KURK VE SAPKA ISCILERI	595	1413	2008	147	858	1005	168	760	928	103	748	851	2776	2750	5526	1092	1709	2801	TAILORS, FUR AND HAT WORKERS
KESICI,BIKISCI VE DOSEMECILER	743	1606	2349	341	1743	2084	643	3100	3743	208	1318	1526	1596	1448	3044	967	1130	2097	CUTTERS, SEWERS AND UPHOLSTERERS
AYAKKABI VE DERI ESYA IMAL! ISCI.	160	14	174	17	11	28	66	17	83	60	35	95	496	6	502	256	5	261	SHOE AND LEATHER ARTICLES PRODUCTION WORKERS
MOBILYA VE ILGILI AGAC ISCILERI	2067	23	2090	404	0	404	1355	3	1358	269	0	269	3935	30	3965	2765	21	2786	FURNITURE AND RELEVANT WOOD WORKERS
TAS KESICILER VE OYMA ISCILERI	36	0	36	25	9	34	23	9	32	19	9	28	42	0	42	32	0	32	STONE CUTTING AND ENGRAVING WORKERS
DEMIRCI (GENEL)	96	0	96	26	0	26	89	0	89	22	0	22	713	6	719	405	0	405	IRONSMITHS (GENERAL)
SOGUK DEMIRCI	251	0	251	49	0	49	124	0	124	30	0	30	988	0	988	549	0	549	COLD IRON WORKERS
TORNA TEZGAHI OPRT.(METAL)	2445	7	2452	719	0	719	2668	0	2668	437	0	437	5603	14	5617	3987	11	3998	LATHE WORKBENCH OPERATOR (METAL)
FREZE TEZGAHI OPRT.(METAL)	56	0	56	79	0	79	229	0	229	53	0	53	121	0	121	61	0	61	MILLING CUTTER WORKBENCH OPERATOR(METAL)
MATKAP TEZGAHI OPR.(METAL)	24	1	25	23	0	23	24	0	24	12	0	12	30	17	47	15	1	16	DRILL BENCH OPERATOR (METAL)
DIGER METAL TEZGAH AYARCI VE OPRT.	4526	6	4532	817	0	817	2709	11	2720	543	0	543	9859	85	9944	6057	32	6089	OTHER METAL WORKBENCH ADJUSTERS AND OPERATORS
MOTORLU ARAC TAMIRCI VE MAKINISTLERI	3486	4	3490	371	0	371	1037	17	1054	394	4	398	8690	5	8695	5590	3	5593	MOTORIZED VEHICLE REPAIRMEN MECHANICS
DIGER MAKINA MONTOR VE TAMIRCI MAKI.	1207	22	1229	910	8	918	676	9	685	828	8	836	3806	23	3829	2861	19	2880	OTHER MACHINE ASSEMBLING AND REPAIRING MECHANICS
ELEKTRIK VE ELEKTRONIK MONTORLERI	1464	132	1596	338	0	338	732	9	741	187	0	187	2831	286	3117	1932	235	2167	ELECTRICAL AND ELECTRONIC ASSEMBLY WORKERS
ELEKTRIK TESISATCILARI	6683	211	6894	1035	7	1042	4055	46	4101	711	16	727	16154	560	16714	10559	355	10914	ELECTRICAL INSTALLERS
DIGER ELEKTRIK,ELEKTRONIK ISCILERI	69	14	83	10	0	10	34	13	47	12	13	25	325	45	370	273	2	275	OTHER ELECTRICAL AND ELECTRONICAL WORKERS
YAYIN SES CIHAZLARI OPERATORLERI	13	0	13	10	0	10	9	0	9	21	0	21	17	0	17	12	0	12	VOCAL ANNOUNCEMENT DEVICES OPERATORS
SIHHI TESISATCILAR VE BORU TESISATCI	1375	0	1375	306	0	306	797	0	797	238	0	238	3479	1	3480	2253	1	2254	SANITARY FACILITIES INSTALLERS AND PLUMBERS
KAYNAKCILAR VE PURMUCULER	4395	0	4395	1410	0	1410	5802	4	5806	1029	0	1029	11581	2	11583	7324	1	7325	WELDERS AND TORCH OPERATORS
METAL LEVHA VE METAL IMS.MAT.VE MONT.	3302	1	3303	355	0	355	1328	0	1328	246	10	256	7387	5	7392	4887	4	4891	METAL PLATE AND METAL CONSTRUCTION PREPARING AND ASSEMBLING WORKERS
MUCEVHER,CAM,KIL VE PORSELEN ISCILERI	191	146	337	84	111	195	114	102	216	49	69	118	215	131	346	100	52	152	JEWELLERY,GLASS,CLAY AND PORCELAIN WORKERS
KAUCUK,PLASTIK URUN VE TASIT LAS.IN.IS.	168	1	169	61	10	71	108	1	109	41	0	41	417	3	420	291	3	294	RUBBER,PLASTIC AND AUTO TIRES PRODUCTION WORKERS
KAGIT KARTON VE KAGIT ESYA IMAL! ISCI.	3	0	3	1	0	1	0	0	0	0	0	0	3	0	3	2	0	2	PAPER,CARDBOARD AND PAPER MADE ARTICLES WORKERS
MURETTIPLER,MATBAA ISCILERI	476	20	496	115	1	116	265	1	266	85	1	86	914	42	956	600	30	630	TYPESETTERS,PRINTING-HOUSE WORKERS
INSAAT BOYACILARI	616	1	617	48	0	48	129	0	129	41	0	41	2200	1	2201	1508	0	1508	CONSTRUCTION PAINTERS
DIGER BOYACILAR	537	1	538	163	0	163	541	1	542	104	0	104	1343	3	1346	840	2	842	OTHER PAINTERS
DIGER IMALAT ISCILERI VE ILGILI ISCILER	35	26	61	36	6	42	89	34	123	75	8	83	87	52	139	62	49	111	OTHER PRODUCTION WORKERS,RELEVANT WORKERS
BUVARCI (TUGLA,TAS)(INSAAT)	153	0	153	152	0	152	110	0	110	101	0	101	423	0	423	290	0	290	MASONS (BRICK-STONE-CONSTRUCTION)
BETON KALIPCISI	169	0	169	26	0	26	56	0	56	19	0	19	548	0	548	390	0	390	CONCRETE MOLDERS
INSAAT BETON DEMIRI ISCISI	49	0	49	10	0	10	8	0	8	9	0	9	270	0	270	200	0	200	IRON CONCRETE CONSTRUCTION WORKERS
MARANGOZ VE DOGRAMACILAR	1226	16	1242	418	15	433	961	15	976	347	15	362	3982	1	3983	2538	0	2538	CARPENTERS AND JOINERS
SIVACILAR	188	0	188	19	0	19	47	0	47	10	0	10	636	0	636	429	0	429	PLASTERERS
MERMER VE KARO FAYANS DOSEYICI	217	2	219	18	2	20	9	0	9	17	2	19	423	0	423	343	0	343	MARBLE AND FAIENCE LAYING WORKERS
DIGER INSAAT VE ILGILI ISLER	691	34	725	389	7	396	453	14	467	423	16	439	1070	34	1104	687	30	717	OTHER CONSTRUCTION AND RELEVANT WORKERS
ATESCI (BUHAR KAZANI)	1624	9	1633	613	6	619	1303	3	1306	549	2	551	3551	14	3565	2748	8	2756	STOKERS(BOILER)
DIGER SABIT MOTOR VE ILGILI TECHIZAT OP.	103	1	104	29	5	34	71	1	72	30	1	31	293	1	294	199	2	201	OPERATORS OF OTHER FIXED MOTORS AND RELEVANT EQUIPMENT
VINC VE CERASKAL OPERATORLERI	88	2	90	3	0	3	9	0	9	10	0	10	376	2	378	261	2	263	CRANE AND LIFTING OPERATORS
INSAAT MAKINALARI OPERATORLERI	609	0	609	152	0	152	325	0	325	201	0	201	1912	0	1912	1236	0	1236	CONSTRUCTION MACHINES OPERATORS
YANGIL-YANLIYE ISCILERI MALZ.TAS.OPE.	877	12	889	321	12	333	609	12	621	281	12	293	2312	1	2313	1607	1	1608	LOADING - UNLOADING WORKERS AND MATERIAL TRANSPORTATION OPERATORS
AGIR VASITA SOFORLERI	22774	9	22783	2059	1	2060	8413	31	8444	1596	1	1597	67962	13	67975	32215	2	32217	HEAVY VEHICLE DRIVERS
DIGER TASINA ARAC.SURUCU VE ILG.ELEMAN.	3131	0	3131	163	2	165	905	10	915	126	0	126	8648	2	8650	5068	3	5071	OTHER TRANSPORT VEHICLE DRIVERS AND RELEVANT PERSONNEL
BEDEN ISCISI	80624	23212	103836	136776	12217	148993	115912	19983	135895	133639	11745	145384	211622	43884	255506	152611	31753	184364	UNQUALIFIED WORKERS
TOPLAM	207879	127908	335787	179335	93372	272707	196247	112491	308738	171812	92299	264111	478426	101278	579702	324682	76610	401292	TOTAL

X

TABLO 2
1995 YILI GENEL CALISMALARI (ILLERE GORE)

TABLE.2
YEAR-1995.GENERAL ACTIVITIES(BY PROVINCES)

N123-0-99

ILLER / PROVINCES	YIL ICINDE YAPILAN BASVURU / APPLICATIONS DURING THE YEAR			YIL ICINDE ALINAN ACIK IS / VACANCIES TAKEN DURING THE YEAR			YIL ICINDE ISVERENE YAPILAN TAKDIM / PRESENTATIONS TO THE EMPLOYER DURING THE YEAR			YIL ICINDE ISE YERLESTIRME / PLACEMENTS DURING THE YEAR			1996'YA DEVREDEN ISGUCU / THE MANPOWER TURNEDOVER TO 1996			DEVREDEN ISGUCUNDEN ISSIZLER / THE UNEMPLOYED AMONG THIS MANPOWER TURNOVER		
	ERKEK MALE	KADIN FEMALE	TOPLAM TOTAL	ERKEK MALE	KADIN FEMALE	TOPLAM TOTAL	ERKEK MALE	KADIN FEMALE	TOPLAM TOTAL	ERKEK MALE	KADIN FEMALE	TOPLAM TOTAL	ERKEK MALE	KADIN FEMALE	TOPLAM TOTAL	ERKEK MALE	KADIN FEMALE	TOPLAM TOTAL
ADANA	21407	27087	48494	17259	25511	42770	21058	27435	48493	16893	25526	42419	11592	3350	14942	10741	3149	13890
ADIYAMAN	1360	396	1756	1569	170	1739	1796	186	1982	1606	176	1782	1889	552	2441	1697	523	2220
AFYON	2547	387	2934	2418	157	2575	2847	220	3067	2226	116	2342	2208	256	2464	1686	100	1786
AGRI	403	92	495	2081	72	2153	359	43	402	2091	62	2153	1049	148	1197	1002	146	1148
AMASYA	925	243	1168	1412	137	1549	690	135	825	1403	151	1554	2614	2421	5035	1831	2028	3859
ANKARA	20157	5025	25182	8878	1450	10328	21411	3211	24622	8992	1902	10894	32344	7480	39824	28032	6774	34806
ANTALYA	2491	702	3193	2346	367	2713	2962	586	3548	2851	391	3242	7019	1735	8754	6140	1463	7603
ARTVIN	777	92	869	4541	200	4741	136	15	151	4540	200	4740	1393	147	1540	1141	107	1248
ARDAHAN	119	60	179	73	10	83	81	17	98	108	22	130	239	78	317	236	77	313
AKSARAY	800	143	943	565	69	634	358	61	419	564	69	633	887	123	1010	847	123	970
AYDIN	3881	3118	6999	3036	2403	5439	4206	3020	7226	2785	2390	5175	7449	1377	8826	5167	1012	6179
BALIKESIR	2106	551	2657	2168	138	2306	2727	387	3114	2132	126	2258	5772	1792	7564	4860	1645	6505
BARTIN	2080	720	2800	468	94	562	634	120	754	487	94	581	4357	948	5305	1894	840	2734
BATMAN	560	63	623	31	1	32	31	1	32	166	16	182	6865	2561	9426	6865	2561	9426
BAYBURT	93	14	107	225	5	230	120	3	123	226	5	231	86	21	107	29	2	31
BILECIK	753	825	1578	645	44	689	805	51	856	526	44	570	1243	885	2128	1017	557	1574
BINGOL	81	3	84	107	10	117	117	10	127	104	10	114	2840	240	3080	2814	239	3053
BITLIS	311	55	366	16	0	16	16	0	16	20	0	20	2816	182	2998	2808	182	2990
BOLU	1012	620	1632	2169	354	2523	3451	696	4147	2141	329	2470	1905	610	2515	1043	384	1427
BURDUR	406	106	512	1893	75	1968	294	103	397	1896	77	1973	620	141	761	490	89	579
BURSA	10471	29743	40214	4207	27685	31892	17707	31850	49557	3421	27559	30980	27254	5243	32497	24376	4885	29261
CANAKKALE	876	208	1084	1119	144	1263	1582	219	1801	1043	136	1179	1916	505	2421	707	222	929
CANKIRI	886	338	1224	650	238	888	799	261	1060	631	161	792	1197	267	1464	791	267	1058
CORUM	2038	261	2299	305	102	407	1675	111	1786	238	82	320	3628	295	3923	2456	284	2740
DENIZLI	1462	595	2057	1733	493	2226	6185	1672	7857	1455	423	1878	6732	1834	8566	3324	929	4253
DIYARBAKIR	1659	416	2075	1736	54	1790	1731	303	2034	1719	37	1756	4633	1204	5837	4287	1191	5478
EDIRNE	1566	1697	3263	1589	651	2240	590	461	1051	1469	585	2054	2643	2392	5035	2331	2201	4532
ELAZIG	526	111	637	2720	188	2908	345	61	406	2700	184	2884	1605	204	1809	1143	125	1268
ERZINCAN	1175	313	1488	1835	349	2184	383	254	637	1828	347	2175	1817	332	2149	1244	233	1477
ERZURUM	1394	304	1698	1573	274	1847	1501	336	1837	1540	253	1793	5112	352	5464	3653	175	3828
ESKISEHIR	5548	1836	7384	1885	669	2554	5518	1471	6989	1508	394	1902	13507	3887	17394	9962	3472	13434
GAZIANTEP	2334	371	2705	1499	150	1649	1784	478	2262	1310	103	1413	3417	319	3736	1941	177	2118
GIRESUN	704	234	938	1985	208	2193	367	92	459	1963	145	2108	1702	373	2075	962	252	1214
GUMUSHANE	170	70	240	733	93	826	173	65	238	733	94	827	1409	168	1577	466	98	564
HAKKARI	98	1	99	748	20	768	28	0	28	748	20	768	462	16	478	454	16	470
HATAY	2315	758	3073	1529	533	2062	1594	542	2136	1510	528	2038	12861	2593	15454	7315	1152	8467
IGDIR	147	406	553	369	180	549	200	170	370	366	178	544	174	181	355	174	181	355
ISPARTA	1437	428	1865	2092	185	2277	1130	198	1328	2085	185	2270	1497	478	1975	1330	426	1756
ICEL	4888	1677	6565	3138	722	3860	1842	755	2597	3229	707	3936	7845	2888	10733	6731	2454	9185
ISTANBUL	20375	7002	27377	4412	2009	6421	12898	5487	18385	2620	2124	4744	52273	5829	58102	18758	4083	22841
PENDIK	6727	2085	8812	2577	982	3559	3185	813	3998	2389	864	3253	32512	6811	39323	12134	2821	14955
IZMIR	15312	4995	20307	4954	906	5860	14375	2752	17127	3989	947	4936	20552	5506	26058	17263	4736	21999
KARAMAN	387	79	466	420	49	469	591	115	706	368	41	409	3827	481	4308	1401	351	1752
KARS	759	539	1298	983	189	1172	322	157	479	964	184	1148	849	432	1281	712	394	1106
KASTAMONU	1120	741	1861	2640	444	3084	330	186	516	2572	264	2836	2055	718	2773	1010	443	1453
KAYSERI	5628	1120	6748	3450	400	3850	5767	1018	6785	3256	396	3652	3565	724	4289	2894	644	3538
KIRIKKALE	2274	157	2431	786	23	809	541	102	643	765	18	783	3701	257	3958	1541	75	1616
KIRKLARELI	525	281	806	1630	220	1850	384	245	629	1594	233	1827	1279	291	1570	690	195	885
KIRSEHIR	954	155	1109	774	40	814	1050	77	1127	775	39	814	1205	207	1412	887	188	1075
KOCAELI	5236	1314	6550	2052	507	2559	3159	431	3590	1069	191	1260	7289	1565	8854	7208	1558	8766
KONYA	3850	617	4467	5640	262	5902	7207	443	7650	5575	254	5829	5441	325	5766	3177	193	3370
KUTAHYA	4837	688	5525	2409	227	2636	1143	299	1442	2384	262	2646	8784	1020	9804	6304	853	7157
MALATYA	1578	871	2449	1905	101	2006	234	79	313	1856	95	1951	3215	1438	4653	3181	1436	4617
MANISA	4863	18363	23226	2525	17893	20418	2934	18212	21146	2467	17866	20333	32428	7358	39786	12501	3543	16044
K.MARAS	971	102	1073	491	32	523	511	32	543	526	34	560	10730	608	11338	10543	605	11148
MARDIN	253	44	297	895	36	931	920	36	956	892	36	928	5337	389	5726	3991	359	4350
MUGLA	1304	396	1700	2321	299	2620	1179	255	1434	2150	289	2439	4446	634	5080	2084	514	2598
MUS	418	113	531	2164	114	2278	2246	135	2381	2157	112	2269	1482	126	1608	1482	126	1608
NEVSEHIR	437	151	588	719	56	775	903	127	1030	699	48	747	2024	316	2340	1330	187	1517
NIGDE	996	274	1270	1575	54	1629	470	75	545	1526	55	1581	1142	278	1420	1108	276	1384
ORDU	1040	215	1255	1413	191	1604	865	157	1022	1409	199	1608	2381	339	2720	1951	268	2219
RIZE	385	60	445	16299	116	16415	59	8	67	16295	116	16411	658	124	782	406	108	514
SAKARYA	2267	504	2771	613	182	795	1824	546	2370	510	166	676	3627	512	4139	3327	503	3830
SAMSUN	3460	2352	5812	8290	1495	9785	9350	2025	11375	8175	1428	9603	9483	6043	15526	4675	2936	7611
SIIRT	129	4	133	36	0	36	36	0	36	36	0	36	3586	602	4188	3516	602	4118
SINOP	325	102	427	777	48	825	136	12	148	768	36	804	2609	1539	4148	1844	780	2624
SIRNAK	478	39	517	431	8	439	431	8	439	431	8	439	892	60	952	892	60	952
SIVAS	1191	297	1488	1814	189	2003	330	162	492	1803	184	1987	4294	408	4702	4234	397	4631
TEKIRDAG	2157	841	2998	1816	465	2281	1330	501	1831	1680	506	2186	1528	361	1889	814	173	987
TOKAT	1497	447	1944	3330	342	3672	763	243	1006	3329	338	3667	2068	525	2593	1767	406	2173
TRABZON	[illegible]	[illegible]	[illegible]	[illegible]	297	[illegible]	[illegible]	[illegible]	[illegible]	[illegible]	[illegible]	[illegible]	6958	3103	10061	6283	2858	9141
TUNCELI	80	23	103	99	26	125	75	7	82	94	26	120	1460	406	1866	1460	406	1866
SANLIURFA	785	83	868	3299	100	3399	339	105	444	3269	89	3358	1513	88	1601	1183	81	1264
USAK	1210	611	1821	1219	275	1494	1866	672	2538	1209	279	1488	1296	305	1601	456	137	593
VAN	405	998	1403	2643	438	3081	94	308	402	2625	362	2987	2300	696	2996	1987	696	2683
YOZGAT	710	59	769	1062	49	1111	1230	68	1298	1062	49	1111	1820	168	1988	1003	73	1076
ZONGULDAK	9550	649	10199	1044	103	1147	1071	510	1581	859	66	925	33217	2108	35325	24698	1805	26503
TOPLAM (TOTAL)	207879	127908	335787	179335	93372	272707	196247	112491	308738	171812	92299	264111	478424	101278	579702	324682	76610	401292

II.BÖLÜM : BAŞVURULAR
PART II : APPLICATIONS

TABLO 3
1995 YILINDA BASVURULAR
(MESLEKLERE GORE)

TABLE 3
APPLICATIONS IN 1995
(BY OCCUPATIONS)

N23-094

MESLEKLER	GECEN YILDAN DEVREDEN BASVURU / APPLICATIONS TURNEDOVER FROM LAST YEAR			YIL ICINDE YAPILAN BASVURU / APPLICATIONS DURING THE YEAR			TOPLAM BASVURU / TOTAL APPLICATIONS			GENEL TOPLAMIN TOPLAMA ORANI % / SHARE IN GENERAL TOTAL %	OCCUPATIONS
	ERKEK MALE	KADIN FEMALE	TOPLAM TOTAL	ERKEK MALE	KADIN FEMALE	TOPLAM TOTAL	ERKEK MALE	KADIN FEMALE	TOPLAM TOTAL		
KIMYAGER VE FIZIKCI	602	582	1184	430	294	724	1032	876	1908	.19	CHEMIST, PHYSICIST
MIMAR VE MUHENDISLER	2899	1786	4685	1802	983	2785	4701	2769	7470	.73	ARCHITECTS AND,ENGINEERS
TEKNIK RESSAMLAR	1839	964	2803	912	424	1336	2751	1388	4139	.41	DRAFTSMEN
TOPOGRAFLAR VE TEKNISYENLER	8692	1203	9895	3840	635	4475	12532	1838	14370	1.41	TOPOGRAPHS AND TECHNICIANS
HEKIMLER,VETERINERLER VE ILG. PERSONEL	288	119	407	112	69	181	400	188	588	.06	DOCTORS, VETERINERIANS AND RELATED PERSONNEL
ECZACI,ECZACI YARD.VE BES.UZMANI	146	77	223	46	34	80	192	111	303	.03	PHARMACIST,ASSISTANT PHARMACIST AND DIETICIAN
HEMSIRE, EBE VE TIP TEKNISYENLERI	321	361	682	204	320	524	525	681	1206	.12	NURSES, MIDWIVES,MEDICAL TECHNICIANS
DIGER PROFESYONEL TEK. VE ILGILI PERS.	2207	3384	5591	1479	1573	3052	3686	4957	8643	.85	OTHER PROFESSIONAL,TECHNICAL AND RELATED PERSONNEL
YONETICILER	2049	979	3028	1382	568	1950	3431	1547	4978	.49	ADMINISTRATORS
DAKTILOLAR VE BILGISAYAR OPERATORLERI	2313	4917	7230	972	2740	3712	3285	7657	10942	1.07	TYPISTS AND COMPUTER OPERATORS
MUHASEBE VE KASADAR	8164	9950	18114	3914	4686	8600	12078	14636	26714	2.62	ACCOUNTANTS AND CASHIERS
NAKLIYE VE HABERLESME ELEMANLARI	686	175	861	268	161	429	954	336	1290	.13	TRANSPORTATION AND COMMUNICATION PERSONNEL
BURO NEZARETCILERI VE BURO ELEMANLARI	47225	35419	82644	16310	15286	31596	63535	50705	114240	11.22	BUREAU SUPERVISORS AND PERSONNEL
SATIS ISCILERI	461	99	560	335	115	450	796	214	1010	.1	SALESMEN
ASCILAR	5904	299	6203	2606	191	2797	8510	490	9000	.88	COOKS
GARSONLAR VE BARMENLER	3116	106	3222	2927	305	3232	6043	411	6454	.63	WAITERS AND BARMANS
DIGER HIZMET ISCILERI	2005	462	2467	1480	411	1891	3485	873	4358	.43	OTHER SERVICE WORKERS
TARIM,ORMAN ISCISI,BALIKCI AVCI	1033	58	1091	18704	70773	89477	19737	70831	90568	8.9	AGRICULTURE AND FOREST WORKERS,FISHERMEN, HUNTERS
URETIM NEZARETCILERI VE USTABASILAR	745	20	765	229	16	245	974	36	1010	.1	PRODUCTION SUPERVISORS AND FOREMEN
MADENCILER-TASOCAKCILAR	706	2	708	145	0	145	851	2	853	.08	MINERS - QUARRY WORKERS
METAL ISLEMCILER	1165	5	1170	502	3	505	1667	8	1675	.16	METAL PROCESSING WORKERS
AGAC HAZIRLAMA ISCILERI	65	0	65	25	0	25	90	0	90	.01	WOOD PREPARING WORKERS
KAGIT HAMURU VE KAGIT IMALI ISCILERI	9	1	10	24	2	26	33	3	36	0	PAPER PULP AND PAPER PRODUCTION WORKERS
KIMYASAL ISLEMCILER VE ILGILI ISCILER	336	3	339	9	0	9	345	3	348	.03	CHEMICAL PROCESSING WORKERS AND THE LIKE
ELYAF HAZIRLAYICI IPLIKCI VE SARICI	403	369	772	512	317	829	915	686	1601	.16	FIBER PREPARATION,THREAD MAKING AND SPINNING WORKERS
DOKUMACI,ORUCU VE ILGILI ISCILER	1229	378	1607	453	970	1423	1682	1348	3030	.3	WEAVERS,DARNERS AND THE LIKE
KASARLAYICI,BOYACI VE DIGER DOKU.ISCI.	204	25	229	78	30	108	282	55	337	.03	BLEACHING WORKERS,DYERS AND OTHER TEXTILE WORKERS
DEBAGLAR VE DERI ISCILERI	64	0	64	9	4	13	73	4	77	.01	TANNERS AND LEATHER WORKERS
DEGIRMEN,FIRIN, ICKI VE BESIN ISCILERI	1463	28	1491	824	34	858	2287	62	2349	.23	MILL, OVEN, BEVERAGE AND FOOD PRODUCTION WORKERS
TUTUN VE SIGARA IMALI ISCILERI	18	12	30	4	18	22	22	30	52	.01	TOBACCO AND CIGARETTE PRODUCTION WORKERS
TERZILER,KURK VE SAPKA ISCILERI	2777	2647	5424	595	1413	2008	3372	4060	7432	.73	TAILORS, FUR AND HAT WORKERS
KESICI,DIKISCI VE DOSEMECILER	1653	1320	2973	743	1606	2349	2396	2926	5322	.52	CUTTERS, SEWERS AND UPHOLSTERERS
AYAKKABI VE DERI ESYA IMALI ISCI.	611	10	621	160	14	174	771	24	795	.08	SHOE AND LEATHER ARTICLES PRODUCTION WORKERS
MOBILYA VE ILGILI AGAC ISCILERI	3715	23	3738	2067	23	2090	5782	46	5828	.57	FURNITURE AND RELEVANT WOOD WORKERS
TAS KESICILER VE OYMA ISCILERI	33	0	33	36	0	36	69	0	69	.01	STONE CUTTING AND ENGRAVING WORKERS
DEMIRCI (GENEL)	941	6	947	96	0	96	1037	6	1043	.1	IRONSMITHS (GENERAL)
SOGUK DEMIRCI	1168	0	1168	251	0	251	1419	0	1419	.14	COLD IRON WORKERS
TORNA TEZGAHI OPRT.(METAL)	5910	24	5934	2445	7	2452	8355	31	8386	.82	LATHE WORKBENCH OPERATOR (METAL)
FREZE TEZGAHI OPRT.(METAL)	136	0	136	56	0	56	192	0	192	.02	MILLING CUTTER WORKBENCH OPERATOR(METAL)
MATKAP TEZGAHI OPR.(METAL)	79	16	95	24	1	25	103	17	120	.01	DRILL BENCH OPERATOR (METAL)
DIGER METAL TEZGAH AYARCI VE OPRT.	10115	104	10219	4526	6	4532	14641	110	14751	1.45	OTHER METAL WORKBENCH ADJUSTERS AND OPERATORS
MOTORLU ARAC TAMIRCI VE MAKINISTLERI	9347	10	9357	3486	4	3490	12833	14	12847	1.26	MOTORIZED VEHICLE REPAIRMEN MECHANICS
DIGER MAKINA MONTOR VE TAMIRCI MAKI.	4127	21	4148	1207	22	1229	5334	43	5377	.53	OTHER MACHINE ASSEMBLING AND REPAIRING MECHANICS
ELEKTRIK VE ELEKTRONIK MONTORLERI	2859	426	3285	1464	132	1596	4323	558	4881	.48	ELECTRICAL AND ELECTRONIC ASSEMBLY WORKERS
ELEKTRIK TESISATCILARI	17506	661	18167	6683	211	6894	24189	872	25061	2.46	ELECTRICAL INSTALLERS
DIGER ELEKTRIK,ELEKTRONIK ISCILERI	384	0	384	69	14	83	453	14	467	.05	OTHER ELECTRICAL AND ELECTRONICAL WORKERS
YAYIN SES CIHAZLARI OPERATORLERI	10	1	11	13	0	13	23	1	24	0	VOCAL ANNOUNCEMENT DEVICES OPERATORS
SIHHI TESISATCILAR VE BORU TESISATCISI	3583	1	3584	1375	0	1375	4958	1	4959	.49	SANITARY FACILITIES INSTALLERS AND PLUMBERS
KAYNAKCILAR VE PURMUZCULER	13135	3	13138	4395	0	4395	17530	3	17533	1.72	WELDERS AND TORCH OPERATORS
METAL LEVHA VE METAL INS.HAZ.VE MONT.	7511	8	7519	3302	1	3303	10813	9	10822	1.06	METAL PLATE AND METAL CONSTRUCTION PREPARING AND ASSEMBLING WORKERS
MUCEVHER,CAM,KIL VE PORSELEN ISCILERI	171	110	281	191	146	337	362	256	618	.06	JEWELLERY,GLASS,CLAY AND PORCELAIN WORKERS
KAUCUK,PLASTIK URUN VE TASIT LAS.IN.IS.	447	3	450	168	1	169	615	4	619	.06	RUBBER,PLASTIC AND AUTO TIRES PRODUCTION WORKERS
KAGIT KARTON VE KAGIT ESYA IMALI ISCI.	1	0	1	3	0	3	4	0	4	0	PAPER,CARDBOARD AND PAPER MADE ARTICLES WORKERS
MURETTIPLER,MATBAA ISCILERI	865	34	899	476	20	496	1341	54	1395	.14	TYPESETTERS,PRINTING-HOUSE WORKERS
INSAAT BOYACILARI	2396	1	2397	616	1	617	3012	2	3014	.3	CONSTRUCTION PAINTERS
DIGER BOYACILAR	1461	2	1463	537	1	538	1998	3	2001	.2	OTHER PAINTERS
DIGER IMALAT ISCILERI VE ILGILI ISCILER	83	50	133	35	26	61	118	76	194	.02	OTHER PRODUCTION WORKERS,RELEVANT WORKERS
DUVARCI (TUGLA,TAS)(INSAAT)	458	0	458	153	0	153	611	0	611	.06	MASONS (BRICK-STONE-CONSTRUCTION)
BETON KALIPCISI	668	0	668	169	0	169	837	0	837	.08	CONCRETE MOLDERS
INSAAT BETON DEMIRI ISCISI	276	0	276	49	0	49	325	0	325	.03	IRON CONCRETE CONSTRUCTION WORKERS
MARANGOZ VE DOGRAMACILAR	4367	1	4368	1226	16	1242	5593	17	5610	.55	CARPENTERS AND JOINERS
SIVACILAR	709	0	709	188	0	188	897	0	897	.09	PLASTERERS
MERMER VE KARO FAYANS DOSEYICI	448	0	448	217	2	219	665	2	667	.07	MARBLE AND FAIENCE LAYING WORKERS
DIGER INSAAT VE ILGILI ISLER	1248	26	1274	491	34	525	1739	60	1799	.18	OTHER CONSTRUCTION AND RELEVANT WORKERS
ATESCI (BUHAR KAZANI)	3823	14	3837	1624	9	1633	5447	23	5470	.54	STOCKERS(BOILER)
DIGER SABIT MOTOR VE ILGILI TECHIZAT OP.	386	2	388	103	1	104	489	3	492	.05	OPERATORS OF OTHER FIXED MOTORS AND RELEVANT EQUIPMENT
VINC VE CERASKAL OPERATORLERI	408	2	410	88	2	90	496	4	500	.05	CRANE AND LIFTING OPERATORS
INSAAT MAKINALARI OPERATORLERI	2153	0	2153	609	0	609	2762	0	2762	.27	CONSTRUCTION MACHINES OPERATORS
YAHMIL-YAHLIYE ISCILERI MALZ.TAS.OPE.	2799	9	2808	877	12	889	3676	21	3697	.36	LOADING - UNLOADING WORKERS AND MATERIAL TRANSPORTATION OPERATORS
AGIR VASITA SOFORLERI	74894	14	74908	22774	9	22783	97668	23	97691	9.59	HEAVY VEHICLE DRIVERS
DIGER TASIMA ARAC.SURUCU VE ILG.ELEMAN.	9896	10	9906	3131	0	3131	13027	10	13037	1.28	OTHER TRANSPORT VEHICLE DRIVERS AND RELEVANT PERSONNEL
BEDEN ISCISI	274377	50762	325139	80624	23212	103836	355001	73974	428975	42.13	UNQUALIFIED WORKERS
TOPLAM	564291	118104	682395	207879	127908	335787	772170	246012	1018182	100	TOTAL

TABLO 4
1995 YILINDA BASVURULAR
(ILLERE GORE)

TABLE 4
APPLICATIONS IN 1995
(BY PROVINCES)

ILLER / PROVINCES	GECEN YILDAN DEVREDEN BASVURU / APPLICATIONS TURNEDOVER FROM LAST YEAR			YIL ICINDE YAPILAN BASVURU / APPLICATIONS DURING THE YEAR			TOPLAM BASVURU / TOTAL APPLICATIONS			GENEL TOPLAMIN TOPLAMA ORANI / SHARE IN GENERAL TOTAL %
	ERKEK: MALE:	KADIN: FEMALE:	TOPLAM: TOTAL:	ERKEK: MALE:	KADIN: FEMALE:	TOPLAM: TOTAL:	ERKEK: MALE:	KADIN: FEMALE:	TOPLAM: TOTAL:	
ADANA	15214	3449	18663	21407	27087	48494	36621	30536	67157	6.6
ADIYAMAN	10370	1078	11448	1360	396	1756	11730	1474	13204	1.3
AFYON	3479	349	3828	2547	387	2934	6026	736	6762	.66
AGRI	1057	84	1141	403	92	495	1460	176	1636	.16
AMASYA	4316	3017	7333	925	243	1168	5241	3260	8501	.83
ANKARA	34564	18559	53123	20157	5025	25182	54721	23584	78305	7.69
ANTALYA	10338	2319	12657	2491	702	3193	12829	3021	15850	1.56
ARTVIN	1506	78	1584	777	92	869	2283	170	2453	.24
ARDAHAN	763	134	897	119	60	179	882	194	1076	.11
AKSARAY	1007	174	1181	800	143	943	1807	317	2124	.21
AYDIN	8411	1583	9994	3881	3118	6999	12292	4701	16993	1.67
BALIKESIR	5824	1792	7616	2106	551	2657	7930	2343	10273	1.01
BARTIN	4447	485	4932	2080	720	2800	6527	1205	7732	.76
BATMAN	8206	2572	10778	560	63	623	8766	2635	11401	1.12
BAYBURT	309	25	334	93	14	107	402	39	441	.04
BILECIK	1625	212	1837	753	825	1578	2378	1037	3415	.34
BINGOL	2834	243	3077	81	3	84	2915	246	3161	.31
BITLIS	4090	244	4334	311	55	366	4401	299	4700	.46
BOLU	2042	330	2372	1012	620	1632	3054	950	4004	.39
BURDUR	1041	124	1165	406	106	512	1447	230	1677	.16
BURSA	22479	3954	26433	10471	29743	40214	32950	33697	66647	6.55
CANAKKALE	2466	615	3081	876	208	1084	3342	823	4165	.41
CANKIRI	1502	359	1861	886	338	1224	2388	697	3085	.3
CORUM	3682	414	4096	2038	261	2299	5720	675	6395	.63
DENIZLI	8007	2067	10074	1462	595	2057	9469	2662	12131	1.19
DIYARBAKIR	7287	1320	8607	1659	416	2075	8946	1736	10682	1.05
EDIRNE	1429	1134	2563	1566	1697	3263	2995	2831	5826	.57
ELAZIG	4239	327	4566	526	111	637	4765	438	5203	.51
ERZINCAN	2282	430	2712	1175	313	1488	3457	743	4200	.41
ERZURUM	4384	362	4746	1394	304	1698	5778	666	6444	.63
ESKISEHIR	13548	3484	17032	5548	1836	7384	19096	5320	24416	2.4
GAZIANTEP	4740	351	5091	2334	371	2705	7074	722	7796	.77
GIRESUN	3224	505	3729	704	234	938	3928	739	4667	.46
GUMUSHANE	1462	185	1647	170	70	240	1632	255	1887	.19
HAKKARI	414	17	431	98	1	99	512	18	530	.05
HATAY	14989	3349	18338	2315	758	3073	17304	4107	21411	2.1
IGDIR	177	50	227	147	406	553	324	456	780	.08
ISPARTA	2245	434	2679	1437	428	1865	3682	862	4544	.45
ICEL	8922	2827	11749	4888	1677	6565	13810	4504	18314	1.8
ISTANBUL	51007	5035	56042	20375	7002	27377	71382	12037	83419	8.19
PENDIK	31178	6166	37344	6727	2085	8812	37905	8251	46156	4.53
IZMIR	28081	5478	33559	15312	4995	20307	43393	10473	53866	5.29
KARAMAN	4246	500	4746	387	79	466	4633	579	5212	.51
KARS	1245	476	1721	759	539	1298	2004	1015	3019	.3
KASTAMONU	2119	300	2419	1120	741	1861	3239	1041	4280	.42
KAYSERI	4765	552	5317	5628	1120	6748	10393	1672	12065	1.18
KIRIKKALE	2181	149	2330	2274	157	2431	4455	306	4761	.47
KIRKLARELI	1662	391	2053	525	281	806	2187	672	2859	.28
KIRSEHIR	1223	193	1416	954	155	1109	2177	348	2525	.25
KOCAELI	6327	1026	7353	5236	1314	6550	11563	2340	13903	1.37
KONYA	7797	399	8196	3850	617	4467	11647	1016	12663	1.24
KUTAHYA	6020	897	6917	4837	688	5525	10857	1585	12442	1.22
MALATYA	4579	1013	5592	1578	871	2449	6157	1884	8041	.79
MANISA	37085	8606	45691	4863	18363	23226	41948	26969	68917	6.77
K.MARAS	28178	1241	29419	971	102	1073	29149	1343	30492	2.99
MARDIN	5161	348	5509	253	44	297	5414	392	5806	.57
MUGLA	9114	902	10016	1304	396	1700	10418	1298	11716	1.15
MUS	3414	361	3775	418	113	531	3832	474	4306	.42
NEVSEHIR	3078	376	3454	437	151	588	3515	527	4042	.4
NIGDE	1289	183	1472	996	274	1270	2285	457	2742	.27
ORDU	2219	351	2570	1040	215	1255	3259	566	3825	.38
RIZE	2579	181	2760	385	60	445	2964	241	3205	.31
SAKARYA	4979	535	5514	2267	504	2771	7246	1039	8285	.81
SAMSUN	12271	7352	19623	3460	2352	5812	15731	9704	25435	2.5
SIIRT	3530	599	4129	129	4	133	3659	603	4262	.42
SINOP	3525	2304	5829	325	102	427	3850	2406	6256	.61
SIRNAK	846	58	904	478	39	517	1324	97	1421	.14
SIVAS	6382	690	7072	1191	297	1488	7573	987	8560	.84
TEKIRDAG	1026	309	1335	2157	841	2998	3183	1150	4333	.43
TOKAT	16485	6160	22645	1497	447	1944	17982	6607	24589	2.41
TRABZON	6640	2912	9552	1443	468	1911	8083	3380	11463	1.13
TUNCELI	1797	522	2319	80	23	103	1877	545	2422	.24
S.URFA	2248	144	2392	785	83	868	3033	227	3260	.32
USAK	1468	335	1803	1210	611	1821	2678	946	3624	.36
VAN	1916	303	2219	405	998	1403	2321	1301	3622	.36
YOZGAT	1598	167	1765	710	59	769	2308	226	2534	.25
ZONGULDAK	26112	1555	27667	9550	649	10199	35662	2204	37866	3.72
TOPLAM(TOTAL)	564291	118104	682395	207879	127908	335787	772170	246012	1018182	100

TABLO 5
1995 YILINDA BASVURULARIN YAS GURUPLARINA GORE DAGILIMI
(ILLERE GORE)
TABLE 5
DISTRIBUTION OF APPLICATIONS IN 1995 BY AGE GROUPS
(BY PROVINCES)

ILLER / PROVINCES	14 ve KUCUK / 14 AND YOUNGER		15 - 19		20 - 24		25 - 29		30 - 34		35 - 39		40 - 44		45 - 64		65 VE FAZLA / 65 AND OLDER		TOPLAM / TOTAL		
	ERKEK: MALE:	KADIN: FEMALE:	ERKEK: MALE:	KADIN: FEMALE:	ERKEK: MALE:	KADIN: FEMALE:	ERKEK: MALE:	KADIN: FEMALE:	ERKEK: MALE:	KADIN: FEMALE:	ERKEK: MALE:	KADIN: FEMALE:	ERKEK: MALE:	KADIN: FEMALE:	ERKEK: MALE:	KADIN: FEMALE:	ERKEK: MALE:	KADIN: FEMALE:	ERKEK: MALE:	KADIN: FEMALE:	TOPLAM: TOTAL:
ADANA	4	27	370	572	2254	731	17093	25419	827	173	435	88	244	28	168	42	12	7	21407	27087	48494
ADIYAMAN	0	3	54	170	488	165	344	40	225	11	127	5	79	0	43	2	0	0	1360	396	1756
AFYON	0	1	247	135	1199	128	641	64	293	30	98	15	35	6	23	5	11	3	2547	387	2934
AGRI	2	0	26	28	136	38	84	13	63	8	23	1	35	3	33	1	1	0	403	92	495
AMASYA	0	0	51	95	416	93	232	24	115	16	70	10	24	1	17	4	0	0	925	243	1168
ANKARA	17	14	1445	1259	7505	1914	5140	927	3179	487	1697	210	666	96	433	96	75	22	20157	5025	25182
ANTALYA	0	0	171	125	865	274	759	178	420	81	171	28	77	11	28	5	0	0	2491	702	3193
ARTVIN	0	0	29	28	338	43	283	11	94	5	23	5	6	0	4	0	0	0	777	92	869
ARDAHAN	0	0	7	18	46	29	26	9	24	2	9	1	5	1	2	0	0	0	119	60	179
AKSARAY	0	6	61	34	337	71	306	17	124	3	87	5	41	3	39	10	3	0	800	143	943
AYDIN	1	5	281	390	1288	479	1378	1915	470	126	270	88	98	44	91	70	4	1	3881	3118	6999
BALIKESIR	29	11	138	163	1022	204	513	64	218	48	116	32	50	17	19	11	1	1	2106	551	2657
BARTIN	0	5	80	247	1047	235	619	121	243	79	68	24	18	7	5	2	0	0	2080	720	2800
BATMAN	1	0	19	13	225	30	145	7	87	10	41	2	26	0	12	1	4	0	560	63	623
BAYBURT	0	1	5	3	22	4	27	2	21	2	9	1	7	0	2	1	0	0	93	14	107
BILECIK	0	9	65	196	278	227	221	132	94	129	61	84	24	37	10	11	0	0	753	825	1578
BINGOL	0	0	4	2	29	1	21	0	14	0	6	0	4	0	3	0	0	0	81	3	84
BITLIS	0	0	14	21	155	32	97	1	39	1	6	0	0	0	0	0	0	0	311	55	366
BOLU	0	0	55	173	458	256	217	89	154	73	69	17	42	10	17	2	0	0	1012	620	1632
BURDUR	0	0	28	35	181	37	96	17	47	6	31	5	10	2	13	4	0	0	406	106	512
BURSA	20	15	1103	833	3734	1103	2745	26933	1320	360	766	227	397	141	361	119	25	12	10471	29743	40214
CANAKKALE	0	6	32	54	286	58	260	31	173	23	52	15	28	8	31	10	14	3	876	208	1084
CANKIRI	0	3	105	113	402	120	242	50	86	26	32	13	9	11	10	2	0	0	886	338	1224
CORUM	1	6	116	81	769	84	600	41	339	27	128	7	60	13	25	2	0	0	2038	261	2299
DENIZLI	27	29	209	192	551	203	342	98	198	20	74	23	25	12	36	18	0	0	1462	595	2057
DIYARBAKIR	0	8	409	168	569	144	388	71	193	19	57	2	33	2	10	2	0	0	1659	416	2075
EDIRNE	4	11	276	595	606	496	340	277	162	166	106	101	36	34	35	17	1	0	1566	1697	3263
ELAZIG	0	0	28	11	170	52	164	32	90	5	38	4	25	4	9	3	2	0	526	111	637
ERZINCAN	0	2	72	119	629	113	258	45	111	22	45	9	27	1	33	2	0	0	1175	313	1488
ERZURUM	0	1	88	126	692	147	395	25	137	3	36	0	20	0	25	2	1	0	1394	304	1698
ESKISEHIR	0	5	455	356	1593	594	1623	472	1023	259	541	124	300	22	13	4	0	0	5548	1836	7384
GAZIANTEP	0	0	192	88	611	177	706	42	439	21	219	18	110	14	57	11	0	0	2334	371	2705
GIRESUN	0	0	74	103	389	71	126	28	68	16	29	6	10	3	8	7	0	0	704	234	938
GUMUSHANE	0	1	24	25	72	31	36	10	16	2	6	0	7	0	9	1	0	0	170	70	240
HAKKARI	1	0	9	0	26	1	15	0	12	0	6	0	8	0	16	0	5	0	98	1	99
HATAY	1	2	68	80	478	120	1142	495	304	36	166	15	85	4	58	5	13	1	2315	758	3073
IGDIR	0	0	7	81	85	126	37	63	9	32	7	36	1	14	1	47	0	7	147	406	553
ISPARTA	0	2	135	142	591	158	358	61	185	36	88	16	57	6	22	7	1	0	1437	428	1865
ICEL	0	2	191	464	1686	623	1465	355	850	125	380	68	210	29	105	11	1	0	4888	1677	6565
ISTANBUL	24	28	2061	3324	5243	2268	6155	777	3664	339	2114	133	787	53	275	51	52	29	20375	7002	27377
PENDIK	0	0	128	552	2777	836	2141	457	1181	185	403	44	82	10	14	1	1	0	6727	2085	8812
IZMIR	53	40	2753	1493	5614	1560	3294	918	1827	493	895	240	452	119	375	109	49	23	15312	4995	20307
KARAMAN	0	0	48	26	177	39	87	11	49	2	22	0	3	1	1	0	0	0	387	79	466
KARS	0	0	37	245	291	183	203	67	131	26	56	11	27	6	14	1	0	0	759	539	1298
KASTAMONU	1	20	94	288	554	208	269	91	109	64	50	45	26	16	17	9	0	0	1120	741	1861
KAYSERI	1	0	474	218	2310	450	1686	222	746	113	280	66	83	31	48	20	0	0	5628	1120	6748
KIRIKKALE	1	3	268	47	1103	56	540	19	247	15	82	4	22	6	11	5	0	2	2274	157	2431
KIRKLARELI	0	0	56	99	220	93	142	52	58	21	33	7	7	7	9	2	0	0	525	281	806
KIRSEHIR	0	0	7	43	387	65	275	31	171	11	95	2	16	2	3	1	0	0	954	155	1109
KOCAELI	1	4	140	490	2353	464	1459	187	790	92	325	48	112	17	56	12	0	0	5236	1314	6550
KONYA	1	0	237	133	1586	237	1129	119	564	74	219	28	61	17	53	9	0	0	3850	617	4467
KUTAHYA	2	6	480	242	2518	259	1165	97	427	49	135	20	68	10	42	5	0	0	4837	688	5525
MALATYA	0	1	72	201	713	359	492	189	234	83	41	25	16	6	10	7	0	0	1578	871	2449
MANISA	1	2	252	452	1706	408	1983	17224	522	143	249	80	92	40	53	14	5	0	4863	18363	23226
K.MARAS	0	0	42	25	253	44	215	16	201	11	114	3	77	2	69	1	0	0	971	102	1073
MARDIN	0	1	18	19	81	12	56	8	44	4	21	0	17	0	14	0	2	0	253	44	297
MUGLA	0	0	159	132	622	138	278	65	145	32	44	14	37	8	18	7	1	0	1304	396	1700
MUS	9	29	67	47	140	28	76	3	53	2	37	4	35	0	1	0	0	0	418	113	531
NEVSEHIR	0	0	38	63	151	54	110	13	51	9	45	6	22	1	18	4	2	1	437	151	588
NIGDE	0	0	265	97	357	109	217	44	88	14	33	5	15	2	20	3	1	0	996	274	1270
ORDU	0	0	32	64	381	93	309	28	213	21	66	7	29	1	10	1	0	0	1040	215	1255
RIZE	0	0	12	12	175	33	117	8	42	4	24	3	12	0	3	0	0	0	385	60	445
SAKARYA	1	0	131	114	1004	188	656	102	312	44	112	26	26	15	24	15	1	0	2267	504	2771
SAMSUN	37	35	500	863	1307	774	982	433	341	160	167	52	76	19	50	16	0	0	3460	2352	5812
SIIRT	1	0	8	2	55	2	29	0	12	0	15	0	4	0	4	0	1	0	129	4	133
SINOP	0	0	15	29	152	32	79	21	38	11	28	6	9	2	4	1	0	0	325	102	427
SIRNAK	0	0	18	1	90	24	105	8	89	4	60	0	38	2	35	0	43	0	478	39	517
SIVAS	0	0	183	120	541	99	281	53	148	15	31	9	5	1	2	0	0	0	1191	297	1488
TEKIRDAG	0	5	169	305	763	261	712	142	287	64	124	42	61	17	41	5	0	0	2157	841	2998
TOKAT	1	1	109	162	565	159	420	60	211	21	93	21	54	11	43	12	1	0	1497	447	1944
TRABZON	0	0	75	127	604	207	430	67	181	37	87	12	34	6	32	12	0	0	1443	468	1911
TUNCELI	0	0	3	2	28	13	15	4	16	2	12	1	4	1	2	0	0	0	80	23	103
S.URFA	0	0	46	17	219	35	222	12	147	12	61	4	66	3	23	0	1	0	785	83	868
USAK	0	0	114	152	614	322	398	96	65	21	11	14	4	3	4	3	0	0	1210	611	1821
VAN	0	0	29	680	146	218	143	87	64	8	15	4	4	1	4	0	0	0	405	998	1403
YOZGAT	0	0	58	7	241	33	148	13	147	0	85	2	21	3	10	1	0	0	710	59	769
ZONGULDAK	0	0	52	123	4473	341	3149	138	1369	35	412	7	58	2	34	3	3	0	9550	649	10199
TOPLAM (TOTAL):	242	344	15993	18354	72642	20116	69551	80061	27452	4729	12889	2300	5501	1025	3272	867	337	112	207879	127908	335787

TABLO 6
1995 YILINDA BASVURULARIN EGITIM DURUMLARINA GORE DAGILIMI
(ILLERE GORE)
TABLE 6
DISTRIBUTION OF APPLICATIONS IN 1995 BY EDUCATIONAL STATUS
(BY PROVINCES)

ILLER / PROVINCES	OKUMA-YAZMA BILMEYENLER / ILLITERATE		OKUR-YAZAR OLANLAR / LITERATE		ILK OKUL / PRIMARY SCHOOL		ORTA VE DENGI / JUNIOR HIGH SCHOOL AND ITS EQUIVALENT		SANAT ORTA / VOCATIONAL JUNIOR HIGH SCHOOL		LISE VE DENGI / HIGH SCHOOL AND ITS EQUIVALENT		SANAT LISESI / VOCATIONAL HIGH SCHOOL		LISE USTU / HIGHER EDUCATION (MAX.2 YEARS)		YUKSEK OKUL / UNIVERSITY		TOPLAM / TOTAL		
	ERKEK: MALE:	KADIN: FEMALE:	ERKEK: MALE:	KADIN: FEMALE:	ERKEK: MALE:	KADIN: FEMALE:	ERKEK: MALE:	KADIN: FEMALE:	ERKEK: MALE:	KADIN: FEMALE:	ERKEK: MALE:	KADIN: FEMALE:	ERKEK: MALE:	KADIN: FEMALE:	ERKEK: MALE:	KADIN: FEMALE:	ERKEK: MALE:	KADIN: FEMALE:	TOPLAM: TOTAL:
ADANA	35	30	30	37	18328	25682	971	236	0	0	755	625	921	312	171	73	196	92	21407	27087	48494
ADIYAMAN	10	3	11	7	609	189	257	47	0	0	320	139	108	2	33	6	12	3	1360	396	1756
AFYON	13	7	10	2	1310	72	420	18	0	0	284	228	403	18	65	24	42	18	2547	387	2934
AGRI	4	2	8	0	196	7	64	13	0	0	76	46	41	19	10	2	4	3	403	92	495
AMASYA	3	3	3	1	512	84	108	18	0	0	157	117	94	2	36	14	12	4	925	243	1168
ANKARA	52	35	41	32	9271	752	4012	517	0	0	3402	2889	2022	197	177	49	1180	554	20157	5025	25182
ANTALYA	5	2	8	1	1282	202	339	82	0	0	472	286	225	54	51	7	109	68	2491	702	3193
ARTVIN	4	1	4	0	399	5	170	14	0	0	110	68	66	1	16	1	8	2	777	92	869
ARDAHAN	0	1	2	2	44	3	31	6	0	0	32	43	9	0	1	1	0	4	119	60	179
AKSARAY	7	9	4	2	520	17	94	6	0	0	97	91	53	0	7	1	18	17	800	143	943
AYDIN	22	34	25	25	2644	2129	345	95	0	0	391	615	277	105	79	40	98	75	3881	3118	6999
BALIKESIR	6	6	7	2	910	127	305	36	0	0	280	234	440	64	95	44	63	38	2106	551	2657
BARTIN	4	1	301	12	1328	411	185	98	0	0	152	163	83	27	11	1	16	7	2080	720	2800
BATMAN	2	1	9	2	195	18	129	9	1	0	139	26	63	3	2	0	20	4	560	63	623
BAYBURT	1	0	0	0	57	12	12	0	0	0	18	2	2	0	2	0	1	0	93	14	107
BILECIK	2	5	4	12	403	418	100	101	0	0	93	250	120	17	7	9	24	13	753	825	1578
BINGOL	6	0	3	0	35	2	12	0	0	0	18	1	3	0	0	0	4	0	81	3	84
BITLIS	4	1	5	3	138	22	58	5	0	0	66	22	34	1	5	0	1	1	311	55	366
BOLU	4	6	7	1	578	275	102	48	0	0	95	198	168	63	36	17	22	12	1012	620	1632
BURDUR	0	0	0	0	249	18	53	5	0	0	38	64	38	11	4	0	24	8	406	106	512
BURSA	28	47	58	62	5684	27422	1477	408	0	0	1342	1058	1361	353	251	176	270	217	10471	29743	40214
CANAKKALE	5	5	3	4	471	73	135	5	0	0	141	97	86	6	5	1	30	17	876	208	1084
CANKIRI	0	2	3	1	387	128	137	39	0	0	104	117	225	34	0	0	30	17	886	338	1224
CORUM	3	3	3	3	1400	81	231	13	0	0	188	130	139	4	46	11	28	16	2038	261	2299
DENIZLI	20	15	12	5	818	297	133	35	0	0	225	190	148	12	60	21	46	20	1462	595	2057
DIYARBAKIR	21	9	45	32	643	121	293	39	0	0	436	175	160	14	0	0	61	26	1659	416	2075
EDIRNE	11	7	7	9	894	906	255	230	0	0	194	455	142	39	4	0	59	51	1566	1697	3263
ELAZIG	16	0	51	5	184	15	69	7	1	0	83	57	82	8	22	8	18	11	526	111	637
ERZINCAN	15	6	15	1	613	87	212	36	0	0	150	157	121	11	31	9	18	6	1175	313	1488
ERZURUM	13	1	7	38	631	125	226	14	0	0	201	98	215	4	34	1	67	23	1394	304	1698
ESKISEHIR	0	2	3	9	2323	559	532	137	0	0	566	754	1605	148	240	70	279	157	5548	1836	7384
GAZIANTEP	56	19	42	18	1400	52	265	31	0	0	278	195	163	19	21	4	109	33	2334	371	2705
GIRESUN	0	3	2	7	277	99	89	18	0	0	180	94	113	1	7	3	36	9	704	234	938
GUMUSHANE	0	0	1	1	74	16	30	21	0	0	24	24	27	5	0	0	14	3	170	70	240
HAKKARI	5	0	4	0	49	0	13	0	0	0	20	1	5	0	2	0	0	0	98	1	99
HATAY	8	4	11	3	1764	526	141	25	0	0	214	151	118	16	12	9	47	24	2315	758	3073
IGDIR	0	0	6	72	59	77	27	95	0	1	41	156	5	1	0	1	9	3	147	406	553
ISPARTA	4	2	4	1	747	156	232	40	0	0	212	162	172	34	45	27	21	6	1437	428	1865
ICEL	21	12	44	9	2913	604	594	158	0	0	635	692	448	94	108	54	125	54	4888	1677	6565
ISTANBUL	92	20	129	14	11697	1046	3231	937	0	0	3077	4240	1603	498	199	73	347	174	20375	7002	27377
PENDIK	12	8	17	25	3752	632	1224	348	0	0	862	770	696	219	58	21	106	62	6727	2085	8812
IZMIR	74	91	64	61	7962	1682	2552	562	0	0	2196	1558	1831	623	302	160	331	258	15312	4995	20307
KARAMAN	0	0	0	0	233	24	45	4	0	0	55	45	25	3	6	0	23	3	387	79	466
KARS	2	0	15	71	318	251	132	30	0	0	219	171	56	9	5	1	12	6	759	539	1298
KASTAMONU	3	3	2	11	567	352	185	94	0	0	144	228	174	33	33	10	12	10	1120	741	1861
KAYSERI	9	25	14	27	3097	333	829	67	0	0	700	473	673	31	156	96	150	68	5628	1120	6748
KIRIKKALE	5	5	42	5	459	25	314	14	1	0	358	85	1019	8	37	1	39	14	2274	157	2431
KIRKLARELI	0	0	4	8	250	141	65	14	0	0	55	55	117	46	3	1	31	16	525	281	806
KIRSEHIR	0	1	0	0	439	26	149	8	0	0	150	96	184	13	13	6	19	5	954	155	1109
KOCAELI	15	6	16	1	2290	187	666	140	0	0	594	737	1330	85	103	54	222	104	5236	1314	6550
KONYA	10	11	10	4	2328	177	446	49	0	0	421	256	416	21	125	33	94	66	3850	617	4467
KUTAHYA	6	1	11	4	2069	178	833	57	0	0	678	307	1076	73	116	50	48	18	4837	688	5525
MALATYA	6	6	10	12	659	219	411	195	35	35	188	354	183	19	44	17	42	14	1578	871	2449
MANISA	19	24	15	12	3230	17566	409	106	0	0	392	509	619	77	124	31	55	38	4863	18363	23226
K.MARAS	13	7	6	1	638	27	105	16	0	0	100	40	68	0	21	7	20	4	971	102	1073
MARDIN	3	0	6	0	114	5	46	9	0	0	61	20	13	8	2	0	8	2	253	44	297
MUGLA	0	0	6	1	757	135	154	36	0	0	186	187	149	6	33	16	19	15	1304	396	1700
MUS	1	0	16	46	207	38	63	2	0	0	79	26	43	0	5	0	4	1	418	113	531
NEVSEHIR	2	1	8	4	268	29	55	9	0	0	68	99	26	0	1	2	9	7	437	151	588
NIGDE	4	2	0	2	538	83	113	25	0	0	113	120	198	10	19	15	11	17	996	274	1270
ORDU	4	1	3	1	536	39	153	26	0	0	237	120	68	4	0	1	39	23	1040	215	1255
RIZE	0	0	0	0	236	10	48	2	1	0	50	37	22	1	14	5	14	5	385	60	445
SAKARYA	3	6	5	7	1180	161	276	34	0	0	270	222	384	15	50	20	99	39	2267	504	2771
SAMSUN	3	16	15	12	1944	1117	397	236	0	0	454	727	393	104	76	30	178	110	3460	2352	5812
SIIRT	0	0	20	0	59	0	25	1	1	0	17	3	6	0	0	0	1	0	129	4	133
SINOP	1	0	5	0	198	42	46	9	0	0	33	24	30	18	5	4	7	5	325	102	427
SIRNAK	37	1	0	0	284	31	57	2	0	0	94	3	3	0	0	0	3	2	478	39	517
SIVAS	3	6	12	2	422	73	165	21	0	0	163	154	358	4	47	21	21	16	1191	297	1488
TEKIRDAG	11	2	70	57	1125	313	289	98	0	0	317	302	269	13	43	29	33	27	2157	841	2998
TOKAT	5	4	10	10	698	176	262	33	0	0	222	188	183	5	73	12	44	19	1497	447	1944
TRABZON	5	14	2	5	687	75	193	19	0	0	295	250	97	18	31	20	133	67	1443	468	1911
TUNCELI	0	0	0	2	40	7	10	2	0	0	23	11	4	1	0	0	3	0	80	23	103
S.URFA	16	5	19	0	413	17	104	7	0	0	116	41	65	5	14	2	38	6	785	83	868
USAK	2	8	69	7	549	195	173	41	0	0	177	315	170	21	41	14	29	10	1210	611	1821
VAN	3	1	19	320	179	506	66	102	0	0	70	57	49	4	8	3	11	5	405	998	1403
YOZGAT	0	0	4	2	319	13	136	5	0	0	126	32	107	3	6	0	12	4	710	59	769
ZONGULDAK	8	0	14	0	6681	129	1253	32	0	0	717	410	691	37	110	15	76	26	9550	649	10199
TOPLAM(TOTAL):	787	559	1461	1155	117761	87849	28538	6097	40	36	26306	24142	23903	3734	3619	1454	5464	2882	207879	127908	335787

1994 -1995 YILI BAŞVURU
KADIN -ERKEK DAĞILIMI
APPLICATIONS IN 1994-1995
FEMALE-MALE DISTRIBUTION

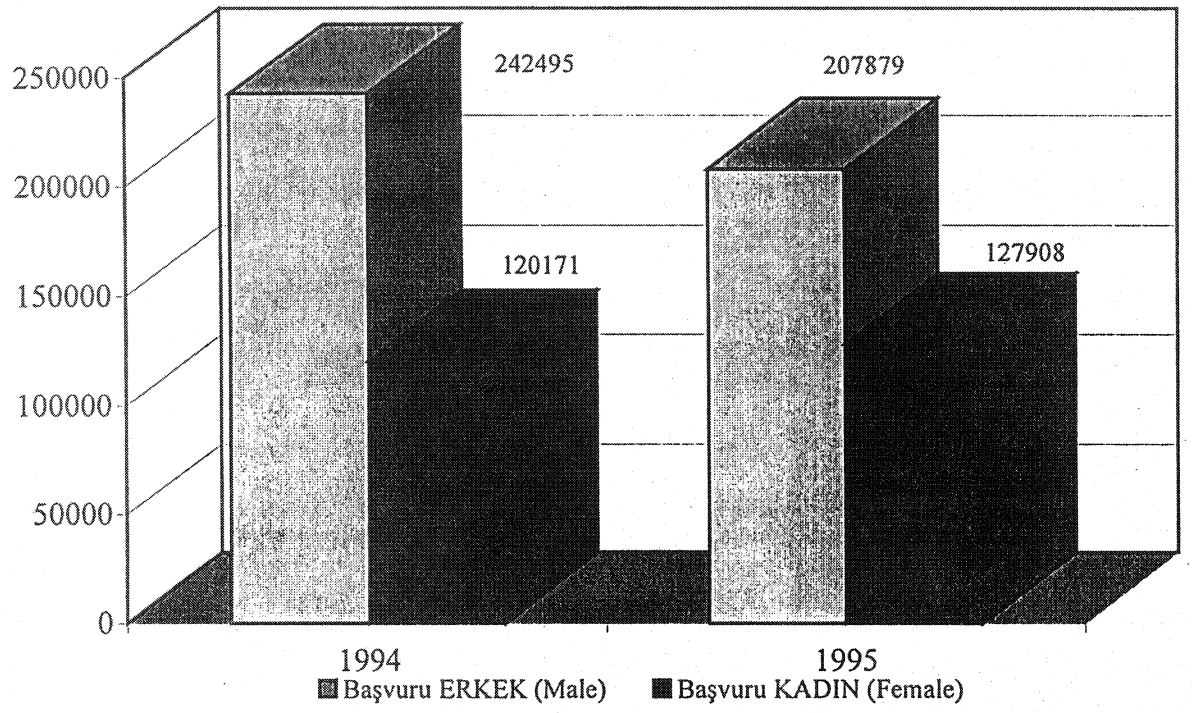

1994-1995 YILI İŞE YERLEŞTİRME
KADIN -ERKEK DAĞILIMI
PLACEMENTS IN 1994-1995
FEMALE-MALE DISTRIBUTION

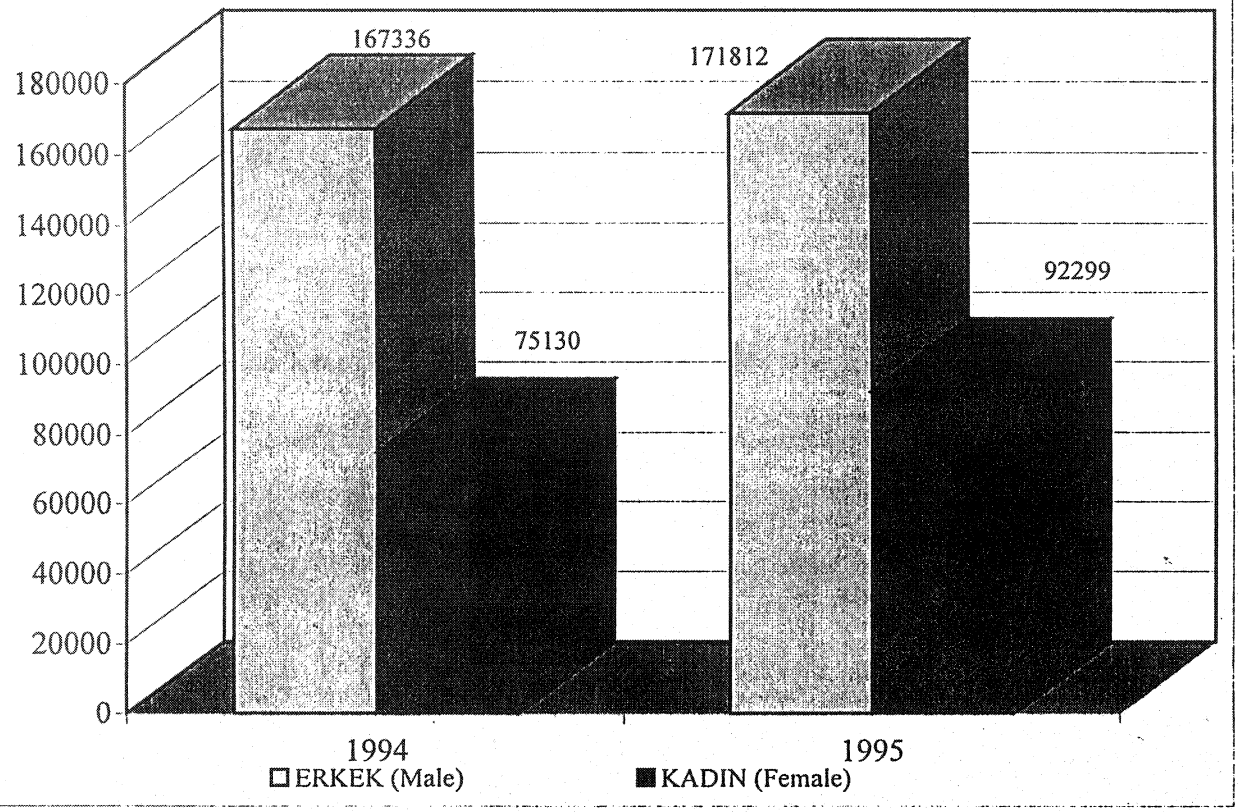

1994 YILI BAŞVURU : 362666

YAŞ GRUPLARINA GÖRE DAĞILIMI
APPLICATIONS IN 1994
DISTRIBUTION BY AGE GROUPS

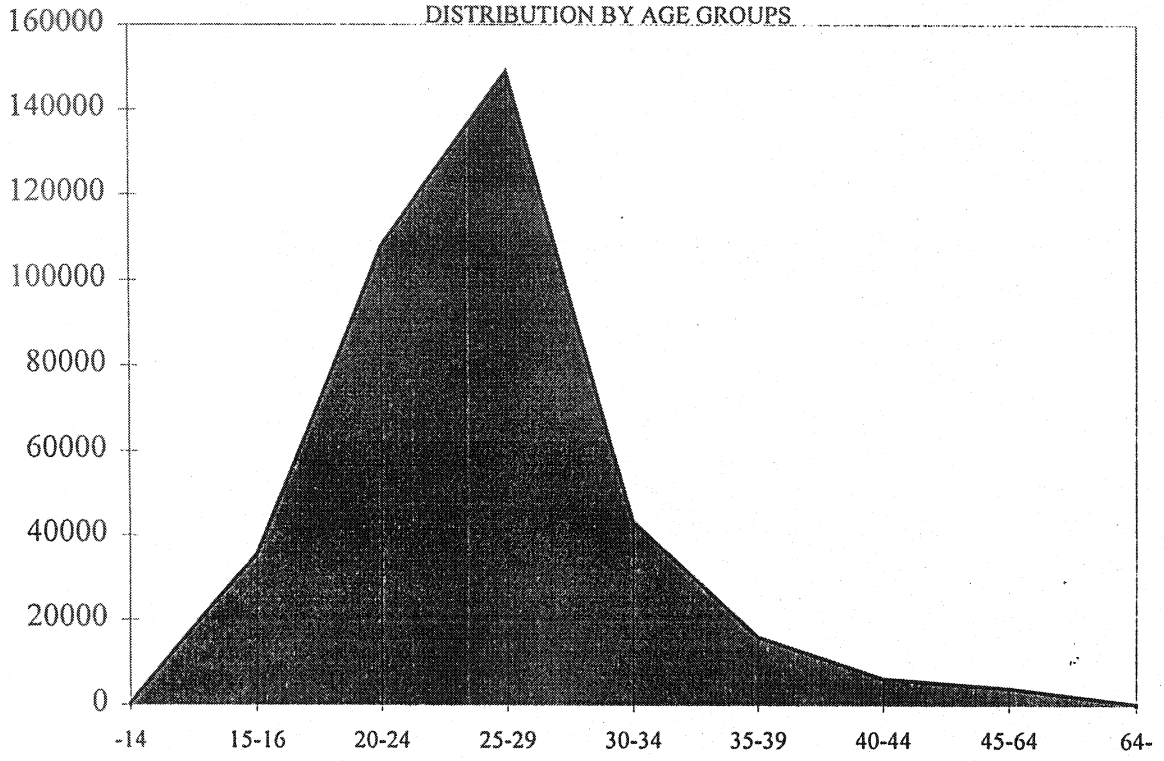

1995 YILI BAŞVURU : 335787

YAŞ GRUPLARINA GÖRE DAĞILIMI
APPLICATIONS IN 1995
DISTRIBUTION BY AGE GROUPS

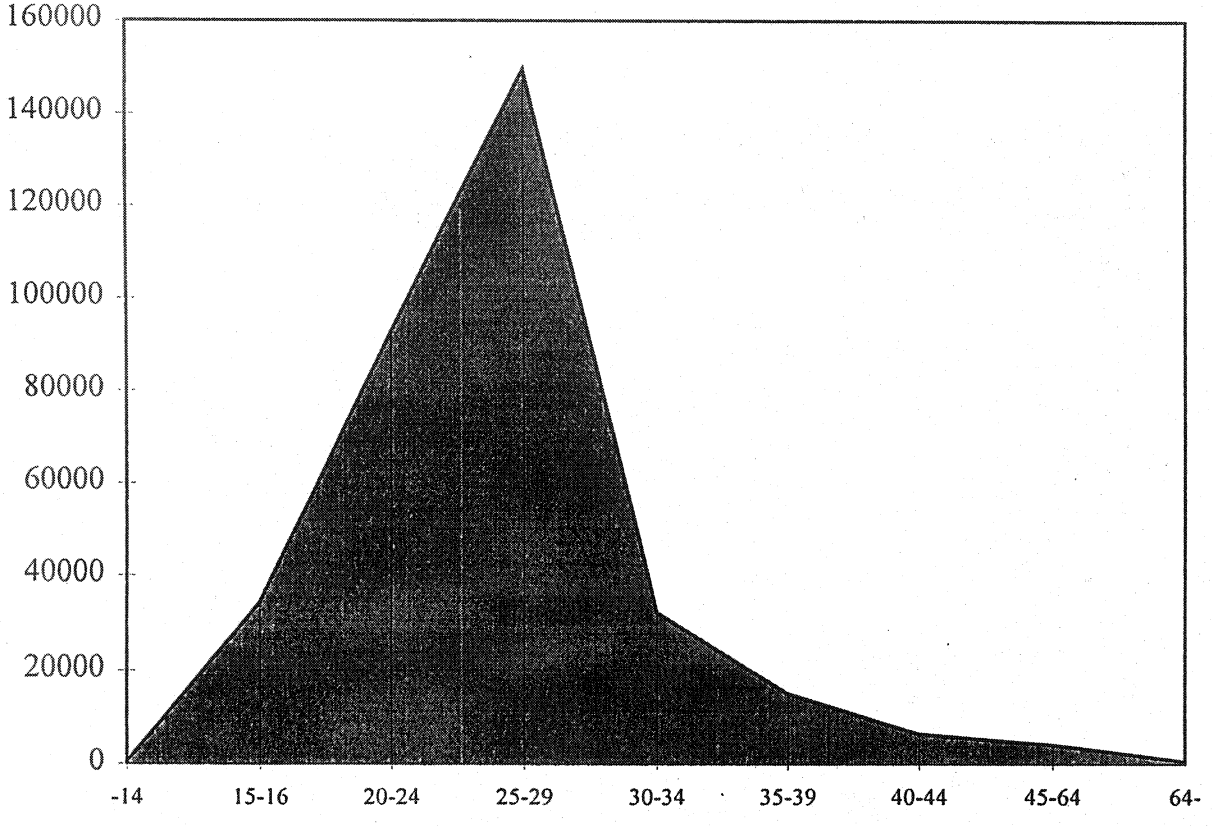

1994 YILI BAŞVURU : 362666

EĞİTİM DÜZEYİNE GÖRE DAĞILIMI
APPLICATIONS IN 1994
DISTRIBUTION BY EDUCATIONAL

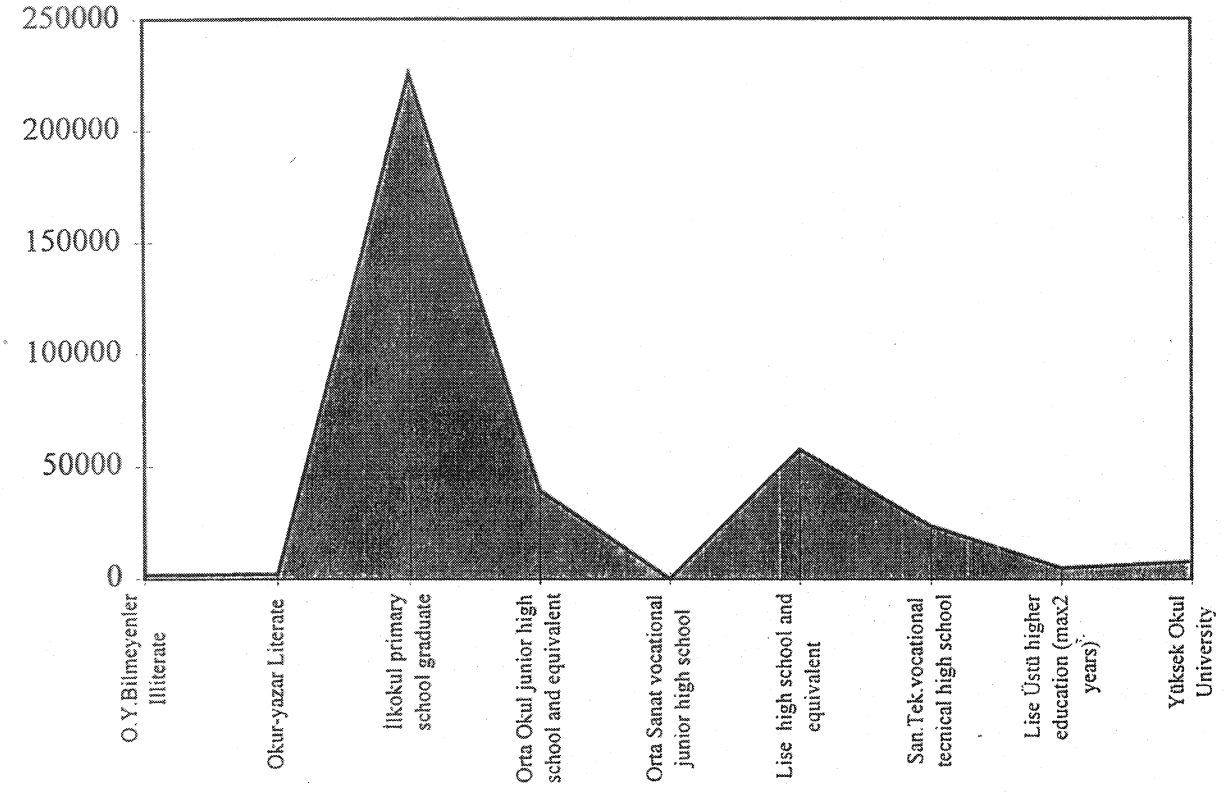

1995 YILI BAŞVURU : 335787

EĞİTİM DÜZEYİNE GÖRE DAĞILIMI
APPLICATIONS IN 1995
DISTRIBUTION BY EDUCATIONAL

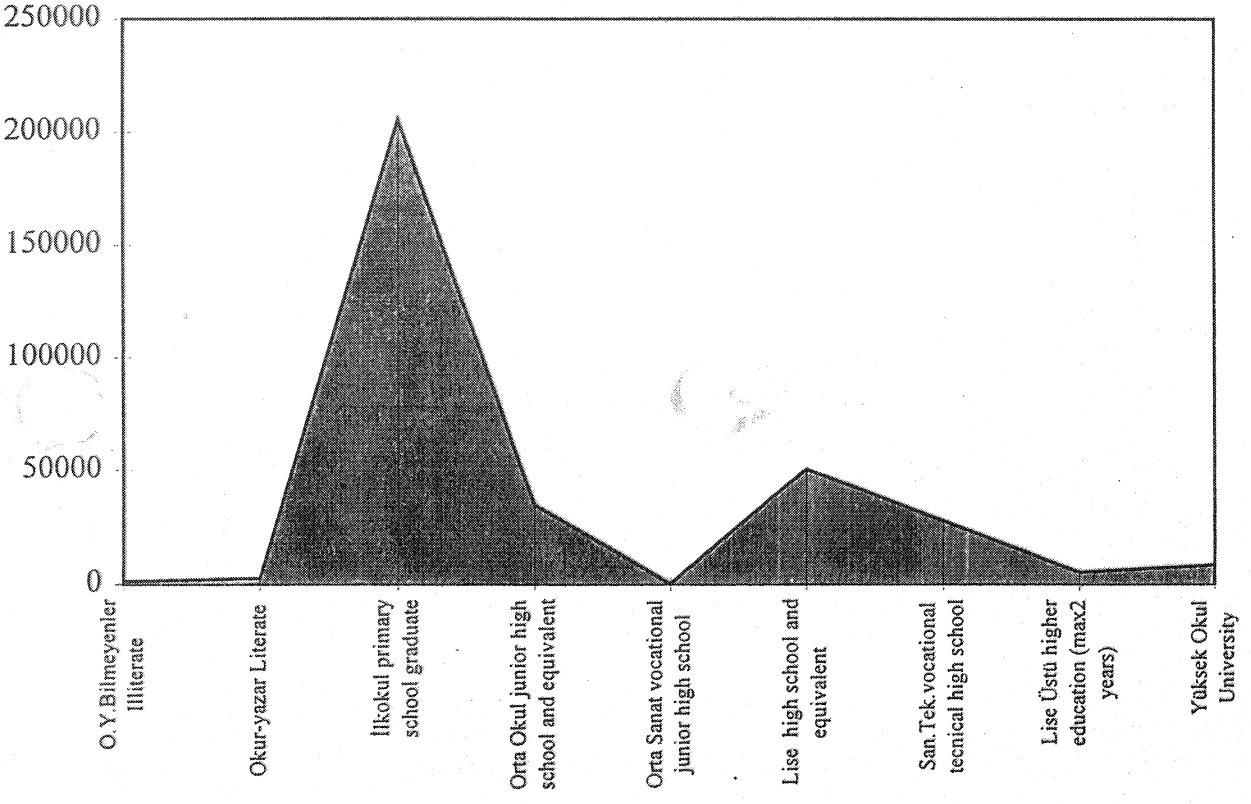

III. BÖLÜM : ALINAN, KARŞILANAN VE KARŞILANAMAYAN AÇIK İŞLER
PART III : THE VACANCIES TAKEN, FILLED AND UNFILLED

TABLO 7
1995 YILI ICINDE ALINAN VE KARSILANAN ACIK ISLER
(MESLEKLERE GORE)

TABLE 7
VACANCIES TAKEN AND FILLED IN 1995
(BY OCCUPATIONS)

MESLEKLER	GECEN YILDAN DEVREDEN TURNEDOVER FROM LAST YEAR	ALINAN ACIK IS VACANCIES TAKEN				KARSILANAN ACIK IS (ISE YERLESTIRME) VACANCIES FILLED (PLACEMENTS)				1996'YA AKTARILAN TURNOVER TO 1996		OCCUPATIONS
		KAMU PUBLIC	OZEL PRIVATE	TOPLAM TOTAL		KAMU PUBLIC	OZEL PRIVATE	TOPLAM TOTAL				
	ERKEK MALE	KADIN FEMALE	ERKEK MALE	KADIN FEMALE	ERKEK MALE	KADIN FEMALE	ERKEK MALE	KADIN FEMALE	TOPLAM TOTAL	ERKEK MALE	KADIN FEMALE	
KIMYAGER VE FIZIKCI	17	7	8	11	100	11	108	22	130	7	6	CHEMIST, PHYSICIST
MIMAR VE MUHENDISLER	271	10	170	61	364	34	534	95	629	144	68	ARCHITECTS AND,ENGINEERS
TEKNIK RESSAMLAR	25	4	22	4	86	26	108	30	138	23	4	DRAFTSMEN
TOPOGRAFLAR VE TEKNISYENLER	308	4	188	17	442	37	630	54	684	169	16	TOPOGRAPHS AND TECHNICIANS
HEKIMLER,VETERINERLER VE ILG. PERSONEL	10	1	22	10	9	4	31	14	45	14	10	DOCTORS, VETERINERIANS AND RELATED PERSONNEL
ECZACI,ECZACI YARD.VE BES.UZMANI	2	2	0	1	4	4	4	5	9	0	1	PHARMACIST,ASSISTANT PHARMACIST AND DIETICIAN
HEMSIRE, EBE VE TIP TEKNISYENLERI	14	6	60	19	27	22	87	41	128	57	16	NURSES, MIDWIVES,MEDICAL TECHNICIANS
DIGER PROFESYONEL TEK. VE ILGILI PERS.	36	24	143	37	149	370	291	407	698	152	45	OTHER PROFESSIONAL,TECHNICAL AND RELATED PERSONNEL
YONETICILER	41	105	19	3	144	30	163	33	196	12	6	ADMINISTRATORS
DAKTILOLAR VE BILGISAYAR OPERATORLERI	335	31	31	40	351	1453	382	1493	1875	44	52	TYPISTS AND COMPUTER OPERATORS
MUHASEBE VE KASADAR	81	118	21	21	472	916	493	937	1430	20	18	ACCOUNTANTS AND CASHIERS
NAKLIYE VE HABERLESME ELEMANLARI	123	8	66	16	22	19	88	35	123	98	12	TRANSPORTATION AND COMMUNICATION PERSONNEL
BURO NEZARETCILERI VE BURO ELEMANLARI	1405	177	385	189	1917	1755	2302	1944	4246	496	214	BUREAU SUPERVISORS AND PERSONNEL
SATIS ISCILERI	82	22	172	1	243	68	415	69	484	174	1	SALESMEN
ASCILAR	46	11	355	5	432	102	787	107	894	380	5	COOKS
GARSONLAR VE BARMENLER	43	7	65	11	1739	279	1804	290	2094	170	7	WAITERS AND BARMANS
DIGER HIZMET ISCILERI	53	11	543	166	429	238	972	404	1376	550	166	OTHER SERVICE WORKERS
TARIM,ORMAN ISCISI,BALIKCI AVCI	30	5	1322	161	18261	70725	19583	70886	90469	1321	162	AGRICULTURE AND FOREST WORKERS,FISHERMEN, HUNTERS
URETIM NEZARETCILERI VE USTABASILAR	18	0	101	0	176	1	277	1	278	98	0	PRODUCTION SUPERVISORS AND FOREMEN
MADENCILER-TASOCAKCILAR	22	7	232	0	69	0	301	0	301	237	0	MINERS - QUARRY WORKERS
METAL ISLEMCILER	42	0	5	0	75	0	80	0	80	1	0	METAL PROCESSING WORKERS
AGAC HAZIRLAMA ISCILERI	13	0	0	0	9	0	9	0	9	0	0	WOOD PREPARING WORKERS
KAGIT HAMURU VE KAGIT IMALI ISCILERI	19	0	0	0	0	0	0	0	0	18	0	PAPER PULP AND PAPER PRODUCTION WORKERS
KIMYASAL ISLEMCILER VE ILGILI ISCILER	15	0	2	0	3	0	5	0	5	21	0	CHEMICAL PROCESSING WORKERS AND THE LIKE
ELYAF HAZIRLAYICI IPLIKCI VE SARICI	12	76	0	0	359	260	359	260	619	0	0	FIBER PREPARATION,THREAD MAKING AND SPINNING WORKERS
DOKUMACI,ORDUCU VE ILGILI ISCILER	30	28	0	536	254	645	254	1181	1435	0	460	WEAVERS,DARNERS AND THE LIKE
KASARLAYICI,BOYACI VE DIGER DOKU.ISCI.	5	4	0	0	18	13	18	13	31	0	0	BLEACHING WORKERS,DYERS AND OTHER TEXTILE WORKERS
DEBAGLAR VE DERI ISCILERI	1	0	2	0	0	0	2	0	2	0	0	TANNERS AND LEATHER WORKERS
DEGIRMEN,FIRIN, ICKI VE BESIN ISCILERI	11	4	116	5	84	15	200	20	220	117	6	MILL, OVEN, BEVERAGE AND FOOD PRODUCTION WORKERS
TUTUN VE SIGARA IMALI ISCILERI	0	0	0	0	0	0	0	0	0	0	0	TOBACCO AND CIGARETTE PRODUCTION WORKERS
DERZILER,KURK VE SAPKA ISCILERI	61	126	13	25	134	825	147	858	1005	7	21	TAILORS, FUR AND HAT WORKERS
KESICI,DIKISCI VE DOSEMECILER	99	130	4	0	337	1743	341	1743	2084	3	2	CUTTERS, SEWERS AND UPHOLSTERERS
AYAKKABI VE DERI ESYA IMALI ISCI.	25	8	6	0	11	11	17	11	28	7	0	SHOE AND LEATHER ARTICLES PRODUCTION WORKERS
MOBILYA VE ILGILI AGAC ISCILERI	67	0	16	0	388	0	404	0	404	11	0	FURNITURE AND RELEVANT WOOD WORKERS
TAS KESICILER VE OYMA ISCILERI	0	0	4	0	21	9	25	9	34	4	0	STONE CUTTING AND ENGRAVING WORKERS
DEMIRCI (GENEL)	2	0	1	0	25	0	26	0	26	1	0	IRONSMITHS (GENERAL)
SOGUK DEMIRCI	7	0	3	0	46	0	49	0	49	3	0	COLD IRON WORKERS
TORNA TEZGAHI OPRT.(METAL)	93	0	29	0	690	0	719	0	719	21	0	LATHE WORKBENCH OPERATOR (METAL)
FREZE TEZGAHI OPRT.(METAL)	19	0	0	0	75	0	79	0	79	5	0	MILLING CUTTER WORKBENCH OPERATOR(METAL)
MATKAP TEZGAHI OPR.(METAL)	0	0	1	0	22	0	23	0	23	1	0	DRILL BENCH OPERATOR (METAL)
DIGER METAL TEZGAH AYARCI VE OPRT.	115	0	139	0	678	0	817	0	817	139	0	OTHER METAL WORKBENCH ADJUSTERS AND OPERATORS
MOTORLU ARAC TAMIRCI VE MAKINISTLERI	141	4	202	0	169	0	371	0	371	260	0	MOTORIZED VEHICLE REPAIRMEN MECHANICS
DIGER MAKINA MONTOR VE TAMIRCI MAKI.	79	0	783	0	127	8	910	8	918	749	0	OTHER MACHINE ASSEMBLING AND REPAIRING MECHANICS
ELEKTRIK VE ELEKTRONIK MONTORLERI	34	17	79	0	309	0	338	0	338	76	0	ELECTRICAL AND ELECTRONIC ASSEMBLY WORKERS
ELEKTRIK TESISATCILARI	243	9	270	0	765	7	1035	7	1042	177	0	ELECTRICAL INSTALLERS
DIGER ELEKTRIK,ELEKTRONIK ISCILERI	12	10	3	0	7	0	10	0	10	3	0	OTHER ELECTRICAL AND ELECTRONICAL WORKERS
YAYIN SES CIHAZLARI OPERATORLERI	1	0	0	0	10	0	10	0	10	21	0	VOCAL ANNOUNCEMENT DEVICES OPERATORS
SIHHI TESISATCILAR VE BORU TESISATCISI	46	0	146	0	160	0	306	0	306	91	0	SANITARY FACILITIES INSTALLERS AND PLUMBERS
KAYNAKCILAR VE PURMUZCULER	158	0	69	0	1341	0	1410	0	1410	94	0	WELDERS AND TORCH OPERATORS
METAL LEVHA VE METAL INS.HAZ.VE MONT.	44	0	70	0	285	0	355	0	355	60	0	METAL PLATE AND METAL CONSTRUCTION PREPARING AND ASSEMBLING WORKERS
MUCEVHER,CAM,KIL VE PORSELEN ISCILERI	2	0	1	0	83	111	84	111	195	1	0	JEWELLERY,GLASS,CLAY AND PORCELAIN WORKERS
KAUCUK,PLASTIK URUN VE TASIT LAS.IN.IS.	9	0	2	0	59	10	61	10	71	2	0	RUBBER,PLASTIC AND AUTO TIRES PRODUCTION WORKERS
KAGIT KARTON VE KAGIT ESYA IMALI ISCI.	1	0	1	0	0	0	1	0	1	0	0	PAPER,CARDBOARD AND PAPER MADE ARTICLES WORKERS
MURETTIFLER,MATBAA ISCILERI	27	0	53	0	62	1	115	1	116	43	0	TYPESETTERS,PRINTING-HOUSE WORKERS
INSAAT BOYACILARI	18	0	21	0	27	0	48	0	48	21	0	CONSTRUCTION PAINTERS
DIGER BOYACILAR	17	0	10	0	153	0	163	0	163	6	0	OTHER PAINTERS
DIGER IMALAT ISCILERI VE ILGILI ISCILER	8	6	28	0	8	6	36	6	42	68	0	OTHER PRODUCTION WORKERS,RELEVANT WORKERS
DUVARCI (TUGLA,TAS)(INSAAT)	10	0	103	0	49	0	152	0	152	62	0	MASONS (BRICK-STONE-CONSTRUCTION)
BETON KALIPCISI	9	0	17	0	9	0	26	0	26	14	0	CONCRETE MOLDERS
INSAAT BETON DEMIRI ISCISI	2	0	8	0	2	0	10	0	10	7	0	IRON CONCRETE CONSTRUCTION WORKERS
MARANGOZ VE DOGRAMACILAR	104	0	122	0	296	15	418	15	433	138	0	CARPENTERS AND JOINERS
SIVACILAR	4	0	8	0	11	0	19	0	19	6	0	PLASTERERS
MERMER VE KARO FAYANS DOSEYICI	3	0	3	0	15	2	18	2	20	4	0	MARBLE AND FAIENCE LAYING WORKERS
DIGER INSAAT VE ILGILI ISLER	43	6	364	7	25	0	389	7	396	385	11	OTHER CONSTRUCTION AND RELEVANT WORKERS
ATESCI (BUHAR KAZANI)	57	0	414	5	199	1	613	6	619	375	0	STOCKERS(BOILER)
DIGER SABIT MOTOR VE ILGILI TECHIZAT OP.	14	0	13	0	16	5	29	5	34	22	0	OPERATORS OF OTHER FIXED MOTORS AND RELEVANT EQUIPMENT
VINC VE CERASKAL OPERATORLERI	11	0	0	0	3	0	3	0	3	8	0	CRANE AND LIFTING OPERATORS
INSAAT MAKINALARI OPERATORLERI	48	0	142	0	10	0	152	0	152	189	0	CONSTRUCTION MACHINES OPERATORS
YAKMIL-YAMLIYE ISCILERI MALZ.TAS.OPE.	35	0	188	12	133	0	321	12	333	181	12	LOADING - UNLOADING WORKERS AND MATERIAL TRANSPORTATION OPERATORS
AGIR VASITA SOFORLERI	195	0	1619	0	440	1	2059	1	2060	1215	0	HEAVY VEHICLE DRIVERS
DIGER TASIMA ARAC.SURUCU VE ILG.ELEMAN.	35	0	80	0	83	2	163	2	165	55	0	OTHER TRANSPORT VEHICLE DRIVERS AND RELEVANT PERSONNEL
BEDEN ISCISI	15946	5333	120784	8525	16012	3692	136776	12217	148993	120532	8672	UNQUALIFIED WORKERS
TOPLAM :	24954	6321	129797	9088	49536	83484	179335	93372	272707	129390	9993	TOTAL
	42422	82396	171812	92299	264111	20461	4292					

TABLO 8

1995 YILI ICINDE ALINAN VE KARSILANAN ACIK ISLER (ILLERE GORE)

TABLE 8

VACANCIES TAKEN AND FILLED IN 1995 (BY PROVINCES)

ILLER PROVINCES	GECEN YILDAN DEVREDEN TURNEDOVER FROM LAST YEAR		YIL ICINDE ALINAN ACIK IS VACANCIES TAKEN DURING THE YEAR							KARSILANAN ACIK IS (ISE YERLESTIRME) VACANCIES FILLED (PLACEMENTS)							1996'YA AKTARILAN TURNOVER TO 1996	
			KAMU PUBLIC		OZEL PRIVATE		TOPLAM TOTAL			KAMU PUBLIC		OZEL PRIVATE		TOPLAM TOTAL				
	ERKEK: MALE	KADIN: FEMALE	ERKEK: MALE	KADIN: FEMALE	ERKEK: MALE	KADIN: FEMALE	ERKEK: MALE	KADIN: FEMALE	TOPLAM: TOTAL	ERKEK: MALE	KADIN: FEMALE	ERKEK: MALE	KADIN: FEMALE	ERKEK: MALE	KADIN: FEMALE	TOPLAM: TOTAL	ERKEK: MALE	KADIN: FEMALE
ADANA	1122	500	424	21	16835	25490	17259	25511	42770	439	47	16454	25479	16893	25526	42419	322	76
ADIYAMAN	905	51	1319	80	250	90	1569	170	1739	1352	85	254	91	1606	176	1782	866	45
AFYON	46	5	1929	64	489	93	2418	157	2575	1943	64	283	52	2226	116	2342	56	11
AGRI	15	1	2081	72	0	0	2081	72	2153	2091	62	0	0	2091	62	2153	0	0
AMASYA	23	278	1254	95	158	42	1412	137	1549	1253	92	150	59	1403	151	1554	14	2
ANKARA	1473	56	6315	1131	2563	319	8878	1450	10328	6808	1170	2184	732	8992	1902	10894	676	50
ANTALYA	222	44	1873	296	473	71	2346	367	2713	2517	334	334	57	2851	391	3242	170	31
ARTVIN	0	0	4532	190	9	10	4541	200	4741	4532	190	8	10	4540	200	4740	0	0
ARDAHAN	37	13	69	8	4	2	73	10	83	104	20	4	2	108	22	130	0	0
AKSARAY	0	0	454	51	111	18	565	69	634	453	51	111	18	564	69	633	0	0
AYDIN	370	247	1805	356	1231	2047	3036	2403	5439	1779	372	1006	2018	2785	2390	5175	403	49
BALIKESIR	44	0	1920	70	248	68	2168	138	2306	1917	70	215	56	2132	126	2258	49	3
BARTIN	41	3	409	22	59	72	468	94	562	409	22	78	72	487	94	581	10	2
BATMAN	186	191	31	1	0	0	31	1	32	166	16	0	0	166	16	182	0	0
BAYBURT	1	0	225	5	0	0	225	5	230	226	5	0	0	226	5	231	0	0
BILECIK	84	6	446	42	199	2	645	44	689	447	42	79	2	526	44	570	113	4
BINGOL	2	0	107	10	0	0	107	10	117	104	10	0	0	104	10	114	2	0
BITLIS	1	0	8	0	8	0	16	0	16	12	0	8	0	20	0	20	0	0
BOLU	29	2	1944	253	225	101	2169	354	2523	1928	251	213	78	2141	329	2470	37	25
BURDUR	50	4	1824	50	69	25	1893	75	1968	1827	50	69	27	1896	77	1973	43	2
BURSA	1043	110	940	103	3267	27582	4207	27685	31892	868	168	2553	27391	3421	27559	30980	1253	176
CANAKKALE	177	187	1004	97	115	47	1119	144	1263	1003	91	40	45	1043	136	1179	54	4
CANKIRI	40	23	511	43	139	195	650	238	888	514	43	117	118	631	161	792	10	40
CORUM	30	1	160	11	145	91	305	102	407	138	9	100	73	238	82	320	44	20
DENIZLI	327	38	625	26	1108	467	1733	493	2226	602	26	853	397	1455	423	1878	538	111
DIYARBAKIR	7	0	1723	11	13	43	1736	54	1790	1712	11	7	26	1719	37	1756	10	2
EDIRNE	78	2	1250	195	339	456	1589	651	2240	1235	195	234	390	1469	585	2054	134	45
ELAZIG	24	2	2686	179	34	9	2720	188	2908	2685	179	15	5	2700	184	2884	16	5
ERZINCAN	2	0	1783	308	52	41	1835	349	2184	1783	308	45	39	1828	347	2175	0	2
ERZURUM	2	2	1511	86	62	188	1573	274	1847	1509	86	31	167	1540	253	1793	8	4
ESKISEHIR	134	52	1116	190	769	479	1885	669	2554	1101	186	407	208	1508	394	1902	300	246
GAZIANTEP	295	68	910	21	589	129	1499	150	1649	907	22	403	81	1310	103	1413	255	27
GIRESUN	4	2	1923	110	62	98	1985	208	2193	1916	110	47	35	1963	145	2108	14	45
GUMUSHANE	7	1	705	46	28	47	733	93	826	704	46	29	48	733	94	827	7	0
HAKKARI	0	0	743	20	5	0	748	20	768	743	20	5	0	748	20	768	0	0
HATAY	409	272	590	42	939	491	1529	533	2062	562	43	948	485	1510	528	2038	212	263
IGDIR	20	0	369	58	0	122	369	180	549	366	56	0	122	366	178	544	0	0
ISPARTA	17	0	1967	156	125	29	2092	185	2277	1966	157	119	28	2085	185	2270	12	0
ICEL	424	143	2586	152	752	570	3138	722	3860	2370	155	859	552	3229	707	3936	247	142
ISTANBUL	6593	58	1187	91	3225	1918	4412	2009	6421	812	113	1808	2011	2620	2124	4744	7397	177
IZMIR	1524	119	1845	204	732	778	2577	982	3559	1828	204	561	660	2389	864	3253	1580	118
KARAMAN	1050	54	1089	78	3865	828	4954	906	5860	866	134	3123	813	3989	947	4936	909	59
KARS	44	0	334	39	86	10	420	49	469	333	38	35	3	368	41	409	60	7
KASTAMONU	4	0	954	163	29	26	983	189	1172	935	163	29	21	964	184	1148	22	5
KAYSERI	26	9	2559	128	81	316	2640	444	3084	2552	127	20	137	2572	264	2836	35	155
KIRIKKALE	84	39	1971	173	1479	227	3450	400	3850	1937	172	1319	224	3256	396	3652	270	41
KIRKLARELI	0	0	731	11	55	12	786	23	809	731	9	34	9	765	18	783	0	0
KIRSEHIR	133	26	1487	111	143	109	1630	220	1850	1487	111	107	122	1594	233	1827	168	7
KOCAELI	8	0	662	36	112	4	774	40	814	661	35	114	4	775	39	814	6	1
KONYA	325	203	1201	76	851	431	2052	507	2559	400	23	669	168	1069	191	1260	955	159
KUTAHYA	87	11	4359	123	1281	139	5640	262	5902	4351	122	1224	132	5575	254	5829	68	3
MALATYA	31	30	2124	171	285	56	2409	227	2636	2120	171	264	91	2384	262	2646	34	0
MANISA	19	0	1808	68	97	33	1905	101	2006	1805	67	51	28	1856	95	1951	45	7
K.MARAS	811	1604	1155	609	1370	17284	2525	17893	20418	1133	611	1334	17255	2467	17866	20333	824	1597
MARDIN	68	4	375	10	116	22	491	32	523	413	12	113	22	526	34	560	27	2
MUGLA	22	0	895	36	0	0	895	36	931	892	36	0	0	892	36	928	2	0
MUS	123	11	1804	196	517	103	2321	299	2620	1789	193	361	96	2150	289	2439	136	10
NEVSEHIR	0	0	2104	74	60	40	2164	114	2278	2099	72	58	40	2157	112	2269	5	0
NIGDE	43	9	668	37	51	19	719	56	775	664	37	35	11	699	48	747	45	18
ORDU	26	5	1400	34	175	20	1575	54	1629	1397	34	129	21	1526	55	1581	30	1
RIZE	28	1	1343	133	70	58	1413	191	1604	1337	133	72	66	1409	199	1608	17	0
SAKARYA	0	0	15745	100	554	16	16299	116	16415	15743	100	552	16	16295	116	16411	2	0
SAMSUN	29	4	241	93	372	89	613	182	795	241	93	269	73	510	166	676	56	7
SIIRT	3565	819	7696	1046	594	449	8290	1495	9785	7720	1020	455	408	8175	1428	9603	253	99
SINOP	0	0	36	0	0	0	36	0	36	36	0	0	0	36	0	36	0	0
SIRNAK	141	3	768	33	9	15	777	48	825	766	33	2	3	768	36	804	150	15
SIVAS	0	0	431	8	0	0	431	8	439	431	8	0	0	431	8	439	0	0
TEKIRDAG	11	2	1748	155	66	34	1814	189	2003	1744	155	59	29	1803	184	1987	10	2
TOKAT	685	100	921	79	895	386	1816	465	2281	891	78	789	428	1680	506	2186	717	48
TRABZON	1005	626	3249	182	81	160	3330	342	3672	3254	183	75	155	3329	338	3667	28	2
TUNCELI	459	223	6330	253	153	44	6483	297	6780	6334	252	78	16	6412	268	6680	460	212
S.URFA	20	0	99	26	0	0	99	26	125	94	26	0	0	94	26	120	0	0
USAK	2	0	3239	82	60	18	3299	100	3399	3224	81	45	8	3269	89	3358	19	5
VAN	26	6	954	39	265	236	1219	275	1494	954	39	255	240	1209	279	1488	34	3
YOZGAT	1	15	2629	437	14	1	2643	438	3081	2612	361	13	1	2625	362	2987	0	61
ZONGULDAK	0	0	1028	43	34	6	1062	49	1111	1028	42	34	7	1062	49	1111	0	0
	270	36	759	40	285	63	1044	103	1147	785	41	74	25	859	66	925	222	39
TOPLAM (TOTAL) :	24954	6321	129799	9888	49536	83484	179335	93372	272707	129390	9993	42422	82306	171812	92299	264111	20461	4292

TABLO 9
1995 YILI ICINDE ALINAN VE KARSILANAN ACIK ISLER
(EKONOMIK FAALIYETLERE GORE)

TABLE 9
VACANCIES TAKEN AND FILLED IN 1995
(BY ECONOMIC ACTIVITIES)

EKONOMIK FAALIYETLER	GECEN YILDAN DEVREDEN TURNEDOVER FROM LAST YEAR		ALINAN ACIK ISLER VACANCIES TAKEN							KARSILANAN ACIK ISLER (ISE YERLESTIRME) VACANCIES FILLED (PLACEMENTS)							1996'YA AKTARILAN TURNOVER TO 1996		ECONOMIC ACTIVITIES
			KAMU PUBLIC		OZEL PRIVATE		TOPLAM TOTAL			KAMU PUBLIC		OZEL PRIVATE		TOPLAM TOTAL					
	ERKEK MALE	KADIN FEMALE	ERKEK MALE	KADIN FEMALE	ERKEK MALE	KADIN FEMALE	ERKEK MALE	KADIN FEMALE	TOPLAM TOTAL	ERKEK MALE	KADIN FEMALE	ERKEK MALE	KADIN FEMALE	ERKEK MALE	KADIN FEMALE	TOPLAM TOTAL	ERKEK MALE	KADIN FEMALE	
TARIM, AVCILIK VE BALIKCILIK	142	30	4942	1273	18417	70765	23359	72038	95397	4931	1281	18366	70766	23297	72047	95344	95	11	AGRICULTURE,HUNTING AND FISHING
ORMAN YETISTIRILMESI VE ISLETILMESI	33	0	8587	1297	1	0	8588	1297	9885	8599	1296	1	0	8600	1296	9896	76	0	SILVICULTURE AND FOREST MANAGEMENT
KOMUR CIKARMA	75	0	295	16	266	0	561	16	577	287	17	160	0	447	17	464	143	0	EXTRACTION OF COAL
HAM PETROL VE DOGAL GAZ URETIMI	200	19	31	5	8	0	39	5	44	207	22	5	0	212	22	234	19	1	PRODUCTION OF CRUDE PETROLEUM AND NATURAL GAS
DEMIR CEVHERI CIKARILMASI	1	0	3	0	23	1	26	1	27	3	0	12	1	15	1	16	8	0	EXTRACTION OF IRON ORE
DEMIRDEN GAYRI MADEN CEV.CIKARMA	19	1	1	0	47	3	48	3	51	1	0	40	4	41	4	45	36	0	EXTRACTION OF MINERAL ORES EXCLUDING IRON
DIGER CEVHER,(MADENSILERIN) CIKARILMASI	10	0	439	1	46	4	485	5	490	439	1	34	0	473	1	474	15	0	EXTRACTION OF OTHER ORES (METALLOIDS)
HAYVAN KESIMI,SUT,KONSERVELER YAPIMI	208	32	47	65	559	158	606	223	829	45	66	438	152	483	218	701	195	22	SLAUGHTER OF CATTLES,MILK AND CONSERVED FOOD PRODUCTION
BITKISEL VE HAYVANSAL YAG,YAGLI MAD.YAP.	89	1	2	0	154	21	156	21	177	1	0	172	20	173	20	193	56	0	VEGETAL AND ANIMAL OIL AND OILY SUBSTANCES PRODUCTION
DANE ISLEM.EKMEKCILIK-PASTACILIK	138	33	2	0	721	117	723	117	840	2	0	618	106	620	106	726	154	40	GRAIN PROCESSING,BREAD AND PASTRY PRODUCTION
SEKER SANAYII	28	3	15852	369	931	36	16783	405	17188	19434	385	902	40	20336	425	20761	25	0	SUGAR INDUSTRY
CIKOLATA,SEKERLE.SOFRA BESINI YAP.	89	12	22585	114	750	71	23335	185	23520	18940	98	704	71	19644	169	19813	118	9	CHOCOLATE,CANDY AND ALIMENT INDUSTRY
HAYVAN YEMI IMALI	38	1	0	0	82	21	82	21	103	0	0	68	16	68	16	84	31	1	ANIMAL FEEDSTUFF PRODUCTION
ICKI VE MESRUBAT SANAYII	127	4	489	7	204	19	693	26	719	472	7	191	15	663	22	685	121	5	BEVERAGES PRODUCTION
TUTUN SANAYII	7632	4494	63	539	97	13	160	552	712	66	538	34	3	100	541	641	2092	1814	TOBACCO INDUSTRY
DOKUMA (EUKUM,DOKUMA VE APRELEME) SANAYII	1701	127	19	0	2830	1397	2849	1397	4246	29	0	2316	1303	2345	1303	3648	1890	149	TEXTILE INDUSTRY(TWIST,WEAVE AND FINISHING)
DOKUMA ESYA (GIYIM HARIC) TRI.YAP.	244	90	1	0	441	935	442	935	1377	1	0	331	822	332	822	1154	299	80	TEXTILE PRODUCTS(EXCLUDING CLOTHING)FABRICATION
HALI VE YAYSILAR YAPIMI	78	64	19	379	184	208	203	587	790	19	326	156	212	175	538	713	93	51	FABRICATION OF CARPETS,RUGS ETC.
SICIM.BAS.SINIFLANMAMIS DOK.ES. YAPIMI	83	13	1	0	101	3	102	3	105	4	0	61	31	65	31	96	98	5	FABRICATION OF STRING,TEXTILE PRODUCTS NOT CLASSIFIED ELSEWHERE
GIYIM ESYASI YAPIMI (KUNDURA HARIC)	1910	300	12	15	1520	2209	1532	2224	3756	12	14	893	1626	905	1640	2545	2138	770	FABRICATION OF CLOTHING (EXCLUDING SHOES)
DERI,DERI BENZERI KURK END.(KUM.GIY.HARIC)	320	6	0	0	108	25	108	25	133	0	0	65	15	65	15	80	350	10	INDUSTRY OF LEATHER,LEATHERLIKE AND FUR(EXCLUDING CLOTHING AND SHOES)
KUNDURA YAPIMI (KAUCUK VE PLASTIK HARIC)	76	2	0	0	80	2	80	2	82	0	0	37	5	37	5	42	94	3	FABRICATION OF SHOES(EXCLUDING RUBBER AND PLASTIC)
HIZARHANELER,AGAC ESYA YAP.(MOB.HARIC)	116	5	781	25	394	32	1175	57	1232	763	25	308	34	1071	59	1130	99	2	SAW MILLS PRODUCTION AND OF WOODEN ARTICLES(EXCLUDING FURNITURE)
MOB.SAN.(BUYUK KESIMI MAD.OLAN.HARIC)	98	4	0	0	662	61	662	61	723	2	0	520	55	522	55	577	159	14	FURNITURE INDUSTRY(EXCLUDING METAL BASED FURNITURE)
KAGIT VE KAGIT ESYA YAPIMI	117	2	15	0	250	16	265	16	281	21	0	199	9	220	9	229	145	4	FABRICATION OF PAPER AND PAPER ARTICLES
BASIM,YAYIM VE ONLARA BAGLI SANAYILER	123	8	81	6	196	62	277	68	345	47	3	129	49	176	52	228	131	19	PRINTING,PUPLICATION AND RELATED INDUSTRIES
KIMYASAL GUBRE VE MASARAT ILACI YAPIMI	32	1	183	3	68	8	251	11	262	115	3	16	3	131	6	137	30	0	FERTILIZERS AND PESTICIDES PRODUCTION
SABUN,TEMIZLIK VE TUVALET MAD.YAPIMI)	61	2	0	0	98	16	98	16	114	0	0	72	15	72	15	87	87	1	SOAP,CLEANING AND TOILET ARTICLES PRODUCTION
KIMYA SANAYII,OTEKT KIM.MAD.YAPIMI	264	7	57	0	314	57	371	57	428	74	0	255	37	329	37	366	285	5	CHEMICAL INDUSTRY,PRODUCTION OF OTHER CHEMICAL MATERIALS
PETROL RAFINERILERI	21	3	22	0	9	1	31	1	32	15	0	6	0	21	0	21	15	0	PETROLEUM REFINERIES
PETROL,KOMUR TUREV.YAPIMI KAUCUK SAN.	127	8	5	0	214	40	219	40	259	4	0	174	46	178	46	224	88	2	PETROLEUM,COAL DERIVATIVES AND RUBBER INDUSTRY
PLASTIK MADDEDEN ESYA YAPIMI	193	4	2	0	481	101	483	101	584	1	0	398	59	399	59	458	220	44	FABRICATION OF PLASTIC ARTICLES
KUM,PORSELEN VE FAYANS ESYA YAPIMI	63	3	38	0	179	27	217	27	244	38	0	129	30	167	30	197	99	3	SAND,PORCELAIN AND FAIENCE ARTICLES PRODUCTION
CAM SANAYII	179	2	0	0	218	138	218	138	356	0	0	188	82	188	82	270	181	40	GLASS INDUSTRY
CIMENTO VE KIREC YAPIMI	110	5	7	0	106	2	113	2	115	7	1	79	1	86	2	88	96	4	CEMENT AND LIME PRODUCTION
TOPRAK MALZ.MADENSIL.URETIM	223	2	326	0	723	44	1049	44	1093	325	0	508	41	833	41	874	221	2	PRODUCTION FROM METALLOIDS AND EATAHEN MATERIALS
DEMIR-CELIK SANAYII	355	2	4	0	655	17	659	17	676	5	0	345	14	350	14	364	319	2	IRON-STEEL INDUSTRY
DEMIRDEN GAYRI MADEN URET.VE ILK ISL.	47	5	10	0	126	7	136	7	143	10	0	65	5	75	5	80	62	2	PRODUCTION OF NON-FERROUS METALS AND INITIAL PROCESSING
MADENI ESYA YAPIMI(MAKINA VE GEREC HA.)	410	11	152	2	1771	107	1923	109	2032	152	0	1414	142	1566	142	1708	579	13	MANUFACTURING OF METALLIC ARTICLES(EXCLUDING MACHINES AND EQUIPMENT)
MAKINA YAPIMI(ELEKTRIKLE CALISANLAR HA.)	576	30	81	2	2374	321	2455	323	2778	79	2	1659	285	1738	287	2025	630	12	MANUFACTURING OF MACHINERY(EXCLUDING ELECTRICAL MACHINES)
ELEKT.CALISAN MAK.CIHAZ,ILGILI MALZ.YAP)	525	31	42	16	722	194	764	210	974	47	16	460	178	507	194	701	597	21	ELECTRICAL MACHINES APPAREL AND RELATED EQUIPMENT PRODUCTION
TASINA ARACLARI IMALATI	532	4	58	0	764	70	822	70	892	49	1	594	67	643	68	711	550	5	TRANSPORT VEHICLES MANUFACTURING
TIBBI-CERRAHI MALZ.OLCU CIH.OPTIK ALET Y.)	29	1	2	0	20	3	22	3	25	1	0	13	2	14	2	16	36	2	MANUFACTURING OF MEDICO-CHIRURGICAL EQUIPMENT,MEASUREMENT APPAREL AND OPTICAL INSTRUMENTS
DIGER IMALAT SANAYILERI	91	3	0	0	152	17	152	17	169	0	0	98	11	98	11	109	108	4	OTHER MANUFACTURING INDUSTRIES
ELEKTRIK,GAZ VE SU	262	0	1363	35	89	11	1452	46	1498	998	31	64	8	1062	39	1101	282	2	ELECTRICITY,GAS AND WATER
YAPI (INSAAT) VE BAYINDIRLIK ISLERI	869	66	40894	1992	3733	244	42827	2146	44973	41551	1993	1721	221	43272	2214	45486	611	40	BUILDING (CONSTRUCTION) AND PUBLIC WORKS
TOPTAN VE PERAKANDE TICARET	1232	380	402	35	2631	1085	3033	1120	4153	759	27	1618	787	2377	814	3191	1707	522	WHOLESALE AND RETAIL TRADE
LOKANTALAR VE OTELLER	541	60	132	24	1627	419	1759	443	2202	182	34	1262	358	1444	392	1836	494	73	RESTAURANTS AND HOTELS
TASINA VE HABERLESME ISCILERI	985	16	2023	53	500	92	2523	145	2668	1509	60	397	86	1906	146	2052	887	15	TRANSPORTATION AND COMMUNICATION
MALI IS YERI SIGORTA ISLETMELERE HIZMET	1280	50	505	89	666	219	1171	308	1479	1216	214	265	358	1481	572	2053	1180	42	FINANCIAL INSTITUTIONS,ASSURANCES AND SERVICES FOR ENTERPRISES
KAMU IDARESI VE MILLI SAVUNMA KURUL.	968	81	24681	2727	28	50	24709	2777	27486	23723	2698	24	35	23747	2733	26480	1258	132	PUBLIC ADMINISTRATION AND NATIONAL DEFENSE INSTITUTIONS
EGLENCE VE BOS ZAMAN DEGERLENDIRME HIZ.	17	22	298	72	83	32	381	104	485	298	59	47	29	345	88	433	42	109	RECRETION AND CULTURAL SERVICES
SAGLIK,OGRETIM HIZMETLERI,SOSYAL ISLER	1317	271	4245	817	3913	3983	8158	4800	12958	3907	775	3791	4051	7698	4826	12524	1157	186	SANITARY,HEALTH AND EDUCATION SERVICES SOCIAL AFFAIRS
TOPLAM	24954	6321	129799	9888	49536	83484	179335	93372	272707	129390	9993	42422	83306	171812	92299	264111	20461	4292	TOTAL

TABLO 10
1995 YILI ICINDE ALINAN ACIK ISLER
(MESLEKLERE GORE)

TABLE 10
VACANCIES TAKEN IN 1995
(BY OCCUPATIONS)

MESLEKLER	YIL ICINDE ALINAN ACIK IS / VACANCY TAKEN DURING THE YEAR: KAMU / PUBLIC: ERKEK / MALE	KADIN / FEMALE	TOPLAM / TOTAL	GENEL TOPLAMA ORANI % / SHARE IN GENERAL TOTAL %	OZEL / PRIVATE: ERKEK / MALE	KADIN / FEMALE	TOPLAM / TOTAL	GENEL TOPLAMA ORANI % / SHARE IN GENERAL TOTAL %	TOPLAM / TOTAL: ERKEK / MALE	KADIN / FEMALE	TOPLAM / TOTAL	GENEL TOPLAMA ORANI % / SHARE IN GENERAL TOTAL %	OCCUPATIONS
KIMYAGER VE FIZIKCI	8	11	19	.01	100	11	111	.08	108	22	130	.05	CHEMIST, PHYSICIST
MIMAR VE MUHENDISLER	170	61	231	.17	364	34	398	.3	534	95	629	.23	ARCHITECTS AND,ENGINEERS
TEKNIK RESSAMLAR	22	4	26	.02	86	26	112	.08	108	30	138	.05	DRAFTSMEN
TOPOGRAFLAR VE TEKNISYENLER	188	17	205	.15	442	37	479	.36	630	54	684	.25	TOPOGRAPHS AND TECHNICIANS
HEKIMLER,VETERINERLER VE ILG. PERSONEL	22	10	32	.02	9	4	13	.01	31	14	45	.02	DOCTORS, VETERINERIANS AND RELATED PERSONNEL
ECZACI,ECZACI YARD.VE BES.UZMANI	0	1	1	0	4	4	8	.01	4	5	9	0	PHARMACIST,ASSISTANT PHARMACIST AND DIETICIAN
HEMSIRE, EBE VE TIP TEKNISYENLERI	60	19	79	.06	27	22	49	.04	87	41	128	.05	NURSES, MIDWIVES,MEDICAL TECHNICIANS
DIGER PROFESYONEL TEK. VE ILGILI PERS.	143	37	180	.13	148	370	518	.39	291	407	698	.26	OTHER PROFESSIONAL,TECHNICAL AND RELATED PERSONNEL
YONETICILER	19	3	22	.02	144	30	174	.13	163	33	196	.07	ADMINISTRATORS
DAKTILOLAR VE BILGISAYAR OPERATORLERI	31	40	71	.05	351	1453	1804	1.36	382	1493	1875	.69	TYPISTS AND COMPUTER OPERATORS
MUHASEBECI VE KASADAR	21	21	42	.03	472	916	1388	1.04	493	937	1430	.52	ACCOUNTANTS AND CASHIERS
NAKLIYE VE HABERLESME ELEMANLARI	66	16	82	.06	22	19	41	.03	88	35	123	.05	TRANSPORTATION AND COMMUNICATION PERSONNEL
BURO NEZARETCILERI VE BURO ELEMANLARI	385	189	574	.41	1917	1755	3672	2.76	2302	1944	4246	1.56	BUREAU SUPERVISORS AND PERSONNEL
SATIS ISCILERI	172	1	173	.12	243	68	311	.23	415	69	484	.18	SALESMEN
ASCILAR	355	5	360	.26	432	102	534	.4	787	107	894	.33	COOKS
GARSONLAR VE BARMENLER	65	11	76	.05	1739	279	2018	1.52	1804	290	2094	.77	WAITERS AND BARMANS
DIGER HIZMET ISCILERI	543	166	709	.51	429	238	667	.5	972	404	1376	.5	OTHER SERVICE WORKERS
TARIM,ORMAN ISCISI,BALIKCI AVCI	1522	161	1683	1.06	18261	70725	88986	66.9	19783	70886	90669	33.17	AGRICULTURE AND FOREST WORKERS,FISHERMEN, HUNTERS
URETIM NEZARETCILERI VE USTABASILAR	101	0	101	.07	176	1	177	.13	277	1	278	.1	PRODUCTION SUPERVISORS AND FOREMEN
MADENCILER-TASOCAKCILAR	232	0	232	.17	69	0	69	.05	301	0	301	.11	MINERS - QUARRY WORKERS
METAL ISLEMCILER	5	0	5	0	75	0	75	.06	80	0	80	.03	METAL PROCESSING WORKERS
AGAC HAZIRLAMA ISCILERI	0	0	0	0	9	0	9	.01	9	0	9	0	WOOD PREPARING WORKERS
KAGIT HAMURU VE KAGIT IMALI ISCILERI	0	0	0	0	0	0	0	0	0	0	0	0	PAPER PULP AND PAPER PRODUCTION WORKERS
KIMYASAL ISLEMCILER VE ILGILI ISCILER	2	0	2	0	3	0	3	0	5	0	5	0	CHEMICAL PROCESSING WORKERS AND THE LIKE
ELYAF HAZIRLAYICI IPLIKCI VE SARICI	0	0	0	0	359	260	619	.47	359	260	619	.23	FIBER PREPARATION,THREAD MAKING AND SPINNING WORKERS
DOKUMACI,DRUCU VE ILGILI ISCILER	0	536	536	.38	254	645	899	.68	254	1181	1435	.53	WEAVERS,DARNERS AND THE LIKE
KASARLAYICI,BOYACI VE DIGER DOKU.ISCI.	0	0	0	0	18	13	31	.02	18	13	31	.01	BLEACHING WORKERS,DYERS AND OTHER TEXTILE WORKERS
DEBAGLAR VE DERI ISCILERI	2	0	2	0	0	0	0	0	2	0	2	0	TANNERS AND LEATHER WORKERS
DEGIRMEN,FIRIN, ICKI VE BESIN ISCILERI	116	5	121	.09	84	15	99	.07	200	20	220	.08	MILL, OVEN, BEVERAGE AND FOOD PRODUCTION WORKERS
TUTUN VE SIGARA IMALI ISCILERI	0	0	0	0	0	0	0	0	0	0	0	0	TOBACCO AND CIGARETTE PRODUCTION WORKERS
TERZILER,KURK VE SAPKA ISCILERI	13	25	38	.03	134	833	967	.73	147	858	1005	.37	TAILORS, FUR AND HAT WORKERS
KESICI,DIKISCI VE DOSEMECILER	4	0	4	0	337	1743	2080	1.56	341	1743	2084	.76	CUTTERS, SEWERS AND UPHOLSTERERS
AYAKKABI VE DERI ESYA IMALI ISCI.	6	0	6	0	11	11	22	.02	17	11	28	.01	SHOE AND LEATHER ARTICLES PRODUCTION WORKERS
MOBILYA VE ILGILI AGAC ISCILERI	16	0	16	.01	388	0	388	.29	404	0	404	.15	FURNITURE AND RELEVANT WOOD WORKERS
TAS KESICILER VE OYMA ISCILERI	4	0	4	0	21	9	30	.02	25	9	34	.01	STONE CUTTING AND ENGRAVING WORKERS
DEMIRCI (GENEL)	1	0	1	0	25	0	25	.02	26	0	26	.01	IRONSMITHS (GENERAL)
SOGUK DEMIRCI	3	0	3	0	46	0	46	.03	49	0	49	.02	COLD IRON WORKERS
TORNA TEZGAHI OPRT.(METAL)	29	0	29	.02	690	0	690	.52	719	0	719	.26	LATHE WORKBENCH OPERATOR (METAL)
FREZE TEZGAHI OPRT.(METAL)	0	0	0	0	79	0	79	.06	79	0	79	.03	MILLING CUTTER WORKBENCH OPERATOR(METAL)
MATKAP TEZGAHI OPR.(METAL)	1	0	1	0	22	0	22	.02	23	0	23	.01	DRILL BENCH OPERATOR (METAL)
DIGER METAL TEZGAH AYARCI VE OPRT.	139	0	139	.1	678	0	678	.51	817	0	817	.3	OTHER METAL WORKBENCH ADJUSTERS AND OPERATORS
MOTORLU ARAC TAMIRCI VE MAKINISTLERI	202	0	202	.14	169	0	169	.13	371	0	371	.14	MOTORIZED VEHICLE REPAIRMEN MECHANICS
DIGER MAKINA MONTOR VE TAMIRCI MAKI.	783	0	783	.56	127	8	135	.1	910	8	918	.34	OTHER MACHINE ASSEMBLING AND REPAIRING MECHANICS
ELEKTRIK VE ELEKTRONIK MONTORLERI	29	0	29	.02	309	0	309	.23	338	0	338	.12	ELECTRICAL AND ELECTRONIC ASSEMBLY WORKERS
ELEKTRIK TESISATCILARI	270	0	270	.19	765	7	772	.58	1035	7	1042	.38	ELECTRICAL INSTALLERS
DIGER ELEKTRIK,ELEKTRONIK ISCILERI	3	0	3	0	7	0	7	.01	10	0	10	0	OTHER ELECTRICAL AND ELECTRONICAL WORKERS
YAYIN SES CIHAZLARI OPERATORLERI	0	0	0	0	10	0	10	.01	10	0	10	0	VOCAL ANNOUNCEMENT DEVICES OPERATORS
SIHHI TESISATCILAR VE BORU TESISATCISI	146	0	146	.1	160	0	160	.12	306	0	306	.11	SANITARY FACILITIES INSTALLERS AND PLUMBERS
KAYNAKCILAR VE PURMUZCULER	69	0	69	.05	1341	0	1341	1.01	1410	0	1410	.52	WELDERS AND TORCH OPERATORS
METAL LEVHA VE METAL INS.HAZ.VE MONT.	70	0	70	.05	285	0	285	.21	355	0	355	.13	METAL PLATE AND METAL CONSTRUCTION PREPARING AND ASSEMBLING WORKERS
MUCEVHER,CAM,KIL VE PORSELEN ISCILERI	1	0	1	0	83	111	194	.15	84	111	195	.07	JEWELLERY,GLASS,CLAY AND PORCELAIN WORKERS
KAUCUK,PLASTIK URUN VE TASIT LAS.IN.IS.	2	0	2	0	59	10	69	.05	61	10	71	.03	RUBBER,PLASTIC AND AUTO TIRES PRODUCTION WORKERS
KAGIT KARTON VE KAGIT ESYA IMALI ISCI.	1	0	1	0	0	0	0	0	1	0	1	0	PAPER,CARDBOARD AND PAPER MADE ARTICLES WORKERS
MURETTIPLER,MATBAA ISCILERI	53	0	53	.04	62	1	63	.05	115	1	116	.04	TYPESETTERS,PRINTING-HOUSE WORKERS
INSAAT BOYACILARI	21	0	21	.02	27	0	27	.02	48	0	48	.02	CONSTRUCTION PAINTERS
DIGER BOYACILAR	10	0	10	.01	153	0	153	.12	163	0	163	.06	OTHER PAINTERS
DIGER IMALAT ISCILERI VE ILGILI ISCILER	28	0	28	.02	8	6	14	.01	36	6	42	.02	OTHER PRODUCTION WORKERS,RELEVANT WORKERS
DUVARCI (TUGLA,TAS)(INSAAT)	103	0	103	.07	49	0	49	.04	152	0	152	.06	MASONS (BRICK-STONE-CONSTRUCTION)
BETON KALIPCISI	17	0	17	.01	9	0	9	.01	26	0	26	.01	CONCRETE MOLDERS
INSAAT BETON DEMIRI ISCISI	8	0	8	.01	2	0	2	0	10	0	10	0	IRON CONCRETE CONSTRUCTION WORKERS
MARANGOZ VE DOGRAMACILAR	122	0	122	.09	296	15	311	.23	418	15	433	.16	CARPENTERS AND JOINERS
SIVACILAR	8	0	8	.01	11	0	11	.01	19	0	19	.01	PLASTERERS
MERMER VE KARO FAYANS DOSEYICI	3	0	3	0	15	2	17	.01	18	2	20	.01	MARBLE AND FAIENCE LAYING WORKERS
DIGER INSAAT VE ILGILI ISLER	364	7	371	.27	25	0	25	.02	389	7	396	.15	OTHER CONSTRUCTION AND RELEVANT WORKERS
ATESCI (BUHAR KAZANI)	414	5	419	.3	199	1	200	.15	613	6	619	.23	STOCKERS(BOILER)
DIGER SABIT MOTOR VE ILGILI TECHIZAT OP.	13	0	13	.01	16	5	21	.02	29	5	34	.01	OPERATORS OF OTHER FIXED MOTORS AND RELEVANT EQUIPMENT
VINC VE CERASKAL OPERATORLERI	0	0	0	0	3	0	3	0	3	0	3	0	CRANE AND LIFTING OPERATORS
INSAAT MAKINALARI OPERATORLERI	142	0	142	.1	10	0	10	.01	152	0	152	.06	CONSTRUCTION MACHINES OPERATORS
YUKLEME-BOSALTMA ISCILERI MALZ.TAS.OPE.	188	12	200	.14	133	0	133	.1	321	12	333	.12	LOADING - UNLOADING WORKERS AND MATERIAL TRANSPORTATION OPERATORS
AGIR VASITA SOFORLERI	1619	0	1619	1.16	440	1	441	.33	2059	1	2060	.76	HEAVY VEHICLE DRIVERS
DIGER TASIMA ARAC.SURUCU VE ILG.ELEMAN.	80	0	80	.06	83	2	85	.06	163	2	165	.06	OTHER TRANSPORT VEHICLE DRIVERS AND RELEVANT PERSONNEL
BEDEN ISCISI	120764	8525	129289	92.56	16012	3692	19704	14.81	136776	12217	148993	54.63	UNQUALIFIED WORKERS
TOPLAM	129799	9888	139687	100	49536	83484	133020	100	179335	93372	272707	100	TOTAL

TABLO 11
1995 YILI ICINDE ALINAN ACIK ISLER
(ILLERE GORE)

TABLE 11
VACANCIES TAKEN IN 1995
(BY PROVINCES)

ILLER PROVINCES	YIL ICINDE ALINAN ACIK IS / VACANCY TAKEN DURING THE YEAR											
	KAMU PUBLIC			GENEL TOPLAMA ORANI % SHARE IN GENERAL	OZEL PRIVATE			GENEL TOPLAMA ORANI % SHARE IN GENERAL	TOPLAM TOTAL			GENEL TOPLAMA ORANI % SHARE IN GENERAL
	ERKEK MALE	KADIN FEMALE	TOPLAM TOTAL	TOTAL %	ERKEK MALE	KADIN FEMALE	TOPLAM TOTAL	TOTAL %	ERKEK MALE	KADIN FEMALE	TOPLAM TOTAL	TOTAL %
ADANA	424	21	445	.32	16835	25490	42325	31.82	17259	25511	42770	15.68
ADIYAMAN	1319	80	1399	1	250	90	340	.26	1569	170	1739	.64
AFYON	1929	64	1993	1.43	489	93	582	.44	2418	157	2575	.94
AGRI	2081	72	2153	1.54	0	0	0	0	2081	72	2153	.79
AMASYA	1254	95	1349	.97	158	42	200	.15	1412	137	1549	.57
ANKARA	6315	1131	7446	5.33	2563	319	2882	2.17	8878	1450	10328	3.79
ANTALYA	1873	296	2169	1.55	473	71	544	.41	2346	367	2713	.99
ARTVIN	4532	190	4722	3.38	9	10	19	.01	4541	200	4741	1.74
ARDAHAN	69	8	77	.06	4	2	6	0	73	10	83	.03
AKSARAY	454	51	505	.36	111	18	129	.1	565	69	634	.23
AYDIN	1805	356	2161	1.55	1231	2047	3278	2.46	3036	2403	5439	1.99
BALIKESIR	1920	70	1990	1.42	248	68	316	.24	2168	138	2306	.85
BARTIN	409	22	431	.31	59	72	131	.1	468	94	562	.21
BATMAN	31	1	32	.02	0	0	0	0	31	1	32	.01
BAYBURT	225	5	230	.16	0	0	0	0	225	5	230	.08
BILECIK	446	42	488	.35	199	2	201	.15	645	44	689	.25
BINGOL	107	10	117	.08	0	0	0	0	107	10	117	.04
BITLIS	8	0	8	.01	8	0	8	.01	16	0	16	.01
BOLU	1944	253	2197	1.57	225	101	326	.25	2169	354	2523	.93
BURDUR	1824	50	1874	1.34	69	25	94	.07	1893	75	1968	.72
BURSA	940	103	1043	.75	3267	27582	30849	23.19	4207	27685	31892	11.69
CANAKKALE	1004	97	1101	.79	115	47	162	.12	1119	144	1263	.46
CANKIRI	511	43	554	.4	139	195	334	.25	650	238	888	.33
CORUM	160	11	171	.12	145	91	236	.18	305	102	407	.15
DENIZLI	625	26	651	.47	1108	467	1575	1.18	1733	493	2226	.82
DIYARBAKIR	1723	11	1734	1.24	13	43	56	.04	1736	54	1790	.66
EDIRNE	1250	195	1445	1.03	339	456	795	.6	1589	651	2240	.82
ELAZIG	2686	179	2865	2.05	34	9	43	.03	2720	188	2908	1.07
ERZINCAN	1783	308	2091	1.5	52	41	93	.07	1835	349	2184	.8
ERZURUM	1511	86	1597	1.14	62	188	250	.19	1573	274	1847	.68
ESKISEHIR	1116	190	1306	.93	769	479	1248	.94	1885	669	2554	.94
GAZIANTEP	910	21	931	.67	589	129	718	.54	1499	150	1649	.6
GIRESUN	1923	110	2033	1.46	62	98	160	.12	1985	208	2193	.8
GUMUSHANE	705	46	751	.54	28	47	75	.06	733	93	826	.3
HAKKARI	743	20	763	.55	5	0	5	0	748	20	768	.28
HATAY	590	42	632	.45	939	491	1430	1.08	1529	533	2062	.76
IGDIR	369	58	427	.31	0	122	122	.09	369	180	549	.2
ISPARTA	1967	156	2123	1.52	125	29	154	.12	2092	185	2277	.83
ICEL	2386	152	2538	1.82	752	570	1322	.99	3138	722	3860	1.42
ISTANBUL	1187	91	1278	.91	3225	1918	5143	3.87	4412	2009	6421	2.35
PENDIK	1845	204	2049	1.47	732	778	1510	1.14	2577	982	3559	1.31
IZMIR	1089	78	1167	.84	3865	828	4693	3.53	4954	906	5860	2.15
KARAMAN	334	39	373	.27	86	10	96	.07	420	49	469	.17
KARS	954	163	1117	.8	29	26	55	.04	983	189	1172	.43
KASTAMONU	2559	128	2687	1.92	81	316	397	.3	2640	444	3084	1.13
KAYSERI	1971	173	2144	1.53	1479	227	1706	1.28	3450	400	3850	1.41
KIRIKKALE	731	11	742	.53	55	12	67	.05	786	23	809	.3
KIRKLARELI	1487	111	1598	1.14	143	109	252	.19	1630	220	1850	.68
KIRSEHIR	662	36	698	.5	112	4	116	.09	774	40	814	.3
KOCAELI	1201	76	1277	.91	851	431	1282	.96	2052	507	2559	.94
KONYA	4359	123	4482	3.21	1281	139	1420	1.07	5640	262	5902	2.16
KUTAHYA	2124	171	2295	1.64	285	56	341	.26	2409	227	2636	.97
MALATYA	1808	68	1876	1.34	97	33	130	.1	1905	101	2006	.74
MANISA	1155	609	1764	1.26	1370	17284	18654	14.02	2525	17893	20418	7.49
K.MARAS	375	10	385	.28	116	22	138	.1	491	32	523	.19
MARDIN	895	34	931	.67	0	0	0	0	895	36	931	.34
MUGLA	1804	196	2000	1.43	517	103	620	.47	2321	299	2620	.96
MUS	2104	74	2178	1.56	60	40	100	.08	2164	114	2278	.84
NEVSEHIR	668	37	705	.5	51	19	70	.05	719	56	775	.28
NIGDE	1400	34	1434	1.03	175	20	195	.15	1575	54	1629	.6
ORDU	1343	133	1476	1.06	70	58	128	.1	1413	191	1604	.59
RIZE	15745	100	15845	11.34	554	16	570	.43	16299	116	16415	6.02
SAKARYA	241	93	334	.24	372	89	461	.35	613	182	795	.29
SAMSUN	7696	1046	8742	6.26	594	449	1043	.78	8290	1495	9785	3.59
SIIRT	36	0	36	.03	0	0	0	0	36	0	36	.01
SINOP	768	33	801	.57	9	15	24	.02	777	48	825	.3
SIRNAK	431	8	439	.31	0	0	0	0	431	8	439	.16
SIVAS	1748	155	1903	1.36	66	34	100	.08	1814	189	2003	.73
TEKIRDAG	921	79	1000	.72	895	386	1281	.96	1816	465	2281	.84
TOKAT	3249	182	3431	2.46	81	160	241	.18	3330	342	3672	1.35
TRABZON	6330	253	6583	4.71	153	44	197	.15	6483	297	6780	2.49
TUNCELI	99	26	125	.09	0	0	0	0	99	26	125	.05
SANLIURFA	3239	82	3321	2.38	60	18	78	.06	3299	100	3399	1.25
USAK	954	39	993	.71	265	236	501	.38	1219	275	1494	.55
VAN	2629	437	3066	2.19	14	1	15	.01	2643	438	3081	1.13
YOZGAT	1028	43	1071	.77	34	6	40	.03	1062	49	1111	.41
ZONGULDAK	759	40	799	.57	285	63	348	.26	1044	103	1147	.42
TOPLAM (TOTAL)	129799	9888	139687	100	49536	83484	133020	100	179335	93372	272707	100

TABLO 12
1995 YILI ICINDE TARIM DISI VE TARIM ICI SEKTORDEN ALINAN ACIK ISLER
(KAMU-OZEL)

TABLE 12
VACANCIES TAKEN FROM AGRICULTURAL SECTORS AND NON-AGRICULTURAL SECTORS IN 1995
(PUBLIC - PRIVATE)

ILLER / PROVINCES	TARIM DISI / NON-AGRICULTURAL									TARIM ICI / AGRICULTURAL									GENEL TOPLAM / GENERAL TOTAL		
	TOPLAM / TOTAL			KAMU / PUBLIC			OZEL / PRIVATE			TOPLAM / TOTAL			KAMU / PUBLIC			OZEL / PRIVATE					
	ERKEK / MALE	KADIN / FEMALE	TOPLAM / TOTAL	ERKEK / MALE	KADIN / FEMALE	TOPLAM / TOTAL	ERKEK / MALE	KADIN / FEMALE	TOPLAM / TOTAL	ERKEK / MALE	KADIN / FEMALE	TOPLAM / TOTAL	ERKEK / MALE	KADIN / FEMALE	TOPLAM / TOTAL	ERKEK / MALE	KADIN / FEMALE	TOPLAM / TOTAL	ERKEK / MALE	KADIN / FEMALE	TOPLAM / TOTAL
ADANA	1578	445	2023	382	18	400	1196	427	1623	15681	25066	40747	42	3	45	15639	25063	40702	17259	25511	42770
ADIYAMAN	1027	123	1150	777	33	810	250	90	340	542	47	589	542	47	589	0	0	0	1569	170	1739
AFYON	2365	148	2513	1876	55	1931	489	93	582	53	9	62	53	9	62	0	0	0	2418	157	2575
AGRI	2032	58	2090	2032	58	2090	0	0	0	49	14	63	49	14	63	0	0	0	2081	72	2153
AMASYA	1349	137	1486	1194	95	1289	155	42	197	63	0	63	60	0	60	3	0	3	1412	137	1549
ANKARA	7324	1170	8494	4786	852	5638	2538	318	2856	1554	280	1834	1529	279	1808	25	1	26	8878	1450	10328
ANTALYA	2100	230	2330	1629	160	1789	471	70	541	246	137	383	244	136	380	2	1	3	2346	367	2713
ARTVIN	3609	111	3720	3600	101	3701	9	10	19	932	89	1021	932	89	1021	0	0	0	4541	200	4741
ARDAHAN	73	10	83	69	8	77	4	2	6	0	0	0	0	0	0	0	0	0	73	10	83
AKSARAY	511	57	568	400	39	439	111	18	129	54	12	66	54	12	66	0	0	0	565	69	634
AYDIN	2510	532	3042	1759	176	1935	751	356	1107	526	1871	2397	46	180	226	480	1691	2171	3036	2403	5439
BALIKESIR	2100	119	2219	1859	52	1911	241	67	308	68	19	87	61	18	79	7	1	8	2168	138	2306
BARTIN	423	86	509	364	14	378	59	72	131	45	8	53	45	8	53	0	0	0	468	94	562
BATMAN	25	1	26	25	1	26	0	0	0	6	0	6	6	0	6	0	0	0	31	1	32
BAYBURT	210	3	213	210	3	213	0	0	0	15	2	17	15	2	17	0	0	0	225	5	230
BILECIK	645	44	689	446	42	488	199	2	201	0	0	0	0	0	0	0	0	0	645	44	689
BINGOL	107	10	117	107	10	117	0	0	0	0	0	0	0	0	0	0	0	0	107	10	117
BITLIS	16	0	16	8	0	8	8	0	8	0	0	0	0	0	0	0	0	0	16	0	16
BOLU	1579	176	1755	1372	81	1453	207	95	302	590	178	768	572	172	744	18	6	24	2169	354	2523
BURDUR	1874	71	1945	1805	47	1852	69	24	93	19	4	23	19	3	22	0	1	1	1893	75	1968
BURSA	3701	1283	4984	871	97	968	2830	1186	4016	506	26402	26908	69	6	75	437	26396	26833	4207	27685	31892
CANAKKALE	1102	143	1245	987	96	1083	115	47	162	17	1	18	17	1	18	0	0	0	1119	144	1263
CANKIRI	626	226	852	487	31	518	139	195	334	24	12	36	24	12	36	0	0	0	650	238	888
CORUM	270	102	372	141	11	152	129	91	220	35	0	35	19	0	19	16	0	16	305	102	407
DENIZLI	1604	486	2090	512	22	534	1092	464	1556	129	7	136	113	4	117	16	3	19	1733	493	2226
DIYARBAKIR	1683	50	1733	1671	7	1678	12	43	55	53	4	57	52	4	56	1	0	1	1736	54	1790
EDIRNE	1482	638	2120	1143	182	1325	339	456	795	107	13	120	107	13	120	0	0	0	1589	651	2240
ELAZIG	2365	103	2468	2351	94	2425	34	9	43	355	85	440	355	85	440	0	0	0	2720	188	2908
ERZINCAN	1696	96	1792	1644	55	1699	52	41	93	139	253	392	139	253	392	0	0	0	1835	349	2184
ERZURUM	1537	256	1793	1475	68	1543	62	188	250	36	18	54	36	18	54	0	0	0	1573	274	1847
ESKISEHIR	1837	625	2462	1072	146	1218	765	479	1244	48	44	92	44	44	88	4	0	4	1885	669	2554
GAZIANTEP	1376	147	1523	787	18	805	589	129	718	123	3	126	123	3	126	0	0	0	1499	150	1649
GIRESUN	1647	179	1826	1585	81	1666	62	98	160	338	29	367	338	29	367	0	0	0	1985	208	2193
GUMUSHANE	674	93	767	646	46	692	28	47	75	59	0	59	59	0	59	0	0	0	733	93	826
HAKKARI	748	20	768	743	20	763	5	0	5	0	0	0	0	0	0	0	0	0	748	20	768
HATAY	799	98	897	583	42	625	216	56	272	730	435	1165	7	0	7	723	435	1158	1529	533	2062
IGDIR	292	167	459	292	45	337	0	122	122	77	13	90	77	13	90	0	0	0	369	180	549
ISPARTA	2031	155	2186	1906	126	2032	125	29	154	61	30	91	61	30	91	0	0	0	2092	185	2277
ICEL	2248	486	2734	1547	66	1613	701	420	1121	890	236	1126	839	86	925	51	150	201	3138	722	3860
ISTANBUL	4397	2008	6405	1187	91	1278	3210	1917	5127	15	1	16	0	0	0	15	1	16	4412	2009	6421
PENDIK	2567	982	3549	1835	204	2039	732	778	1510	10	0	10	10	0	10	0	0	0	2577	982	3559
IZMIR	4946	903	5849	1082	77	1159	3864	826	4690	8	3	11	7	1	8	1	2	3	4954	906	5860
KARAMAN	335	44	379	249	34	283	86	10	96	85	5	90	85	5	90	0	0	0	420	49	469
KARS	893	183	1076	864	157	1021	29	26	55	90	6	96	90	6	96	0	0	0	983	189	1172
KASTAMONU	1844	406	2250	1763	90	1853	81	316	397	796	38	834	796	38	834	0	0	0	2640	444	3084
KAYSERI	3431	390	3821	1952	163	2115	1479	227	1706	19	10	29	19	10	29	0	0	0	3450	400	3850
KIRIKKALE	714	23	737	660	11	671	54	12	66	72	0	72	71	0	71	1	0	1	786	23	809
KIRKLARELI	1544	198	1742	1401	89	1490	143	109	252	86	22	108	86	22	108	0	0	0	1630	220	1850
KIRSEHIR	642	29	671	530	25	555	112	4	116	132	11	143	132	11	143	0	0	0	774	40	814
KOCAELI	2040	507	2547	1189	76	1265	851	431	1282	12	0	12	12	0	12	0	0	0	2052	507	2559
KONYA	5375	224	5599	4095	85	4180	1280	139	1419	265	38	303	264	38	302	1	0	1	5640	262	5902
KUTAHYA	1757	119	1876	1472	63	1535	285	56	341	652	108	760	652	108	760	0	0	0	2409	227	2636
MALATYA	1686	89	1775	1589	56	1645	97	33	130	219	12	231	219	12	231	0	0	0	1905	101	2006
MANISA	1487	888	2375	1069	607	1676	418	281	699	1038	17005	18043	86	2	88	952	17003	17955	2525	17893	20418
K.MARAS	491	32	523	375	10	385	116	22	138	0	0	0	0	0	0	0	0	0	491	32	523
MARDIN	871	31	902	871	31	902	0	0	0	24	5	29	24	5	29	0	0	0	895	36	931
MUGLA	1356	181	1537	853	79	932	503	102	605	965	118	1083	951	117	1068	14	1	15	2321	299	2620
MUS	2023	114	2137	1963	74	2037	60	40	100	141	0	141	141	0	141	0	0	0	2164	114	2278
NEVSEHIR	686	50	736	638	31	669	48	19	67	33	6	39	30	6	36	3	0	3	719	56	775
NIGDE	1487	44	1531	1312	24	1336	175	20	195	88	10	98	88	10	98	0	0	0	1575	54	1629
ORDU	1222	139	1361	1152	91	1243	70	48	118	191	52	243	191	42	233	0	10	10	1413	191	1604
RIZE	16299	116	16415	15745	100	15845	554	16	570	0	0	0	0	0	0	0	0	0	16299	116	16415
SAKARYA	575	92	667	209	3	212	366	89	455	38	90	128	32	90	122	6	0	6	613	182	795
SAMSUN	7439	1166	8605	6847	717	7564	592	449	1041	851	329	1180	849	329	1178	2	0	2	8290	1495	9785
SIIRT	36	0	36	36	0	36	0	0	0	0	0	0	0	0	0	0	0	0	36	0	36
SINOP	599	47	646	590	32	622	9	15	24	178	1	179	178	1	179	0	0	0	777	48	825
SIRNAK	431	8	439	431	8	439	0	0	0	0	0	0	0	0	0	0	0	0	431	8	439
SIVAS	1773	189	1962	1707	155	1862	66	34	100	41	0	41	41	0	41	0	0	0	1814	189	2003
TEKIRDAG	1804	448	2252	909	62	971	895	386	1281	12	17	29	12	17	29	0	0	0	1816	465	2281
TOKAT	3156	307	3463	3075	147	3222	81	160	241	174	35	209	174	35	209	0	0	0	3330	342	3672
TRABZON	6313	252	6565	6160	208	6368	153	44	197	170	45	215	170	45	215	0	0	0	6483	297	6780
TUNCELI	88	17	105	88	17	105	0	0	0	11	9	20	11	9	20	0	0	0	99	26	125
SANLIURFA	2173	84	2257	2113	66	2179	60	18	78	1126	16	1142	1126	16	1142	0	0	0	3299	100	3399
USAK	1212	271	1483	947	35	982	265	236	501	7	4	11	7	4	11	0	0	0	1219	275	1494
VAN	2616	438	3054	2602	437	3039	14	1	15	27	0	27	27	0	27	0	0	0	2643	438	3081
YOZGAT	1051	39	1090	1017	33	1050	34	6	40	11	10	21	11	10	21	0	0	0	1062	49	1111
ZONGULDAK	854	95	949	570	32	602	284	63	347	190	8	198	189	8	197	1	0	1	1044	103	1147
TOPLAM (TOTAL)	147388	20037	167425	116270	7318	123588	31118	12719	43837	31947	73335	105282	13529	2570	16099	18418	70765	89183	179335	93372	272707

TABLO 13
1995 YILINDA ALINAN,KARSILANAN VE IPTAL EDILEN ACIK ISLER
(ILLERE GORE)

TABLE 13
VACANCIES TAKEN,FILLED AND CANCELLED IN 1995
(BY PROVINCES)

ILLER PROVINCES	YIL ICINDE ALINAN ACIK ISLER VACANCIES TAKEN DURING THE YEAR			YIL ICINDE KARSILANAN ACIK ISLER VACANCIES FILLED DURING THE YEAR			YIL ICINDE IPTAL EDILEN ACIK ISLER VACANCIES CANCELLED DURING THE YEAR		
	ERKEK MALE	KADIN FEMALE	TOPLAM TOTAL	ERKEK MALE	KADIN FEMALE	TOPLAM TOTAL	KAMU PUBLIC	OZEL PRIVATE	TOPLAM TOTAL
ADANA	17259	25511	42770	16893	25526	42419	1411	171	1582
ADIYAMAN	1569	170	1739	1606	176	1782	2	0	2
AFYON	2418	157	2575	2226	116	2342	7	210	217
AGRI	2081	72	2153	2091	62	2153	16	0	16
AMASYA	1412	137	1549	1403	151	1554	259	21	280
ANKARA	8878	1450	10328	8992	1902	10894	259	1064	1323
ANTALYA	2346	367	2713	2851	391	3242	14	136	150
ARTVIN	4541	200	4741	4540	200	4740	0	1	1
ARDAHAN	73	10	83	108	22	130	2	0	2
AKSARAY	565	69	634	564	69	633	1	0	1
AYDIN	3036	2403	5439	2785	2390	5175	264	165	429
BALIKESIR	2168	138	2306	2132	126	2258	1	39	40
BARTIN	468	94	562	487	94	581	0	13	13
BATMAN	31	1	32	166	16	182	227	0	227
BAYBURT	225	5	230	226	5	231	0	0	0
BILECIK	645	44	689	526	44	570	0	92	92
BINGOL	107	10	117	104	10	114	3	0	3
BITLIS	16	0	16	20	0	20	0	0	0
BOLU	2169	354	2523	2141	329	2470	0	1	1
BURDUR	1893	75	1968	1896	77	1973	1	3	4
BURSA	4207	27685	31892	3421	27559	30980	15	559	574
CANAKKALE	1119	144	1263	1043	136	1179	318	73	391
CANKIRI	650	238	888	631	161	792	0	108	108
CORUM	305	102	407	238	82	320	26	28	54
DENIZLI	1733	493	2226	1455	423	1878	50	14	64
DIYARBAKIR	1736	54	1790	1719	37	1756	5	24	29
EDIRNE	1589	651	2240	1469	585	2054	3	84	87
ELAZIG	2720	188	2908	2700	184	2884	1	28	29
ERZINCAN	1835	349	2184	1828	347	2175	2	7	9
ERZURUM	1573	274	1847	1540	253	1793	1	45	46
ESKISEHIR	1885	669	2554	1508	394	1902	0	292	292
GAZIANTEP	1499	150	1649	1310	103	1413	94	223	317
GIRESUN	1985	208	2193	1963	145	2108	7	25	32
GUMUSHANE	733	93	826	733	94	827	0	0	0
HAKKARI	748	20	768	748	20	768	0	0	0
HATAY	1529	533	2062	1510	528	2038	159	33	192
IGDIR	369	180	549	366	178	544	20	2	22
ISPARTA	2092	185	2277	2085	185	2270	0	13	13
ICEL	3138	722	3860	3229	707	3936	12	90	102
ISTANBUL	4412	2009	6421	2620	2124	4744	564	483	1047
PENDIK	2577	982	3559	2389	864	3253	7	246	253
IZMIR	4954	906	5860	3989	947	4936	103	909	1012
KARAMAN	420	49	469	368	41	409	1	36	37
KARS	983	189	1172	964	184	1148	1	0	1
KASTAMONU	2640	444	3084	2572	264	2836	3	89	92
KAYSERI	3450	400	3850	3256	396	3652	3	7	10
KIRIKKALE	786	23	809	765	18	783	2	24	26
KIRKLARELI	1630	220	1850	1594	233	1827	0	7	7
KIRSEHIR	774	40	814	775	39	814	0	0	0
KOCAELI	2052	507	2559	1069	191	1260	298	618	916
KONYA	5640	262	5902	5575	254	5829	7	92	99
KUTAHYA	2409	227	2636	2384	262	2646	1	16	17
MALATYA	1905	101	2006	1856	95	1951	14	3	17
MANISA	2525	17893	20418	2467	17866	20333	20	59	79
K.MARAS	491	32	523	526	34	560	6	0	6
MARDIN	895	36	931	892	36	928	22	0	22
MUGLA	2321	299	2620	2150	289	2439	55	114	169
MUS	2164	114	2278	2157	112	2269	2	2	4
NEVSEHIR	719	56	775	699	48	747	3	14	17
NIGDE	1575	54	1629	1526	55	1581	2	46	48
ORDU	1413	191	1604	1409	199	1608	8	0	8
RIZE	16299	116	16415	16295	116	16411	2	0	2
SAKARYA	613	182	795	510	166	676	0	89	89
SAMSUN	8290	1495	9785	8175	1428	9603	4170	46	4216
SIIRT	36	0	36	36	0	36	0	0	0
SINOP	777	48	825	768	36	804	0	0	0
SIRNAK	431	8	439	431	8	439	0	0	0
SIVAS	1814	189	2003	1803	184	1987	3	14	17
TEKIRDAG	1816	465	2281	1680	506	2186	51	64	115
TOKAT	3330	342	3672	3329	338	3667	1585	20	1605
TRABZON	6483	297	6780	6412	268	6680	2	108	110
TUNCELI	99	26	125	94	26	120	25	0	25
SANLIURFA	3299	100	3399	3269	89	3358	9	10	19
USAK	1219	275	1494	1209	279	1488	38	45	83
VAN	2643	438	3081	2625	362	2987	47	1	48
YOZGAT	1062	49	1111	1062	49	1111	0	0	0
ZONGULDAK	1044	103	1147	859	66	925	5	283	288
TOPLAM (TOTAL)	179335	93372	272707	171812	92299	264111	10239	7009	17248

1994 YILI AÇIK İŞ :251017

KADIN -ERKEK DAĞILIMI
VACANCIES IN 1994
FEMALE -MALE DISTRIBUTION

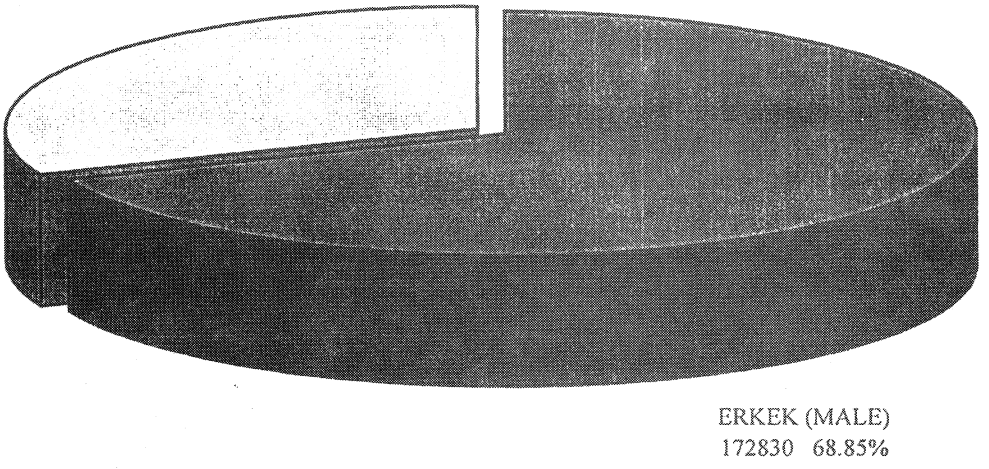

1995 YILI AÇIK İŞ :272707

KADIN -ERKEK DAĞILIMI
VACANCIES IN 1995
FEMALE -MALE DISTRIBUTION

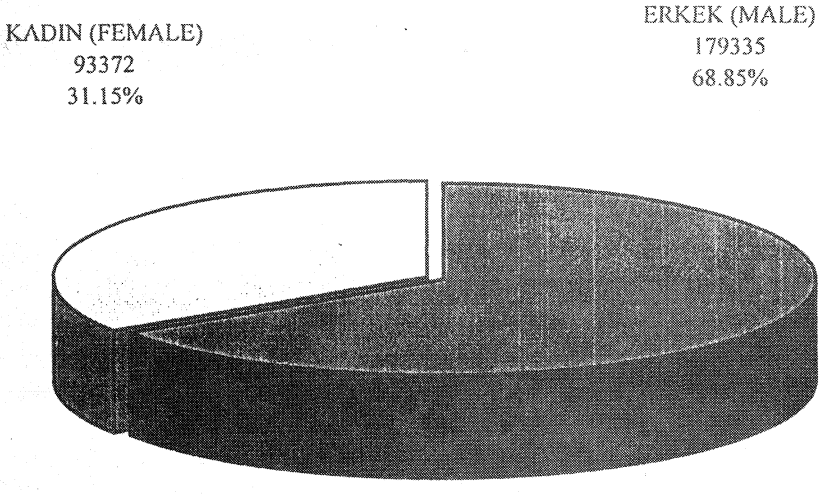

IV. BÖLÜM : İŞ VERENE YAPILAN TAKDİMLER
PART IV : PRESENTATIONS MADE TO THE EMPLOYER

TABLO 14
1995 YILINDA ISVERENE YAPILAN TAKDIMLER
(ILLERE GORE)

TABLE 14
PRESENTATIONS MADE TO THE EMPLOYER IN 1995
(BY PROVINCES)

ILLER / PROVINCES	SECME DAVETTEN TAKDIM / PRESENTATIONS REGARDING SELECTED APPLICANTS			GUNLUK BASVURULARDAN TAKDIM / PRESENTATIONS FROM DAILY APPLICATIONS			TOPLAM TAKDIM / TOTAL PRESENTATION			GENEL TOPLAMA ORANI % / SHARE IN GENERAL TOTAL %
	ERKEK: MALE	KADIN: FEMALE	TOPLAM: TOTAL	ERKEK: MALE	KADIN: FEMALE	TOPLAM: TOTAL	ERKEK: MALE	KADIN: FEMALE	TOPLAM: TOTAL	
ADANA	1946	823	2769	19112	26612	45724	21058	27435	48493	15.71
ADIYAMAN	50	7	57	1746	179	1925	1796	186	1982	.64
AFYON	454	76	530	2393	144	2537	2847	220	3067	.99
AGRI	149	18	167	210	25	235	359	43	402	.13
AMASYA	250	49	299	440	86	526	690	135	825	.27
ANKARA	5412	838	6250	15999	2373	18372	21411	3211	24622	7.98
ANTALYA	1127	246	1373	1835	340	2175	2962	586	3548	1.15
ARTVIN	2	0	2	134	15	149	136	15	151	.05
ARDAHAN	20	2	22	61	15	76	81	17	98	.03
AKSARAY	88	11	99	270	50	320	358	61	419	.14
AYDIN	675	316	991	3531	2704	6235	4206	3020	7226	2.34
BALIKESIR	1157	265	1422	1570	122	1692	2727	387	3114	1.01
BARTIN	161	28	189	473	92	565	634	120	754	.24
BATMAN	0	0	0	31	1	32	31	1	32	.01
BAYBURT	66	0	66	54	3	57	120	3	123	.04
BILECIK	154	3	157	651	48	699	805	51	856	.28
BINGOL	1	0	1	116	10	126	117	10	127	.04
BITLIS	1	0	1	15	0	15	16	0	16	.01
BOLU	1242	325	1567	2209	371	2580	3451	696	4147	1.34
BURDUR	122	58	180	172	45	217	294	103	397	.13
BURSA	7089	2626	9715	10618	29224	39842	17707	31850	49557	16.05
CANAKKALE	274	58	332	1308	161	1469	1582	219	1801	.58
CANKIRI	56	97	153	743	164	907	799	261	1060	.34
CORUM	241	23	264	1434	88	1522	1675	111	1786	.58
DENIZLI	1446	425	1871	4739	1247	5986	6185	1672	7857	2.54
DIYARBAKIR	10	227	237	1721	76	1797	1731	303	2034	.66
EDIRNE	111	54	165	479	407	886	590	461	1051	.34
ELAZIG	172	45	217	173	16	189	345	61	406	.13
ERZINCAN	127	124	251	256	130	386	383	254	637	.21
ERZURUM	40	44	84	1461	292	1753	1501	336	1837	.6
ESKISEHIR	3594	883	4477	1924	588	2512	5518	1471	6989	2.26
GAZIANTEP	604	144	748	1180	334	1514	1784	478	2262	.73
GIRESUN	162	44	206	205	48	253	367	92	459	.15
GUMUSHANE	38	3	41	135	62	197	173	65	238	.08
HAKKARI	0	0	0	28	0	28	28	0	28	.01
HATAY	33	13	46	1561	529	2090	1594	542	2136	.69
IGDIR	40	133	173	160	37	197	200	170	370	.12
ISPARTA	792	155	947	338	43	381	1130	198	1328	.43
ICEL	392	185	577	1450	570	2020	1842	755	2597	.84
ISTANBUL	2617	206	2823	10281	5281	15562	12898	5487	18385	5.95
PENDIK	799	286	1085	2386	527	2913	3185	813	3998	1.29
IZMIR	1932	252	2184	12443	2500	14943	14375	2752	17127	5.55
KARAMAN	213	68	281	378	47	425	591	115	706	.23
KARS	24	0	24	298	157	455	322	157	479	.16
KASTAMONU	124	16	140	206	170	376	330	186	516	.17
KAYSERI	2101	430	2531	3666	588	4254	5767	1018	6785	2.2
KIRIKKALE	174	66	240	367	36	403	541	102	643	.21
KIRKLARELI	133	54	187	251	191	442	384	245	629	.2
KIRSEHIR	303	36	339	747	41	788	1050	77	1127	.37
KOCAELI	537	60	597	2622	371	2993	3159	431	3590	1.16
KONYA	1092	125	1217	6115	318	6433	7207	443	7650	2.48
KUTAHYA	437	137	574	706	162	868	1143	299	1442	.47
MALATYA	80	15	95	154	64	218	234	79	313	.1
MANISA	798	860	1658	2136	17352	19488	2934	18212	21146	6.85
K.MARAS	25	2	27	486	30	516	511	32	543	.18
MARDIN	33	1	34	887	35	922	920	36	956	.31
MUGLA	516	72	588	663	183	846	1179	255	1434	.46
MUS	90	40	130	2156	95	2251	2246	135	2381	.77
NEVSEHIR	152	38	190	751	89	840	903	127	1030	.33
NIGDE	121	12	133	349	63	412	470	75	545	.18
ORDU	378	67	445	487	90	577	865	157	1022	.33
RIZE	18	0	18	41	8	49	59	8	67	.02
SAKARYA	1382	389	1771	442	157	599	1824	546	2370	.77
SAMSUN	694	289	983	8656	1736	10392	9350	2025	11375	3.68
SIIRT	0	0	0	36	0	36	36	0	36	.01
SINOP	30	0	30	106	12	118	136	12	148	.05
SIRNAK	0	0	0	431	8	439	431	8	439	.14
SIVAS	162	99	261	168	63	231	330	162	492	.16
TEKIRDAG	215	9	224	1115	492	1607	1330	501	1831	.59
TOKAT	61	19	80	702	224	926	763	243	1006	.33
TRABZON	235	135	370	6631	349	6980	6866	484	7350	2.38
TUNCELI	6	0	6	69	7	76	75	7	82	.03
SANLIURFA	233	93	326	106	12	118	339	105	444	.14
USAK	699	414	1113	1167	258	1425	1866	672	2538	.82
VAN	21	252	273	73	56	129	94	308	402	.13
YOZGAT	107	14	121	1123	54	1177	1230	68	1298	.42
ZONGULDAK	538	325	863	533	185	718	1071	510	1581	.51
TOPLAM (TOTAL)	45378	13229	58607	150869	99262	250131	196247	112491	308738	100

TABLO 15
1995 YILINDA ISVERENE YAPILAN TAKDIMLER
(MESLEKLERE GORE)

TABLE 15
PRESENTATIONS MADE TO THE EMPLOYER IN 1995
(BY OCCUPATIONS)

MESLEKLER	SECME DAVETTEN TAKDIM / PRESENTATIONS REGARDING SELECTED APPLICANTS			GUNLUK BASVURULARDAN TAKDIM / PRESENTATIONS FROM DAILY APPLICATIONS			TOPLAM TAKDIM / TOTAL PRESENTATION			GENEL TOPLAMA ORANI % / SHARE IN GENERAL TOTAL %	OCCUPATIONS
	ERKEK: MALE	KADIN: FEMALE	TOPLAM: TOTAL	ERKEK: MALE	KADIN: FEMALE	TOPLAM: TOTAL	ERKEK: MALE	KADIN: FEMALE	TOPLAM: TOTAL		
KIMYAGER VE FIZIKCI	207	54	261	230	63	293	437	117	554	.18	CHEMIST, PHYSICIST
MIMAR VE MUHENDISLER	735	208	943	424	127	551	1159	335	1494	.48	ARCHITECTS AND,ENGINEERS
TEKNIK RESSAMLAR	234	68	302	124	38	162	358	106	464	.15	DRAFTSMEN
TOPOGRAFLAR VE TEKNISYENLER	913	99	1012	649	88	737	1562	187	1749	.57	TOPOGRAPHS AND TECHNICIANS
HEKIMLER,VETERINERLER VE ILG. PERSONEL	18	13	31	21	16	37	39	29	68	.02	DOCTORS, VETERINERIANS AND RELATED PERSONNEL
ECZACI,ECZACI YARD.VE BES.UZMANI	0	5	5	3	4	7	3	9	12	0	PHARMACIST,ASSISTANT PHARMACIST AND DIETICIAN
HEMSIRE, EBE VE TIP TEKNISYENLERI	35	92	127	39	88	127	74	180	254	.08	NURSES, MIDWIVES,MEDICAL TECHNICIANS
DIGER PROFESYONEL TEK. VE ILGILI PERS.	175	240	415	312	419	731	487	659	1146	.37	OTHER PROFESSIONAL,TECHNICAL AND RELATED PERSONNEL
YONETICILER	289	59	348	303	111	414	592	170	762	.25	ADMINISTRATORS
DAKTILOLAR VE BILGISAYAR OPERATORLERI	179	567	746	381	1860	2241	560	2427	2987	.97	TYPISTS AND COMPUTER OPERATORS
MUHASEBECI VE KASADAR	891	1016	1907	926	1537	2463	1817	2553	4370	1.42	ACCOUNTANTS AND CASHIERS
NAKLIYE VE HABERLESME ELEMANLARI	30	62	92	47	45	92	77	107	184	.06	TRANSPORTATION AND COMMUNICATION PERSONNEL
BURO NEZARETCILERI VE BURO ELEMANLARI	2460	2683	5143	4621	4667	9288	7081	7350	14431	4.67	BUREAU SUPERVISORS AND PERSONNEL
SATIS ISCILERI	227	169	396	274	110	384	501	279	780	.25	SALESMEN
ASCILAR	757	134	891	1000	170	1170	1757	304	2061	.67	COOKS
GARSONLAR VE BARMENLER	414	35	449	3489	587	4076	3903	622	4525	1.47	WAITERS AND BARMANS
DIGER HIZMET ISCILERI	247	106	353	1114	346	1460	1361	452	1813	.59	OTHER SERVICE WORKERS
TARIM,ORMAN ISCISI,BALIKCI AVCI	128	4	132	18690	70761	89451	18818	70765	89583	29.02	AGRICULTURE AND FOREST WORKERS,FISHERMEN, HUNTERS
URETIM NEZARETCILERI VE USTABASILAR	110	0	110	660	2	662	770	2	772	.25	PRODUCTION SUPERVISORS AND FOREMEN
MADENCILER-TASOCAKCILAR	0	0	0	85	0	85	85	0	85	.03	MINERS - QUARRY WORKERS
METAL ISLEMCILER	175	0	175	43	0	43	218	0	218	.07	METAL PROCESSING WORKERS
AGAC HAZIRLAMA ISCILERI	2	0	2	17	0	17	19	0	19	.01	WOOD PREPARING WORKERS
KAGIT HAMURU VE KAGIT IMALI ISCILERI	0	0	0	20	0	20	20	0	20	.01	PAPER PULP AND PAPER PRODUCTION WORKERS
KIMYASAL ISLEMCILER VE ILGILI ISCILER	4	0	4	11	0	11	15	0	15	0	CHEMICAL PROCESSING WORKERS AND THE LIKE
ELYAF HAZIRLAYICI IPLIKCI VE SARICI	105	69	174	344	267	611	449	336	785	.25	FIBER PREPARATION,THREAD MAKING AND SPINNING WORKERS
DOKUMACI,ORUCU VE ILGILI ISCILER	224	616	840	298	600	898	522	1216	1738	.56	WEAVERS,DARNERS AND THE LIKE
KASARLAYICI,BOYACI VE DIGER DOKU.ISCI.	26	0	26	21	65	86	47	65	112	.04	BLEACHING WORKERS,DYERS AND OTHER TEXTILE WORKERS
DEBAGLAR VE DERI ISCILERI	2	0	2	0	0	0	2	0	2	0	TANNERS AND LEATHER WORKERS
DEGIRMEN,FIRIN, ICKI VE BESIN ISCILERI	224	2	226	285	13	298	509	15	524	.17	MILL, OVEN, BEVERAGE AND FOOD PRODUCTION WORKERS
TUTUN VE SIGARA IMALI ISCILERI	0	0	0	0	0	0	0	0	0	0	TOBACCO AND CIGARETTE PRODUCTION WORKERS
TERZILER,KURK VE SAPKA ISCILERI	55	195	250	113	565	678	168	760	928	.3	TAILORS, FUR AND HAT WORKERS
KESICI,DIKISCI VE DOSEMECILER	326	1394	1720	317	1706	2023	643	3100	3743	1.21	CUTTERS, SEWERS AND UPHOLSTERERS
AYAKKABI VE DERI ESYA IMALI ISCI.	18	1	19	48	16	64	66	17	83	.03	SHOE AND LEATHER ARTICLES PRODUCTION WORKERS
MOBILYA VE ILGILI AGAC ISCILERI	826	0	826	529	3	532	1355	3	1358	.44	FURNITURE AND RELEVANT WOOD WORKERS
TAS KESICILER VE OYMA ISCILERI	2	0	2	21	9	30	23	9	32	.01	STONE CUTTING AND ENGRAVING WORKERS
DEMIRCI (GENEL)	68	0	68	21	0	21	89	0	89	.03	IRONSMITHS (GENERAL)
SOGUK DEMIRCI	50	0	50	74	0	74	124	0	124	.04	COLD IRON WORKERS
TORNA TEZGAHI OPRT.(METAL)	1466	0	1466	1202	0	1202	2668	0	2668	.86	LATHE WORKBENCH OPERATOR (METAL)
FREZE TEZGAHI OPRT.(METAL)	155	0	155	74	0	74	229	0	229	.07	MILLING CUTTER WORKBENCH OPERATOR(METAL)
MATKAP TEZGAHI OPR.(METAL)	15	0	15	9	0	9	24	0	24	.01	DRILL BENCH OPERATOR (METAL)
DIGER METAL TEZGAH AYARCI VE OPRT.	1504	0	1504	1205	11	1216	2709	11	2720	.88	OTHER METAL WORKBENCH ADJUSTERS AND OPERATORS
MOTORLU ARAC TAMIRCI VE MAKINISTLERI	532	2	534	505	15	520	1037	17	1054	.34	MOTORIZED VEHICLE REPAIRMEN MECHANICS
DIGER MAKINA MONTOR VE TAMIRCI MAKI.	207	8	215	469	1	470	676	9	685	.22	OTHER MACHINE ASSEMBLING AND REPAIRING MECHANICS
ELEKTRIK VE ELEKTRONIK MONTORLERI	417	3	420	315	6	321	732	9	741	.24	ELECTRICAL AND ELECTRONIC ASSEMBLY WORKERS
ELEKTRIK TESISATCILARI	2216	32	2248	1839	14	1853	4055	46	4101	1.33	ELECTRICAL INSTALLERS
DIGER ELEKTRIK,ELEKTRONIK ISCILERI	14	0	14	20	13	33	34	13	47	.02	OTHER ELECTRICAL AND ELECTRONICAL WORKERS
YAYIN SES CIHAZLARI OPERATORLERI	8	0	8	1	0	1	9	0	9	0	VOCAL ANNOUNCEMENT DEVICES OPERATORS
SIHHI TESISATCILAR VE BORU TESISATCI	411	0	411	386	0	386	797	0	797	.26	SANITARY FACILITIES INSTALLERS AND PLUMBERS
KAYNAKCILAR VE PURMUZCULER	2744	4	2748	3058	0	3058	5802	4	5806	1.88	WELDERS AND TORCH OPERATORS
METAL LEVHA VE METAL INS.HAZ.VE MONT.	891	0	891	437	0	437	1328	0	1328	.43	METAL PLATE AND METAL CONSTRUCTION PREPARING AND ASSEMBLING WORKE
MUCEVHER,CAM,KIL VE PORSELEN ISCILERI	24	27	51	90	75	165	114	102	216	.07	JEWELLERY,GLASS,CLAY AND PORCELAIN WORKERS
KAUCUK,PLASTIK URUN VE TASIT LAS.IN.IS.	63	0	63	45	1	46	108	1	109	.04	RUBBER,PLASTIC AND AUTO TIRES PRODUCTION WORKERS
KAGIT KARTON VE KAGIT ESYA IMALI ISCI.	0	0	0	0	0	0	0	0	0	0	PAPER,CARDBOARD AND PAPER MADE ARTICLES WORKERS
MURETTIPLER,MATBAA ISCILERI	115	0	115	150	1	151	265	1	266	.09	TYPESETTERS,PRINTING-HOUSE WORKERS
INSAAT BOYACILARI	74	0	74	55	0	55	129	0	129	.04	CONSTRUCTION PAINTERS
DIGER BOYACILAR	273	0	273	268	1	269	541	1	542	.18	OTHER PAINTERS
DIGER IMALAT ISCILERI VE ILGILI ISCILER	29	23	52	60	11	71	89	34	123	.04	OTHER PRODUCTION WORKERS,RELEVANT WORKERS
DUVARCI (TUGLA,TAS)(INSAAT)	28	0	28	82	0	82	110	0	110	.04	MASONS (BRICK-STONE-CONSTRUCTION)
BETON KALIPCISI	28	0	28	28	0	28	56	0	56	.02	CONCRETE MOLDERS
INSAAT BETON DEMIRI ISCISI	0	0	0	8	0	8	8	0	8	0	IRON CONCRETE CONSTRUCTION WORKERS
MARANGOZ VE DOGRAMACILAR	492	0	492	469	15	484	961	15	976	.32	CARPENTERS AND JOINERS
SIVACILAR	38	0	38	9	0	9	47	0	47	.02	PLASTERERS
MERMER VE KARO FAYANS DOSEYICI	5	0	5	4	0	4	9	0	9	0	MARBLE AND FAIENCE LAYING WORKERS
DIGER INSAAT VE ILGILI ISLER	68	0	68	385	14	399	453	14	467	.15	OTHER CONSTRUCTION AND RELEVANT WORKERS
ATESCI (BUHAR KAZANI)	582	0	582	721	3	724	1303	3	1306	.42	STOCKERS(BOILER)
DIGER SABIT MOTOR VE ILGILI TECHIZAT OP.	35	0	35	36	1	37	71	1	72	.02	OPERATORS OF OTHER FIXED MOTORS AND RELEVANT EQUIPMENT
VINC VE CERASKAL OPERATORLERI	4	0	4	5	0	5	9	0	9	0	CRANE AND LIFTING OPERATORS
INSAAT MAKINALARI OPERATORLERI	48	0	48	277	0	277	325	0	325	.11	CONSTRUCTION MACHINES OPERATORS
YANIL-YANLIYE ISCILERI MALZ.TAS.OPE.	203	0	203	406	12	418	609	12	621	.2	LOADING - UNLOADING WORKERS AND MATERIAL TRANSPORTATION OPERATORS
AGIR VASITA SOFORLERI	1948	13	1961	6465	18	6483	8413	31	8444	2.74	HEAVY VEHICLE DRIVERS
DIGER TASIMA ARAC.SURUCU VE ILG.ELEMAN.	147	3	150	758	7	765	905	10	915	.3	OTHER TRANSPORT VEHICLE DRIVERS AND RELEVANT PERSONNEL
BEDEN ISCISI	20438	5223	25661	95474	14760	110234	115912	19983	135895	44.02	UNQUALIFIED WORKERS
TOPLAM (TOTAL)	45378	13229	58607	150869	99262	250131	196247	112491	308738	100	TOTAL

TABLO 16
1995 YILINDA ISVERENE YAPILAN TAKDIMLERDEN ISI KABUL ETMEYENLER VE
ISVERENCE KABUL EDILMEYENLER

TABLE 16
THOSE NOT ACCEPTING THE JOB AND THOSE NOT ACCEPTED BY THE EMPLOYER
FROM PRESENTATIONS MADE TO THE EMPLOYER IN 1995

ISVERENE YAPILAN GONDERMEDEN - OF THE PRESENTATIONS MADE TO THE EMPLOYER

ILLER / PROVINCES	ISYERINE GITMEYEN / THOSE WHO DIDN'T GO TO THE WORK-PLACE			ISI KABUL ETMEYEN / NOT ACCEPTING THE JOB			ISVERENCE KABUL EDILMEYEN / NOT ACCEPTED BY THE EMPLOYER			TOPLAM / TOTAL		
	ERKEK: MALE	KADIN: FEMALE	TOPLAM: TOTAL	ERKEK: MALE	KADIN: FEMALE	TOPLAM: TOTAL	ERKEK: MALE	KADIN: FEMALE	TOPLAM: TOTAL	ERKEK: MALE	KADIN: FEMALE	TOPLAM: TOTAL
ADANA	2352	1278	3630	419	152	571	446	94	540	3217	1524	4741
ADIYAMAN	11	0	11	1	0	1	54	7	61	66	7	73
AFYON	29	7	36	22	3	25	386	53	439	437	63	500
AGRI	37	11	48	0	0	0	33	5	38	70	16	86
AMASYA	46	11	57	6	4	10	25	19	44	77	34	111
ANKARA	10267	1746	12013	1045	107	1152	7070	845	7915	18382	2698	21080
ANTALYA	220	89	309	31	28	59	159	44	203	410	161	571
ARTVIN	0	0	0	0	0	0	2	0	2	2	0	2
ARDAHAN	1	3	4	0	0	0	8	1	9	9	4	13
AKSARAY	1	0	1	0	0	0	7	2	9	8	2	10
AYDIN	31	21	52	3	4	7	29	23	52	63	48	111
BALIKESIR	172	63	235	151	68	219	63	44	107	386	175	561
BARTIN	0	0	0	2	0	2	10	0	10	12	0	12
BATMAN	0	0	0	0	0	0	0	0	0	0	0	0
BAYBURT	40	0	40	10	0	10	3	0	3	53	0	53
BILECIK	1	0	1	0	0	0	13	0	13	14	0	14
BINGOL	1	0	1	0	0	0	0	0	0	1	0	1
BITLIS	0	0	0	0	0	0	0	0	0	0	0	0
BOLU	47	13	60	52	14	66	34	18	52	133	45	178
BURDUR	2	1	3	3	4	7	0	0	0	5	5	10
BURSA	6143	1404	7547	448	100	548	944	182	1126	7535	1686	9221
CANAKKALE	51	1	52	62	0	62	11	5	16	124	6	130
CANKIRI	1	0	1	0	0	0	0	0	0	1	0	1
CORUM	10	1	11	0	0	0	19	0	19	29	1	30
DENIZLI	66	21	87	87	7	94	198	48	246	351	76	427
DIYARBAKIR	0	2	2	0	168	168	0	5	5	0	175	175
EDIRNE	4	45	49	2	65	67	11	50	61	17	160	177
ELAZIG	1	0	1	0	0	0	0	8	8	1	8	9
ERZINCAN	19	12	31	0	0	0	61	94	155	80	106	186
ERZURUM	0	2	2	6	5	11	1	2	3	7	9	16
ESKISEHIR	232	40	272	166	30	196	202	42	244	600	112	712
GAZIANTEP	25	3	28	0	0	0	108	17	125	133	20	153
GIRESUN	1	0	1	0	0	0	54	9	63	55	9	64
GUMUSHANE	0	0	0	1	0	1	2	0	2	3	0	3
HAKKARI	0	0	0	0	0	0	0	0	0	0	0	0
HATAY	0	0	0	0	0	0	8	0	8	8	0	8
IGDIR	19	1	20	10	2	12	4	5	9	33	8	41
ISPARTA	53	8	61	37	3	40	14	0	14	104	11	115
ICEL	17	5	22	13	1	14	20	6	26	50	12	62
ISTANBUL	147	11	158	16	0	16	367	22	389	530	33	563
PENDIK	24	0	24	57	38	95	303	45	348	384	83	467
IZMIR	167	63	230	55	27	82	967	158	1125	1189	248	1437
KARAMAN	2	0	2	0	0	0	2	0	2	4	0	4
KARS	6	0	6	0	0	0	14	0	14	20	0	20
KASTAMONU	4	1	5	0	0	0	6	5	11	10	6	16
KAYSERI	225	47	272	179	31	210	897	124	1021	1301	202	1503
KIRIKKALE	18	1	19	9	1	10	63	4	67	90	6	96
KIRKLARELI	0	0	0	0	0	0	0	0	0	0	0	0
KIRSEHIR	9	10	19	5	14	19	29	4	33	43	28	71
KOCAELI	53	4	57	16	2	18	121	32	153	190	38	228
KONYA	406	124	530	96	32	128	130	29	159	632	185	817
KUTAHYA	24	7	31	0	0	0	30	4	34	54	11	65
MALATYA	25	6	31	14	71	85	28	0	28	67	77	144
MANISA	12	3	15	6	0	6	395	148	543	413	151	564
K.MARAS	0	0	0	0	0	0	24	0	24	24	0	24
MARDIN	1	0	1	0	0	0	0	0	0	1	0	1
MUGLA	75	1	76	3	0	3	310	7	317	388	8	396
MUS	1	0	1	21	0	21	17	0	17	39	0	39
NEVSEHIR	16	1	17	0	0	0	11	2	13	27	3	30
NIGDE	8	3	11	0	2	2	23	5	28	31	10	41
ORDU	5	7	12	0	14	14	5	8	13	10	29	39
RIZE	3	0	3	0	0	0	3	0	3	6	0	6
SAKARYA	7	0	7	0	0	0	23	0	23	30	0	30
SAMSUN	210	67	277	276	136	412	438	251	689	924	454	1378
SIIRT	0	0	0	0	0	0	0	0	0	0	0	0
SINOP	0	0	0	0	0	0	0	2	2	0	2	2
SIRNAK	0	0	0	0	0	0	0	0	0	0	0	0
SIVAS	3	2	5	0	0	0	10	6	16	13	8	21
TEKIRDAG	0	0	0	0	0	0	0	1	1	0	1	1
TOKAT	0	0	0	0	0	0	0	7	7	0	7	7
TRABZON	21	5	26	25	9	34	49	37	86	95	51	146
TUNCELI	5	0	5	1	0	1	0	0	0	6	0	6
SANLIURFA	35	26	61	4	0	4	65	8	73	104	34	138
USAK	33	23	56	23	21	44	39	35	74	95	79	174
VAN	0	0	0	0	0	0	0	0	0	0	0	0
YOZGAT	40	2	42	19	1	20	62	12	74	121	15	136
ZONGULDAK	56	20	76	30	22	52	18	12	30	104	54	158
TOPLAM (TOTAL)	21541	5222	26763	3432	1186	4618	14448	2596	17044	39421	9004	48425

İŞVERENE YAPILAN TAKDİM
(TOPLAM - ERKEK-KADIN)
PRESENTATIONS MADE TO THE EMPLOYERS
(TOTAL - MALE-FEMALE)

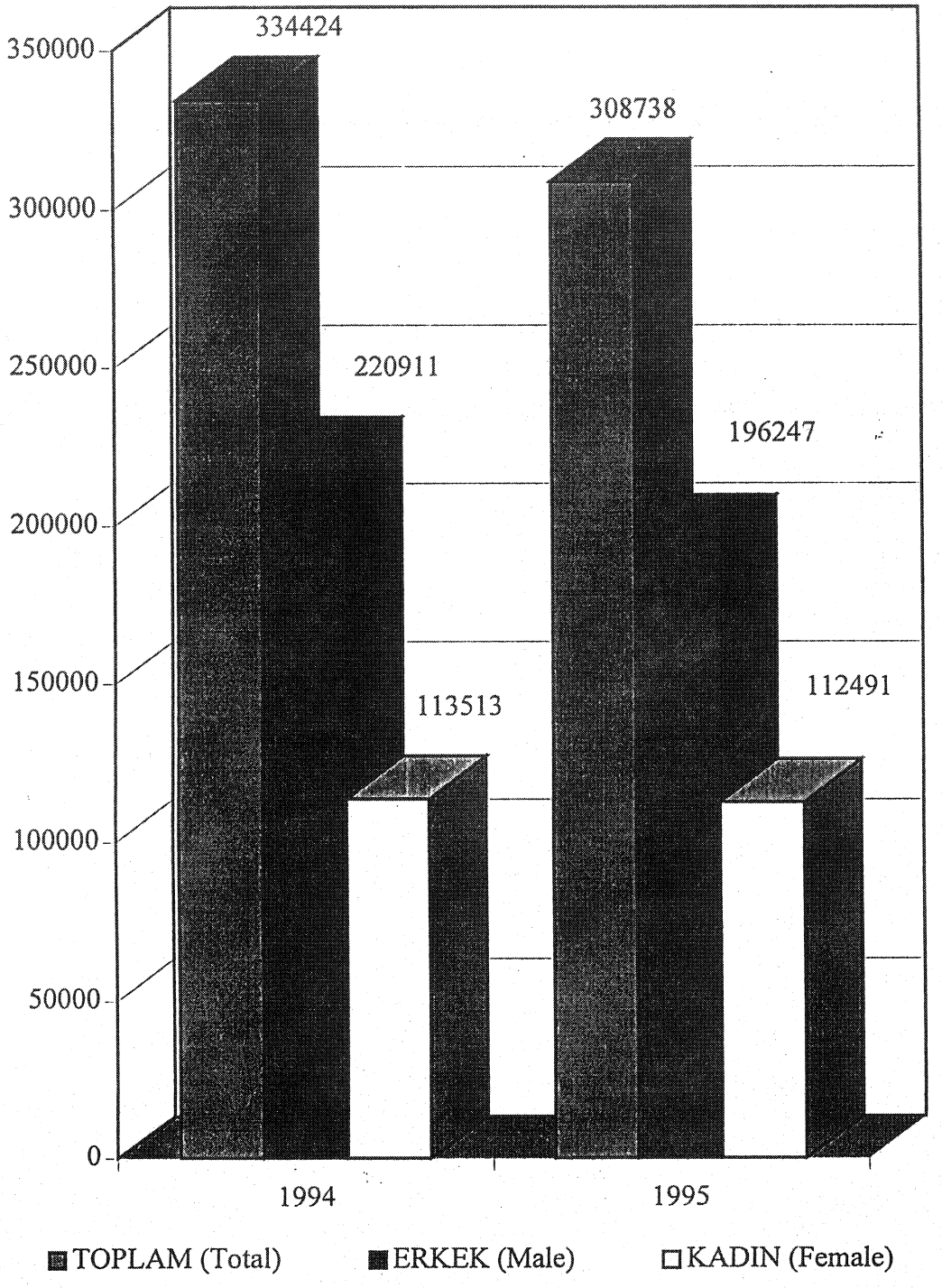

V. BÖLÜM : İŞE YERLEŞTİRME
PART V: PLACEMENTS

TABLO 17
1995 YILI ICINDE YAPILAN YERLESTIRME
(MESLEKLERE GORE)

TABLE 17
PLACEMENTS IN 1995
(BY OCCUPATIONS)

MESLEKLER	YIL ICINDE YAPILAN YERLESTIRME / PLACEMENTS DURING THE YEAR: KAMU / PUBLIC: ERKEK / MALE	KADIN / FEMALE	TOPLAM / TOTAL	GENEL TOPLAMA ORANI % / GENERAL SHARE IN %	ÖZEL / PRIVATE: ERKEK / MALE	KADIN / FEMALE	TOPLAM / TOTAL	GENEL TOPLAMA ORANI % / GENERAL SHARE IN %	TOPLAM / TOTAL: ERKEK / MALE	KADIN / FEMALE	TOPLAM / TOTAL	GENEL TOPLAMA ORANI % / GENERAL SHARE IN %	OCCUPATIONS
KIMYAGER VE FIZIKCI	7	6	13	.01	87	14	101	.08	94	20	114	.04	CHEMIST, PHYSICIST
MIMAR VE MUHENDISLER	144	68	212	.15	206	46	252	.2	350	114	464	.18	ARCHITECTS AND,ENGINEERS
TEKNIK RESSAMLAR	23	4	27	.02	54	23	77	.06	77	27	104	.04	DRAFTSMEN
TOPOGRAFLAR VE TEKNISYENLER	169	16	185	.13	294	36	330	.26	463	52	515	.19	TOPOGRAPHS AND TECHNICIANS
HEKIMLER,VETERINERLER VE ILG. PERSONEL	14	10	24	.02	4	3	7	.01	18	13	31	.01	DOCTORS, VETERINERIANS AND RELATED PERSONNEL
ECZACI,ECZACI YARD.VE BES.UZMANI	0	1	1	0	5	4	9	.01	5	5	10	0	PHARMACIST,ASSISTANT PHARMACIST AND DIETICIAN
HEMSIRE, EBE VE TIP TEKNISYENLERI	57	16	73	.05	19	16	35	.03	76	32	108	.04	NURSES, MIDWIVES,MEDICAL TECHNICIANS
DIGER PROFESYONEL TEK. VE ILGILI PERS.	152	45	197	.14	98	315	413	.33	250	360	610	.23	OTHER PROFESSIONAL,TECHNICAL AND RELATED PERSONNEL
YONETICILER	12	6	18	.01	77	32	109	.09	89	38	127	.05	ADMINISTRATORS
DAKTILOLAR VE BILGISAYAR OPERATORLERI	44	52	96	.07	287	1595	1882	1.51	331	1647	1978	.75	TYPISTS AND COMPUTER OPERATORS
MUHASEBE VE KASADAR	20	18	38	.03	404	853	1257	1.01	424	871	1295	.49	ACCOUNTANTS AND CASHIERS
NAKLIYE VE HABERLESME ELEMANLARI	98	12	110	.08	21	22	43	.03	119	34	153	.06	TRANSPORTATION AND COMMUNICATION PERSONNEL
BURO NEZARETCILERI VE BURO ELEMANLARI	496	214	710	.51	1195	1700	2895	2.32	1691	1914	3605	1.36	BUREAU SUPERVISORS AND PERSONNEL
SATIS ISCILERI	174	1	175	.13	177	46	223	.18	351	47	398	.15	SALESMEN
ASCILAR	380	5	385	.28	348	101	449	.36	728	106	834	.32	COOKS
GARSONLAR VE BARMENLER	170	7	177	.13	1603	306	1909	1.53	1773	313	2086	.79	WAITERS AND BARMANS
DIGER HIZMET ISCILERI	550	166	716	.51	6276	9617	15893	12.74	6826	9783	16609	6.29	OTHER SERVICE WORKERS
TARIM,ORMAN ISCISI,BALIKCI AVCI	1321	162	1483	1.06	12348	61342	73690	59.08	13669	61504	75173	28.46	AGRICULTURE AND FOREST WORKERS,FISHERMEN, HUNTERS
URETIM NEZARETCILERI VE USTABASILAR	98	0	98	.07	151	1	152	.12	249	1	250	.09	PRODUCTION SUPERVISORS AND FOREMEN
MADENCILER-TASOCAKCILAR	237	0	237	.17	2	0	2	0	239	0	239	.09	MINERS - QUARRY WORKERS
METAL ISLEMCILER	1	0	1	0	27	0	27	.02	28	0	28	.01	METAL PROCESSING WORKERS
AGAC HAZIRLAMA ISCILERI	0	0	0	0	21	0	21	.02	21	0	21	.01	WOOD PREPARING WORKERS
KAGIT HAMURU VE KAGIT IMALI ISCILERI	18	0	18	.01	0	0	0	0	18	0	18	.01	PAPER PULP AND PAPER PRODUCTION WORKERS
KIMYASAL ISLEMCILER VE ILGILI ISCILER	21	0	21	.02	3	0	3	0	24	0	24	.01	CHEMICAL PROCESSING WORKERS AND THE LIKE
ELYAF HAZIRLAYICI IPLIKCI VE SARICI	0	0	0	0	330	307	637	.51	330	307	637	.24	FIBER PREPARATION,THREAD MAKING AND SPINNING WORKERS
DOKUMACI,ORUCU VE ILGILI ISCILER	0	460	460	.33	193	438	631	.51	193	898	1091	.41	WEAVERS,DARNERS AND THE LIKE
KASARLAYICI,BOYACI VE DIGER DOKU.ISCI.	0	0	0	0	16	167	183	.15	16	167	183	.07	BLEACHING WORKERS,DYERS AND OTHER TEXTILE WORKERS
DEBAGLAR VE DERI ISCILERI	0	0	0	0	0	0	0	0	0	0	0	0	TANNERS AND LEATHER WORKERS
DEGIRMEN,FIRIN, ICKI VE BESIN ISCILERI	117	6	123	.09	68	7	75	.06	185	13	198	.07	MILL, OVEN, BEVERAGE AND FOOD PRODUCTION WORKERS
TUTUN VE SIGARA IMALI ISCILERI	0	0	0	0	0	0	0	0	0	0	0	0	TOBACCO AND CIGARETTE PRODUCTION WORKERS
TERZILER,KURK VE SAPKA ISCILERI	7	21	28	.02	96	727	823	.66	103	748	851	.32	TAILORS, FUR AND HAT WORKERS
KESICI,DIKISCI VE DOSEMECILER	3	2	5	0	205	1316	1521	1.22	208	1318	1526	.58	CUTTERS, SEWERS AND UPHOLSTERERS
AYAKKABI VE DERI ESYA IMALI ISCI.	7	0	7	.01	53	35	88	.07	60	35	95	.04	SHOE AND LEATHER ARTICLES PRODUCTION WORKERS
MOBILYA VE ILGILI AGAC ISCILERI	11	0	11	.01	258	0	258	.21	269	0	269	.1	FURNITURE AND RELEVANT WOOD WORKERS
TAS KESICILER VE OYMA ISCILERI	4	0	4	0	15	9	24	.02	19	9	28	.01	STONE CUTTING AND EKGRAVING WORKERS
DEMIRCI (GENEL)	1	0	1	0	21	0	21	.02	22	0	22	.01	IRONSMITHS (GENERAL)
SOGUK DEMIRCI	3	0	3	0	27	0	27	.02	30	0	30	.01	COLD IRON WORKERS
TORNA TEZGAHI OPRT.(METAL)	21	0	21	.02	416	0	416	.33	437	0	437	.17	LATHE WORKBENCH OPERATOR (METAL)
FREZE TEZGAHI OPRT.(METAL)	5	0	5	0	48	0	48	.04	53	0	53	.02	MILLING CUTTER WORKBENCH OPERATOR(METAL)
MATKAP TEZGAHI OPR.(METAL)	1	0	1	0	11	0	11	.01	12	0	12	0	DRILL BENCH OPERATOR (METAL)
DIGER METAL TEZGAH AYARCI VE OPRT.	139	0	139	.1	404	0	404	.32	543	0	543	.21	OTHER METAL WORKBENCH ADJUSTERS AND OPERATORS
MOTORLU ARAC TAMIRCI VE MAKINISTLERI	260	0	260	.19	134	4	138	.11	394	4	398	.15	MOTORIZED VEHICLE REPAIRMEN MECHANICS
DIGER MAKINA MONTOR VE TAMIRCI MAKI.	749	0	749	.54	79	8	87	.07	828	8	836	.32	OTHER MACHINE ASSEMBLING AND REPAIRING MECHANICS
ELEKTRIK VE ELEKTRONIK MONTORLERI	76	0	76	.05	111	0	111	.09	187	0	187	.07	ELECTRICAL AND ELECTRONIC ASSEMBLY WORKERS
ELEKTRIK TESISATCILARI	177	0	177	.13	534	16	550	.44	711	16	727	.28	ELECTRICAL INSTALLERS
DIGER ELEKTRIK,ELEKTRONIK ISCILERI	3	0	3	0	9	13	22	.02	12	13	25	.01	OTHER ELECTRICAL AND ELECTRONICAL WORKERS
YAYIN SES CIHAZLARI OPERATORLERI	21	0	21	.02	0	0	0	0	21	0	21	.01	VOCAL ANNOUNCEMENT DEVICES OPERATORS
SIHHI TESISATCILAR VE BORU TESISATCISI	91	0	91	.07	147	0	147	.12	238	0	238	.09	SANITARY FACILITIES INSTALLERS AND PLUMBERS
KAYNAKCILAR VE PURMUZCULER	94	0	94	.07	935	0	935	.75	1029	0	1029	.39	WELDERS AND TORCH OPERATORS
METAL LEVHA VE METAL INS.HAZ.VE MONT.	60	0	60	.04	186	10	196	.16	246	10	256	.1	METAL PLATE AND METAL CONSTRUCTION PREPARING AND ASSEMBLING WORKERS
MUCEVHER,CAM,KIL VE PORSELEN ISCILERI	1	0	1	0	48	69	117	.09	49	69	118	.04	JEWELLERY,GLASS,CLAY AND PORCELAIN WORKERS
KAUCUK,PLASTIK URUN VE TASIT LAS.IN.IS.	2	0	2	0	39	0	39	.03	41	0	41	.02	RUBBER,PLASTIC AND AUTO TIRES PRODUCTION WORKERS
KAGIT KARTON VE KAGIT ESYA IMALI ISCI.	0	0	0	0	0	0	0	0	0	0	0	0	PAPER,CARDBOARD AND PAPER MADE ARTICLES WORKERS
MURETTIPLER,MATBAA ISCILERI	43	0	43	.03	42	1	43	.03	85	1	86	.03	TYPESETTERS,PRINTING-HOUSE WORKERS
INSAAT BOYACILARI	21	0	21	.02	20	0	20	.02	41	0	41	.02	CONSTRUCTION PAINTERS
DIGER BOYACILAR	6	0	6	0	98	0	98	.08	104	0	104	.04	OTHER PAINTERS
DIGER IMALAT ISCILERI VE ILGILI ISCILER	68	0	68	.05	7	8	15	.01	75	8	83	.03	OTHER PRODUCTION WORKERS,RELEVANT WORKERS
DUVARCI (TUGLA,TAS)(INSAAT)	62	0	62	.04	39	0	39	.03	101	0	101	.04	MASONS (BRICK-STONE-CONSTRUCTION)
BETON KALIPCISI	14	0	14	.01	5	0	5	0	19	0	19	.01	CONCRETE MOLDERS
INSAAT BETON DEMIRI ISCISI	7	0	7	.01	2	0	2	0	9	0	9	0	IRON CONCRETE CONSTRUCTION WORKERS
MARANGOZ VE DOGRAMACILAR	138	0	138	.1	209	15	224	.18	347	15	362	.14	CARPENTERS AND JOINERS
SIVACILAR	6	0	6	0	4	0	4	0	10	0	10	0	PLASTERERS
MERMER VE KARO FAYANS DOSEYICI	4	0	4	0	13	2	15	.01	17	2	19	.01	MARBLE AND FAIENCE LAYING WORKERS
DIGER INSAAT VE ILGILI ISLER	385	11	396	.28	38	5	43	.03	423	16	439	.17	OTHER CONSTRUCTION AND RELEVANT WORKERS
ATESCI (BUHAR KAZANI)	375	0	375	.27	174	2	176	.14	549	2	551	.21	STOCKERS(BOILER)
DIGER SABIT MOTOR VE ILGILI TECHIZAT OP.	22	0	22	.02	8	1	9	.01	30	1	31	.01	OPERATORS OF OTHER FIXED MOTORS AND RELEVANT EQUIPMENT
VINC VE CERASKAL OPERATORLERI	8	0	8	.01	2	0	2	0	10	0	10	0	CRANE AND LIFTING OPERATORS
INSAAT MAKINALARI OPERATORLERI	189	0	189	.14	12	0	12	.01	201	0	201	.08	CONSTRUCTION MACHINES OPERATORS
TAHMIL-TAHLIYE ISCILERI MALZ.TAS.OPE.	181	12	193	.14	100	0	100	.08	281	12	293	.11	LOADING - UNLOADING WORKERS AND MATERIAL TRANSPORTATION OPERATORS
AGIR VASITA SOFORLERI	1215	0	1215	.87	381	1	382	.31	1596	1	1597	.6	HEAVY VEHICLE DRIVERS
DIGER TASIMA ARAC.SURUCU VE ILG.ELEMAN.	55	0	55	.04	71	0	71	.06	126	0	126	.05	OTHER TRANSPORT VEHICLE DRIVERS AND RELEVANT PERSONNEL
BEDEN ISCISI	120532	8672	129204	92.7	13107	3073	16180	12.97	133639	11745	145384	55.05	UNQUALIFIED WORKERS
TOPLAM	129390	9993	139383	100	42422	82306	124728	100	171812	92299	264111	100	TOTAL

TABLO 19
1995 YILI ICINDE TARIM DISI VE TARIM ICI SEKTORLERE GORE
ISE YERLESTIRILENLER (SUREKLI/SUREKSIZ-FERDI/TOPLU)
TABLE 19
PLACEMENTS IN AGRICULTURAL AND NON-AGRICULTURAL SECTORS
IN 1995 (PERMANENT/TEMPORARY-INDIVIDUAL/COLLECTIVE)

	TARIM DISI NON-AGRICULTURAL							TARIM ICI AGRICULTURAL															
										TOPLU COLLECTIVE													
										KURUM KANALI ILE BY MEANS OF EMP. AND PL.ORGANISATION		TARIM ARACILARI ELI ILE BY MEANS OF AGRICULTURAL MEDIATORS											
	SUREKLI PERMANENT		SUREKSIZ TEMPORARY		TOPLAM TOTAL			FERDI INDIVIDUAL										GENEL TOPLAM GENERAL TOTAL					
ILLER PROVINCES	ERKEK MALE	KADIN FEMALE	ERKEK MALE	KADIN FEMALE	ERKEK MALE	KADIN FEMALE	TOPLAM TOTAL	ERKEK MALE	KADIN FEMALE	ERKEK MALE	KADIN FEMALE	ERKEK MALE	KADIN FEMALE	ERKEK MALE	KADIN FEMALE	TOPLAM TOTAL	ERKEK MALE	KADIN FEMALE	TOPLAM TOTAL				
ADANA	1172	447	45	12	1217	459	1676	47	6	0	0	15629	25061	15676	25067	40743	16893	25526	42419				
ADIYAMAN	1064	129	0	0	1064	129	1193	542	47	0	0	0	0	542	47	589	1606	176	1782				
AFYON	2173	107	0	0	2173	107	2280	53	9	0	0	0	0	53	9	62	2226	116	2342				
AGRI	2042	48	0	0	2042	48	2090	49	14	0	0	0	0	49	14	63	2091	62	2153				
AMASYA	1340	151	0	0	1340	151	1491	63	0	0	0	0	0	63	0	63	1403	151	1554				
ANKARA	6282	1271	1168	341	7450	1612	9062	1527	285	0	0	15	5	1542	290	1832	8992	1902	10894				
ANTALYA	2596	255	1	0	2597	255	2852	254	136	0	0	0	0	254	136	390	2851	391	3242				
ARTVIN	3608	111	0	0	3608	111	3719	932	89	0	0	0	0	932	89	1021	4540	200	4740				
ARDAHAN	108	22	0	0	108	22	130	0	0	0	0	0	0	0	0	0	108	22	130				
AKSARAY	510	57	0	0	510	57	567	54	12	0	0	0	0	54	12	66	564	69	633				
AYDIN	2258	518	0	1	2258	519	2777	64	183	0	0	463	1688	527	1871	2398	2785	2390	5175				
BALIKESIR	2064	107	0	0	2064	107	2171	68	19	0	0	0	0	68	19	87	2132	126	2258				
BARTIN	179	79	263	7	442	86	528	45	8	0	0	0	0	45	8	53	487	94	581				
BATMAN	160	16	0	0	160	16	176	6	0	0	0	0	0	6	0	6	166	16	182				
BAYBURT	211	3	0	0	211	3	214	15	2	0	0	0	0	15	2	17	226	5	231				
BILECIK	526	44	0	0	526	44	570	0	0	0	0	0	0	0	0	0	526	44	570				
BINGOL	104	10	0	0	104	10	114	0	0	0	0	0	0	0	0	0	104	10	114				
BITLIS	20	0	0	0	20	0	20	0	0	0	0	0	0	0	0	0	20	0	20				
BOLU	1570	153	0	0	1570	153	1723	571	176	0	0	0	0	571	176	747	2141	329	2470				
BURDUR	1877	74	0	0	1877	74	1951	19	3	0	0	0	0	19	3	22	1896	77	1973				
BURSA	2898	1155	23	2	2921	1157	4078	102	8	0	0	398	26394	500	26402	26902	3421	27559	30980				
CANAKKALE	1026	128	0	7	1026	135	1161	17	1	0	0	0	0	17	1	18	1043	136	1179				
CANKIRI	607	149	0	0	607	149	756	24	12	0	0	0	0	24	12	36	631	161	792				
CORUM	210	82	0	0	210	82	292	28	0	0	0	0	0	28	0	28	238	82	320				
DENIZLI	1326	417	0	0	1326	417	1743	129	6	0	0	0	0	129	6	135	1455	423	1878				
DIYARBAKIR	1666	33	0	0	1666	33	1699	53	4	0	0	0	0	53	4	57	1719	37	1756				
EDIRNE	1364	572	0	0	1364	572	1936	105	13	0	0	0	0	105	13	118	1469	585	2054				
ELAZIG	2345	99	0	0	2345	99	2444	355	85	0	0	0	0	355	85	440	2700	184	2884				
ERZINCAN	1689	94	0	0	1689	94	1783	139	253	0	0	0	0	139	253	392	1828	347	2175				
ERZURUM	1504	235	0	0	1504	235	1739	36	18	0	0	0	0	36	18	54	1540	253	1793				
ESKISEHIR	1063	308	401	42	1464	350	1814	44	44	0	0	0	0	44	44	88	1508	394	1902				
GAZIANTEP	1187	100	0	0	1187	100	1287	123	3	0	0	0	0	123	3	126	1310	103	1413				
GIRESUN	1621	108	4	8	1625	116	1741	338	29	0	0	0	0	338	29	367	1963	145	2108				
GUMUSHANE	657	94	17	0	674	94	768	59	0	0	0	0	0	59	0	59	733	94	827				
HAKKARI	748	20	0	0	748	20	768	0	0	0	0	0	0	0	0	0	748	20	768				
HATAY	769	85	11	8	780	93	873	8	2	0	0	722	433	730	435	1165	1510	528	2038				
IGDIR	270	162	20	3	290	165	455	76	13	0	0	0	0	76	13	89	366	178	544				
ISPARTA	2024	155	0	0	2024	155	2179	61	30	0	0	0	0	61	30	91	2085	185	2270				
ICEL	2351	472	0	0	2351	472	2823	828	85	0	0	50	150	878	235	1113	3229	707	3936				
ISTANBUL	2575	2120	33	4	2608	2124	4732	12	0	0	0	0	0	12	0	12	2620	2124	4744				
PENDIK	2385	864	0	0	2385	864	3249	4	0	0	0	0	0	4	0	4	2389	864	3253				
IZMIR	3609	865	372	74	3981	939	4920	8	8	0	0	0	0	8	8	16	3989	947	4936				
KARAMAN	283	36	0	0	283	36	319	85	5	0	0	0	0	85	5	90	368	41	409				
KARS	874	178	0	0	874	178	1052	90	6	0	0	0	0	90	6	96	964	184	1148				
KASTAMONU	1767	226	10	0	1777	226	2003	795	38	0	0	0	0	795	38	833	2572	264	2836				
KAYSERI	3237	386	0	0	3237	386	3623	19	10	0	0	0	0	19	10	29	3256	396	3652				
KIRIKKALE	694	18	0	0	694	18	712	71	0	0	0	0	0	71	0	71	765	18	783				
KIRKLARELI	1486	211	21	0	1507	211	1718	87	22	0	0	0	0	87	22	109	1594	233	1827				
KIRSEHIR	643	28	0	0	643	28	671	132	11	0	0	0	0	132	11	143	775	39	814				
KOCAELI	1057	191	0	0	1057	191	1248	12	0	0	0	0	0	12	0	12	1069	191	1260				
KONYA	5311	216	0	0	5311	216	5527	264	38	0	0	0	0	264	38	302	5575	254	5829				
KUTAHYA	1732	154	0	0	1732	154	1886	652	108	0	0	0	0	652	108	760	2384	262	2646				
MALATYA	1637	83	0	0	1637	83	1720	219	12	0	0	0	0	219	12	231	1856	95	1951				
MANISA	1401	816	29	46	1430	862	2292	91	6	160	2558	786	14440	1037	17004	18041	2467	17866	20333				
K.MARAS	498	34	0	0	498	34	532	28	0	0	0	0	0	28	0	28	526	34	560				
MARDIN	868	31	0	0	868	31	899	24	5	0	0	0	0	24	5	29	892	36	928				
MUGLA	1191	172	0	0	1191	172	1363	959	117	0	0	0	0	959	117	1076	2150	289	2439				
MUS	2016	112	0	0	2016	112	2128	141	0	0	0	0	0	141	0	141	2157	112	2269				
NEVSEHIR	668	41	0	0	668	41	709	31	7	0	0	0	0	31	7	38	699	48	747				
NIGDE	1438	45	0	0	1438	45	1483	88	10	0	0	0	0	88	10	98	1526	55	1581				
ORDU	1218	147	0	0	1218	147	1365	191	52	0	0	0	0	191	52	243	1409	199	1608				
RIZE	16295	116	0	0	16295	116	16411	0	0	0	0	0	0	0	0	0	16295	116	16411				
SAKARYA	472	76	0	0	472	76	548	38	90	0	0	0	0	38	90	128	510	166	676				
SAMSUN	1461	497	5862	602	7323	1099	8422	852	329	0	0	0	0	852	329	1181	8175	1428	9603				
SIIRT	36	0	0	0	36	0	36	0	0	0	0	0	0	0	0	0	36	0	36				
SINOP	590	35	0	0	590	35	625	178	1	0	0	0	0	178	1	179	768	36	804				
SIRNAK	431	8	0	0	431	8	439	0	0	0	0	0	0	0	0	0	431	8	439				
SIVAS	1762	184	0	0	1762	184	1946	41	0	0	0	0	0	41	0	41	1803	184	1987				
TEKIRDAG	1668	489	0	0	1668	489	2157	12	17	0	0	0	0	12	17	29	1680	506	2186				
TOKAT	3155	303	0	0	3155	303	3458	174	35	0	0	0	0	174	35	209	3329	338	3667				
TRABZON	6241	223	0	0	6241	223	6464	171	45	0	0	0	0	171	45	216	6412	268	6680				
TUNCELI	83	17	0	0	83	17	100	11	9	0	0	0	0	11	9	20	94	26	120				
SANLIURFA	2148	73	0	0	2148	73	2221	1121	16	0	0	0	0	1121	16	1137	3269	89	3358				
USAK	1202	275	0	0	1202	275	1477	7	4	0	0	0	0	7	4	11	1209	279	1488				
VAN	2598	362	0	0	2598	362	2960	27	0	0	0	0	0	27	0	27	2625	362	2987				
YOZGAT	1051	39	0	0	1051	39	1090	11	10	0	0	0	0	11	10	21	1062	49	1111				
ZONGULDAK	588	55	77	3	665	58	723	194	8	0	0	0	0	194	8	202	859	66	925				
TOPLAM(TOTAL):	131558	17796	8357	1160	139915	18956	158871	13674	2610	160	2558	18063	68171	31897	73343	105240	171812	92299	264111				

TABLO 20
1995 YILINDA ISE YERLESTIRILENLER
(YAS GRUPLARINA GORE)
TABLO 20
PLACEMENTS IN 1995
(BY AGE GROUPS)

ILLER / PROVINCES	14 ve KUCUK / 14 AND YOUNGER		15 - 19		20 - 24		25 - 29		30 - 34		35 - 39		40 - 44		45 - 64		65 VE FAZLA / 65 AND OLDER		TOPLAM / TOTAL		
	ERKEK: MALE:	KADIN: FEMALE:	ERKEK: MALE:	KADIN: FEMALE:	ERKEK: MALE:	KADIN: FEMALE:	ERKEK: MALE:	KADIN: FEMALE:	ERKEK: MALE:	KADIN: FEMALE:	ERKEK: MALE:	KADIN: FEMALE:	ERKEK: MALE:	KADIN: FEMALE:	ERKEK: MALE:	KADIN: FEMALE:	ERKEK: MALE:	KADIN: FEMALE:	ERKEK: MALE:	KADIN: FEMALE:	TOPLAM: TOTAL:
ADANA	0	5	49	90	263	167	16047	25179	240	55	147	18	73	5	72	6	2	1	16893	25526	42419
ADIYAMAN	0	0	16	50	317	59	352	38	402	27	314	1	160	0	45	1	0	0	1606	176	1782
AFYON	0	0	34	40	161	22	1524	19	448	23	36	9	11	1	6	2	6	0	2226	116	2342
AGRI	0	0	8	5	33	4	34	2	1227	12	749	38	18	1	22	0	0	0	2091	62	2153
AMASYA	0	0	20	21	119	33	1163	89	61	3	24	3	10	2	6	0	0	0	1403	151	1554
ANKARA	2	2	203	157	1223	457	4518	851	1640	183	1133	216	147	17	121	17	5	2	8992	1902	10894
ANTALYA	0	0	41	16	294	87	2228	260	160	24	55	4	49	0	24	0	0	0	2851	391	3242
ARTVIN	0	0	3	0	34	7	4479	191	11	2	10	0	2	0	1	0	0	0	4540	200	4740
ARDAHAN	0	0	3	2	6	9	76	10	17	1	4	0	2	0	0	0	0	0	108	22	130
AKSARAY	0	0	27	5	65	30	334	24	45	4	50	1	18	1	24	4	1	0	564	69	633
AYDIN	0	3	62	104	285	140	2118	2027	169	34	83	38	37	21	28	21	3	2	2785	2390	5175
BALIKESIR	5	3	16	12	113	37	1864	60	75	9	35	3	13	2	11	0	0	0	2132	126	2258
BARTIN	0	0	0	29	110	37	281	21	92	7	2	0	2	0	0	0	0	0	487	94	581
BATMAN	0	0	1	0	105	11	30	0	26	5	3	0	0	0	1	0	0	0	166	16	182
BAYBURT	0	0	4	0	7	1	184	3	15	0	8	1	7	0	1	0	0	0	226	5	231
BILECIK	0	0	4	1	31	4	444	37	20	1	16	1	8	0	3	0	0	0	526	44	570
BINGOL	0	0	0	0	4	0	8	0	86	10	5	0	1	0	0	0	0	0	104	10	114
BITLIS	0	0	0	0	5	0	13	0	2	0	0	0	0	0	0	0	0	0	20	0	20
BOLU	0	0	5	14	126	64	140	42	105	21	1742	186	17	1	6	1	0	0	2141	329	2470
BURDUR	0	0	5	13	41	16	1774	45	36	1	24	2	8	0	8	0	0	0	1896	77	1973
BURSA	2	0	187	165	757	357	1299	26686	539	148	367	113	167	54	100	33	3	3	3421	27559	30980
CANAKKALE	0	4	7	21	74	20	246	17	275	35	251	17	121	4	49	16	20	2	1043	136	1179
CANKIRI	0	0	10	43	89	57	467	57	37	2	21	1	4	1	3	0	0	0	631	161	792
CORUM	0	0	22	28	52	29	77	8	35	7	19	5	18	4	15	1	0	0	238	82	320
DENIZLI	6	3	60	73	308	131	768	138	220	53	69	10	14	7	10	7	0	1	1455	423	1878
DIYARBAKIR	0	3	3	15	827	11	358	6	238	2	253	0	9	0	31	0	0	0	1719	37	1756
EDIRNE	0	0	61	206	97	126	1188	211	76	24	25	13	14	4	8	1	0	0	1469	585	2054
ELAZIG	0	0	2	0	16	3	2572	161	85	5	8	7	12	5	5	3	0	0	2700	184	2884
ERZINCAN	0	0	9	28	54	22	1680	282	37	8	19	5	17	2	12	0	0	0	1828	347	2175
ERZURUM	0	0	12	83	194	86	1303	81	13	3	6	0	7	0	5	0	0	0	1540	253	1793
ESKISEHIR	0	0	3	111	668	84	210	111	557	81	64	4	5	2	1	1	0	0	1508	394	1902
GAZIANTEP	0	0	49	24	153	32	931	25	100	11	49	6	19	3	9	2	0	0	1310	103	1413
GIRESUN	0	0	14	22	48	12	1872	100	16	8	8	2	3	1	2	0	0	0	1963	145	2108
GUMUSHANE	0	0	13	32	31	16	647	44	19	2	7	0	8	0	8	0	0	0	733	94	827
HAKKARI	1	0	4	0	4	0	730	20	3	0	1	0	0	0	5	0	0	0	748	20	768
HATAY	0	1	16	11	96	27	1009	474	187	11	91	3	59	0	41	1	11	0	1510	528	2038
IGDIR	0	0	0	31	76	52	221	40	39	11	29	9	1	5	0	23	0	7	366	178	544
ISPARTA	0	0	15	15	91	19	1880	145	51	4	29	2	13	0	6	0	0	0	2085	185	2270
ICEL	1	0	13	118	278	194	2323	329	307	46	155	14	93	4	59	2	0	0	3229	707	3936
ISTANBUL	4	5	428	921	725	820	583	231	441	85	282	33	111	11	43	8	3	10	2620	2124	4744
PENDIK	0	0	4	64	243	375	1890	368	148	51	64	6	25	0	15	0	0	0	2389	864	3253
IZMIR	13	12	910	268	1128	327	854	128	547	82	297	62	138	35	95	31	7	2	3989	947	4936
KARAMAN	0	0	4	2	331	37	20	2	9	0	3	0	0	0	1	0	0	0	368	41	409
KARS	0	0	6	62	181	52	271	43	276	24	154	3	64	0	12	0	0	0	964	184	1148
KASTAMONU	0	4	7	67	2461	146	57	15	29	13	11	10	1	4	6	5	0	0	2572	264	2836
KAYSERI	0	0	70	33	770	111	2063	176	203	31	105	26	29	11	16	8	0	0	3256	396	3652
KIRIKKALE	0	0	7	4	50	10	596	1	62	3	31	0	18	0	1	0	0	0	765	18	783
KIRKLARELI	0	0	21	51	42	45	1483	117	25	9	10	4	9	6	4	1	0	0	1594	233	1827
KIRSEHIR	0	0	0	0	45	4	686	34	33	0	11	1	0	0	0	0	0	0	775	39	814
KOCAELI	0	0	52	55	375	75	313	38	153	13	102	5	41	4	33	1	0	0	1069	191	1260
KONYA	0	0	30	32	202	71	5076	114	148	27	69	6	28	3	22	1	0	0	5575	254	5829
KUTAHYA	0	0	39	31	201	61	1947	152	91	14	54	2	31	1	21	1	0	0	2384	262	2646
MALATYA	0	0	4	4	25	8	1746	78	49	2	17	1	13	1	2	1	0	0	1856	95	1951
MANISA	0	0	32	70	187	82	2015	17614	108	41	81	28	23	10	21	21	0	0	2467	17866	20333
K.MARAS	0	0	16	7	76	14	101	8	102	5	102	0	64	0	65	0	0	0	526	34	560
MARDIN	0	0	5	0	8	0	844	35	11	1	8	0	9	0	6	0	1	0	892	36	928
MUGLA	0	0	38	37	224	71	1737	148	96	18	23	6	19	5	12	4	1	0	2150	289	2439
MUS	0	0	8	67	594	29	674	14	523	2	308	0	46	0	4	0	0	0	2157	112	2269
NEVSEHIR	0	0	7	11	40	19	580	18	28	0	19	0	14	0	11	0	0	0	699	48	747
NIGDE	0	0	65	11	75	18	1331	24	25	1	13	1	10	0	7	0	0	0	1526	55	1581
ORDU	0	0	27	41	81	37	1169	104	75	11	35	3	11	2	11	1	0	0	1409	199	1608
RIZE	0	0	2	1	6	4	16264	109	9	1	12	1	2	0	0	0	0	0	16295	116	16411
SAKARYA	0	0	16	23	231	60	151	48	77	26	23	4	10	2	1	3	1	0	510	166	676
SAMSUN	0	2	152	148	3555	646	3738	587	594	31	73	7	34	5	23	2	6	0	8175	1428	9603
SIIRT	0	0	1	0	3	0	13	0	7	0	8	0	2	0	1	0	1	0	36	0	36
SINOP	0	0	4	0	21	6	697	28	18	1	18	1	8	0	2	0	0	0	768	36	804
SIRNAK	0	0	9	1	74	3	94	1	82	1	57	0	37	2	35	0	43	0	431	8	439
SIVAS	0	0	16	27	37	21	1709	134	26	2	12	0	1	0	2	0	0	0	1803	184	1987
TEKIRDAG	0	0	100	183	574	136	694	103	155	39	91	25	33	16	33	4	0	0	1680	506	2186
TOKAT	1	0	54	78	140	60	2815	158	147	15	84	10	46	9	41	8	1	0	3329	338	3667
TRABZON	0	0	16	8	61	20	6229	230	64	7	19	3	15	0	7	0	1	0	6412	268	6680
TUNCELI	0	0	0	0	29	11	29	15	16	0	18	0	1	0	1	0	0	0	94	26	120
S.URFA	0	0	5	1	126	7	2999	80	125	1	6	0	7	0	1	0	0	0	3269	89	3358
USAK	0	0	28	66	829	142	326	54	19	9	5	5	2	3	0	0	0	0	1209	279	1488
VAN	0	0	4	253	17	50	2602	58	0	1	0	0	1	0	1	0	0	0	2625	362	2987
YOZGAT	0	0	0	3	49	12	929	30	57	3	21	1	6	0	0	0	0	0	1062	49	1111
ZONGULDAK	0	0	1	3	179	43	480	15	127	3	59	1	8	1	5	0	0	0	859	66	925
TOPLAM(TOTAL):	35	47	5189	4218	21250	6096	123197	78945	12416	1456	8216	987	2084	278	1309	242	116	30	171812	92299	264111

TABLO 21
1995 YILINDA ISE YERLESTIRILENLER
(EGITIM DUZEYLERINE GORE)
TABLE 21
PLACEMENTS IN 1995
(BY EDUCATIONAL STATUS)

ILLER / PROVINCES	OKUMA-YAZMA BILMEYENLER / ILLITERATE		OKUR-YAZAR OLANLAR / LITERATE		ILK OKUL / PRIMARY SCHOOL		ORTA VE DENGI / JUNIOR HIGH SCHOOL AND ITS EQUIVALENT		SANAT ORTA / VOCATIONAL JUNIOR HIGH SCHOOL		LISE VE DENGI / HIGH SCHOOL AND ITS EQUIVALENT		SANAT LISESI / VOCATIONAL HIGH SCHOOL		LISE USTU / HIGHER EDUCATION (MAX.2 YEARS)		YUKSEK OKUL / UNIVERSITY		TOPLAM / TOTAL		
	ERKEK: MALE:	KADIN: FEMALE:	ERKEK: MALE:	KADIN: FEMALE:	ERKEK: MALE:	KADIN: FEMALE:	ERKEK: MALE:	KADIN: FEMALE:	ERKEK: MALE:	KADIN: FEMALE:	ERKEK: MALE:	KADIN: FEMALE:	ERKEK: MALE:	KADIN: FEMALE:	ERKEK: MALE:	KADIN: FEMALE:	ERKEK: MALE:	KADIN: FEMALE:	ERKEK: MALE:	KADIN: FEMALE:	TOPLAM: TOTAL:
ADANA	7	4	19	6	16349	25269	173	53	0	0	158	118	119	49	20	10	48	17	16893	25526	42419
ADIYAMAN	7	0	4	0	1360	149	73	5	0	0	131	19	15	0	12	1	4	2	1606	176	1782
AFYON	6	0	1	0	2010	64	88	3	0	0	45	43	57	2	5	3	14	1	2226	116	2342
AGRI	4	1	5	0	2010	50	26	2	0	1	30	5	9	0	5	0	2	3	2091	62	2153
AMASYA	1	0	1	0	1264	120	51	5	0	0	57	22	17	0	10	1	2	3	1403	151	1554
ANKARA	12	5	18	4	6524	905	1255	203	0	0	737	692	267	21	18	4	161	68	8992	1902	10894
ANTALYA	1	1	3	1	2578	286	96	12	0	0	131	60	17	4	4	0	21	27	2851	391	3242
ARTVIN	0	0	1	0	4468	187	27	5	0	0	31	6	4	0	5	0	4	2	4540	200	4740
ARDAHAN	0	0	1	0	78	8	9	2	0	0	16	12	3	0	0	0	1	0	108	22	130
AKSARAY	2	0	0	1	461	22	47	0	0	0	34	32	8	0	1	0	11	14	564	69	633
AYDIN	8	22	11	12	2463	2107	94	23	0	0	90	156	75	33	20	7	24	30	2785	2390	5175
BALIKESIR	222	5	0	0	1785	73	48	4	0	0	43	34	20	4	6	5	8	1	2132	126	2258
BARTIN	0	0	0	0	452	54	6	13	0	0	18	25	10	0	1	0	0	2	487	94	581
BATMAN	0	0	0	0	30	0	27	0	0	0	65	15	32	0	4	1	8	0	166	16	182
BAYBURT	1	0	0	0	206	5	4	0	0	0	12	0	1	0	1	0	1	0	226	5	231
BILECIK	3	0	4	0	474	39	28	0	0	0	6	5	4	0	3	0	4	0	526	44	570
BINGOL	1	0	1	0	94	10	6	0	0	0	1	0	1	0	0	0	0	0	104	10	114
BITLIS	0	0	0	0	9	0	4	0	0	0	7	0	0	0	0	0	0	0	20	0	20
BOLU	0	1	1	0	2029	280	20	10	4	1	24	25	44	6	8	2	11	4	2141	329	2470
BURDUR	0	0	0	0	1846	42	21	2	0	0	14	31	9	2	1	0	5	0	1896	77	1973
BURSA	9	7	20	27	2313	26906	377	172	0	0	239	249	320	99	59	39	84	60	3421	27559	30980
CANAKKALE	16	1	16	0	556	73	261	26	0	0	152	33	27	1	6	0	9	2	1043	136	1179
CANKIRI	1	0	0	0	493	85	41	13	0	0	46	46	41	14	0	0	9	3	631	161	792
CORUM	3	0	0	2	158	45	20	5	0	0	19	29	18	1	12	0	8	0	238	82	320
DENIZLI	13	13	10	5	1057	282	105	27	22	3	136	80	81	4	19	4	12	5	1455	423	1878
DIYARBAKIR	1	0	14	5	1187	15	214	4	0	0	267	9	34	2	0	0	2	2	1719	37	1756
EDIRNE	7	1	1	0	1342	405	56	75	0	0	43	88	10	4	2	1	8	11	1469	585	2054
ELAZIG	3	0	135	0	2534	178	10	0	0	0	11	3	6	0	0	0	1	3	2700	184	2884
ERZINCAN	2	4	4	0	1749	305	38	4	0	0	21	32	5	0	4	1	5	1	1828	347	2175
ERZURUM	4	0	6	36	1495	195	14	5	0	0	8	15	6	1	0	0	7	1	1540	253	1793
ESKISEHIR	0	0	2	0	1336	320	40	7	0	0	26	56	85	3	4	0	15	8	1508	394	1902
GAZIANTEP	11	2	6	10	1096	32	64	8	0	0	73	43	29	3	5	0	26	5	1310	103	1413
GIRESUN	0	1	1	1	1897	123	6	2	2	0	38	16	12	0	0	0	7	2	1963	145	2108
GUMUSHANE	0	0	3	0	670	57	21	10	0	0	21	17	13	9	0	0	5	1	733	94	827
HAKKARI	0	0	0	0	735	20	2	0	0	0	11	0	0	0	0	0	0	0	748	20	768
HATAY	2	1	8	0	1392	492	25	8	0	0	63	24	8	0	3	1	9	2	1510	528	2038
IGDIR	0	0	9	23	272	46	39	39	0	1	36	68	0	0	0	0	10	1	366	178	544
ISPARTA	2	0	0	0	1962	159	55	5	0	0	35	17	24	2	5	1	2	1	2085	185	2270
ICEL	2	0	8	0	2732	411	165	49	0	0	182	201	82	30	28	9	30	7	3229	707	3936
ISTANBUL	67	4	78	10	1253	282	364	236	0	0	608	1370	161	135	14	24	75	63	2620	2124	4744
PENDIK	4	1	4	0	1949	179	118	45	0	0	261	622	46	16	0	1	7	0	2389	864	3253
IZMIR	23	18	28	17	2089	271	691	110	0	0	719	392	345	67	44	26	50	46	3989	947	4936
KARAMAN	0	0	1	0	358	36	4	0	0	0	2	3	1	0	0	0	2	2	368	41	409
KARS	0	0	11	10	636	106	139	19	0	0	155	44	16	3	4	1	3	1	964	184	1148
KASTAMONU	0	1	0	8	2469	190	35	24	0	0	33	35	20	4	9	1	6	1	2572	264	2836
KAYSERI	4	3	4	6	2555	247	241	22	0	0	179	96	182	2	48	14	43	6	3256	396	3652
KIRIKKALE	2	0	0	0	659	2	55	5	0	0	32	9	13	0	1	0	3	2	765	18	783
KIRKLARELI	0	0	2	0	1523	174	19	15	0	0	21	34	17	9	0	0	12	1	1594	233	1827
KIRSEHIR	0	0	0	0	725	31	6	0	0	0	15	6	22	1	1	0	6	1	775	39	814
KOCAELI	14	0	9	1	497	28	105	24	0	0	121	123	254	5	21	1	48	9	1069	191	1260
KONYA	3	5	3	1	5338	134	93	24	0	0	67	70	37	3	14	7	20	10	5575	254	5829
KUTAHYA	1	0	3	0	2081	159	82	13	0	0	88	62	100	11	18	12	11	5	2384	262	2646
MALATYA	1	0	0	1	1785	82	49	6	0	0	11	3	8	1	0	1	2	1	1856	95	1951
MANISA	8	39	3	6	2140	17719	59	18	0	0	54	65	175	4	22	6	6	9	2467	17866	20333
K.MARAS	7	1	2	1	420	24	33	0	0	0	31	6	24	0	6	0	3	2	526	34	560
MARDIN	1	0	4	0	877	35	9	0	0	0	1	0	0	1	0	0	0	0	892	36	928
MUGLA	0	0	6	0	1942	199	42	10	0	0	63	68	76	3	10	5	11	4	2150	289	2439
MUS	0	0	10	43	2112	61	18	1	0	0	12	7	4	0	0	0	1	0	2157	112	2269
NEVSEHIR	1	0	5	0	651	20	21	2	0	0	14	25	6	0	0	0	1	1	699	48	747
NIGDE	0	0	0	0	1428	23	28	4	0	0	20	23	47	0	2	3	1	2	1526	55	1581
ORDU	0	0	1	0	1262	127	44	17	0	0	71	45	16	0	4	1	11	9	1409	199	1608
RIZE	0	0	0	0	16280	109	7	0	0	0	3	6	3	0	1	1	1	0	16295	116	16411
SAKARYA	0	2	2	2	381	123	36	6	0	0	28	24	46	2	2	1	15	6	510	166	676
SAMSUN	2	2	5	2	7769	1231	85	33	0	0	119	128	145	17	5	2	45	13	8175	1428	9603
SIIRT	0	0	16	0	14	0	3	0	0	0	3	0	0	0	0	0	0	0	36	0	36
SINOP	1	0	4	0	726	26	18	1	0	0	7	8	10	1	2	0	0	0	768	36	804
SIRNAK	36	1	0	0	269	2	48	1	0	0	76	2	0	0	0	0	2	2	431	8	439
SIVAS	0	0	0	0	1766	160	6	2	0	0	15	20	11	0	1	1	4	1	1803	184	1987
TEKIRDAG	7	0	5	1	1181	276	174	71	0	0	213	144	65	0	21	4	14	10	1680	506	2186
TOKAT	1	0	8	9	2992	258	155	8	0	0	103	53	37	0	16	4	17	6	3329	338	3667
TRABZON	2	0	2	2	6294	231	37	3	0	0	54	25	8	1	5	1	10	5	6412	268	6680
TUNCELI	1	0	0	0	63	24	9	0	0	0	19	2	0	0	0	0	2	0	94	26	120
S.URFA	1	0	1	0	3229	82	13	0	0	0	11	6	6	1	1	0	7	0	3269	89	3358
USAK	3	2	1	1	1031	95	45	28	5	0	51	136	46	11	7	2	20	4	1209	279	1488
VAN	0	0	0	108	2608	214	1	23	0	0	10	14	3	1	0	0	3	2	2625	362	2987
YOZGAT	0	0	0	0	993	29	30	1	0	0	35	18	4	0	0	0	0	1	1062	49	1111
ZONGULDAK	1	0	1	0	639	31	122	3	5	0	67	27	10	0	2	2	12	3	859	66	925
TOPLAM(TOTAL):	542	148	532	362	152450	82839	6700	1576	38	6	6469	6047	3477	593	552	211	1052	517	171812	92299	264111

TABLO:21/A
1995 YILINDA ISE YERLESTIRILENLER
DEGISIK YONLERDEN GORUNUMU

TABLO:21/A
DIFERENT ASPECTS AMONG THOSE
WHO PLACED TO WORK IN 1995

ILLER / PROVINCES	NORMAL PLASMANLAR / NORMAL PLACEMENTS			IS AKITLERI ASKIYA ALINANLARDAN YAPILAN PLASMANLAR / PLACEMENT MADE AMONG NON-EXECUTIONS OF A CONTRACT			TESCIL ISLEMLERINDEN: YAPILAN PLASMANLAR / PLACEMENTS MADE AMONG REGISTRATED			15 GUN SURELI TALEPLERDEN (PLASMANLAR) / AFTER 15 DAYS DURATION WORKERS (ACCEPTED AS PLACED (PLACEMENTS)			TARIM ARACILARI ELIYLE ISE YERLESTIRMELER / PLACEMENTS BY AGRICULTURAL INFERMEDIARIES			TOPLAM PLASMANLAR / TOTAL PLACEMENT		
	ERKEK MALE	KADIN FEMALE	TOPLAM TOTAL	ERKEK MALE	KADIN FEMALE	TOPLAM TOTAL	ERKEK MALE	KADIN FEMALE	TOPLAM TOTAL	ERKEK MALE	KADIN FEMALE	TOPLAM TOTAL	ERKEK MALE	KADIN FEMALE	TOPLAM TOTAL	ERKEK MALE	KADIN FEMALE	TOPLAM TOTAL
ADANA	981	436	1417	126	7	133	157	22	179	0	0	0	15629	25061	40690	16893	25526	42419
ADIYAMAN	576	103	679	1030	73	1103	0	0	0	0	0	0	0	0	0	1606	176	1782
AFYON	518	70	588	1708	46	1754	0	0	0	0	0	0	0	0	0	2226	116	2342
AGRI	187	26	213	1919	41	1960	0	0	0	0	0	0	-15	-5	-20	2091	62	2153
AMASYA	334	72	406	1069	79	1148	0	0	0	0	0	0	0	0	0	1403	151	1554
ANKARA	4409	1267	5676	4568	630	5198	0	0	0	0	0	0	15	5	20	8992	1902	10894
ANTALYA	905	165	1070	1946	226	2172	0	0	0	0	0	0	0	0	0	2851	391	3242
ARTVIN	134	15	149	4406	185	4591	0	0	0	0	0	0	0	0	0	4540	200	4740
ARDAHAN	57	16	73	51	6	57	0	0	0	0	0	0	0	0	0	108	22	130
AKSARAY	297	52	349	267	17	284	0	0	0	0	0	0	0	0	0	564	69	633
AYDIN	898	427	1325	1424	275	1699	0	0	0	0	0	0	463	1688	2151	2785	2390	5175
BALIKESIR	328	66	394	1729	43	1772	0	0	0	75	17	92	0	0	0	2132	126	2258
BARTIN	125	79	204	362	15	377	0	0	0	0	0	0	0	0	0	487	94	581
BATMAN	166	16	182	0	0	0	0	0	0	0	0	0	0	0	0	166	16	182
BAYBURT	57	3	60	169	2	171	0	0	0	0	0	0	0	0	0	226	5	231
BILECIK	120	7	127	405	37	442	0	0	0	1	0	1	0	0	0	526	44	570
BINGOL	24	0	24	80	10	90	0	0	0	0	0	0	0	0	0	104	10	114
BITLIS	20	0	20	0	0	0	0	0	0	0	0	0	0	0	0	20	0	20
BOLU	387	97	484	1754	232	1986	0	0	0	0	0	0	0	0	0	2141	329	2470
BURDUR	167	38	205	1729	39	1768	0	0	0	0	0	0	0	0	0	1896	77	1973
BURSA	3018	1164	4182	5	1	6	0	0	0	0	0	0	398	26394	26792	3421	27559	30980
CANAKKALE	251	72	323	792	64	856	0	0	0	0	0	0	0	0	0	1043	136	1179
CANKIRI	273	125	398	358	36	394	0	0	0	0	0	0	0	0	0	631	161	792
CORUM	225	82	307	13	0	13	0	0	0	0	0	0	0	0	0	238	82	320
DENIZLI	946	406	1352	509	17	526	0	0	0	0	0	0	0	0	0	1455	423	1878
DIYARBAKIR	143	35	178	1576	2	1578	0	0	0	0	0	0	0	0	0	1719	37	1756
EDIRNE	355	434	789	1114	151	1265	0	0	0	0	0	0	0	0	0	1469	585	2054
ELAZIG	101	10	111	2599	174	2773	0	0	0	0	0	0	0	0	0	2700	184	2884
ERZINCAN	198	77	275	1630	270	1900	0	0	0	0	0	0	0	0	0	1828	347	2175
ERZURUM	256	185	441	1284	68	1352	0	0	0	0	0	0	0	0	0	1540	253	1793
ESKISEHIR	442	200	642	1017	176	1193	0	0	0	49	18	67	0	0	0	1508	394	1902
GAZIANTEP	559	88	647	751	15	766	0	0	0	0	0	0	0	0	0	1310	103	1413
GIRESUN	123	48	171	1840	97	1937	0	0	0	0	0	0	0	0	0	1963	145	2108
GUMUSHANE	123	57	180	610	37	647	0	0	0	0	0	0	0	0	0	733	94	827
HAKKARI	28	0	28	720	20	740	0	0	0	0	0	0	0	0	0	748	20	768
HATAY	708	83	791	80	12	92	0	0	0	0	0	0	722	433	1155	1510	528	2038
IGDIR	125	151	276	241	27	268	0	0	0	0	0	0	0	0	0	366	178	544
ISPARTA	298	47	345	1787	138	1925	0	0	0	0	0	0	0	0	0	2085	185	2270
ICEL	1263	450	1713	1916	107	2023	0	0	0	0	0	0	50	150	200	3229	707	3936
ISTANBUL	2555	2110	4665	65	14	79	0	0	0	0	0	0	0	0	0	2620	2124	4744
PENDIK	802	725	1527	1587	139	1726	0	0	0	0	0	0	0	0	0	2389	864	3253
IZMIR	3987	947	4934	2	0	2	0	0	0	0	0	0	0	0	0	3989	947	4936
KARAMAN	60	8	68	308	33	341	0	0	0	0	0	0	0	0	0	368	41	409
KARS	298	149	447	666	35	701	0	0	0	0	0	0	0	0	0	964	184	1148
KASTAMONU	217	162	379	2355	102	2457	0	0	0	0	0	0	0	0	0	2572	264	2836
KAYSERI	1587	260	1847	1669	136	1805	0	0	0	0	0	0	0	0	0	3256	396	3652
KIRIKKALE	183	18	201	582	0	582	0	0	0	0	0	0	0	0	0	765	18	783
KIRKLARELI	150	144	294	1441	89	1530	0	0	0	3	0	3	0	0	0	1594	233	1827
KIRSEHIR	70	6	76	683	33	716	0	0	0	22	0	22	0	0	0	775	39	814
KOCAELI	1069	191	1260	0	0	0	0	0	0	0	0	0	0	0	0	1069	191	1260
KONYA	742	167	909	3968	68	4036	0	0	0	865	19	884	0	0	0	5575	254	5829
KUTAHYA	655	144	799	1729	118	1847	0	0	0	0	0	0	0	0	0	2384	262	2646
MALATYA	136	23	159	1696	71	1767	24	1	25	0	0	0	0	0	0	1856	95	1951
MANISA	831	2815	3646	831	600	1431	0	0	0	19	11	30	786	14440	15226	2467	17866	20333
K.MARAS	526	34	560	0	0	0	0	0	0	0	0	0	0	0	0	526	34	560
MARDIN	55	2	57	837	34	871	0	0	0	0	0	0	0	0	0	892	36	928
MUGLA	568	183	751	1582	106	1688	0	0	0	0	0	0	0	0	0	2150	289	2439
MUS	120	84	204	2037	28	2065	0	0	0	0	0	0	0	0	0	2157	112	2269
NEVSEHIR	203	44	247	496	4	500	0	0	0	0	0	0	0	0	0	699	48	747
NIGDE	246	38	284	1280	17	1297	0	0	0	0	0	0	0	0	0	1526	55	1581
ORDU	336	106	442	1073	93	1166	0	0	0	0	0	0	0	0	0	1409	199	1608
RIZE	241	8	249	16054	108	16162	0	0	0	0	0	0	0	0	0	16295	116	16411
SAKARYA	510	166	676	0	0	0	0	0	0	0	0	0	0	0	0	510	166	676
SAMSUN	906	472	1378	7269	956	8225	0	0	0	0	0	0	0	0	0	8175	1428	9603
SIIRT	36	0	36	0	0	0	0	0	0	0	0	0	0	0	0	36	0	36
SINOP	176	18	194	592	18	610	0	0	0	0	0	0	0	0	0	768	36	804
SIRNAK	431	8	439	0	0	0	0	0	0	0	0	0	0	0	0	431	8	439
SIVAS	126	58	184	1677	126	1803	0	0	0	0	0	0	0	0	0	1803	184	1987
TEKIRDAG	1089	483	1572	591	23	614	0	0	0	0	0	0	0	0	0	1680	506	2186
TOKAT	706	207	913	2623	131	2754	0	0	0	0	0	0	0	0	0	3329	338	3667
TRABZON	212	43	255	6200	225	6425	0	0	0	0	0	0	0	0	0	6412	268	6680
TUNCELI	38	2	40	56	24	80	0	0	0	0	0	0	0	0	0	94	26	120
SANLIURFA	110	11	121	3159	78	3237	0	0	0	0	0	0	0	0	0	3269	89	3358
USAK	335	249	584	874	30	904	0	0	0	0	0	0	0	0	0	1209	279	1488
VAN	25	308	333	2600	54	2654	0	0	0	0	0	0	0	0	0	2625	362	2987
YOZGAT	153	24	177	909	25	934	0	0	0	0	0	0	0	0	0	1062	49	1111
ZONGULDAK	466	56	522	393	10	403	0	0	0	0	0	0	0	0	0	859	66	925
TOPLAM(TOTAL):	41081	17142	58223	111468	6903	118371	181	23	204	1034	65	1099	18048	68166	86214	171812	92299	264111

1994YILI KAMU YERLEŞTİRME : 143255

KADIN - ERKEK DAĞILIMI
PLACEMENTS IN PUBLIC SECTOR 1994
FEMALE-MALE DISTRIBUTION

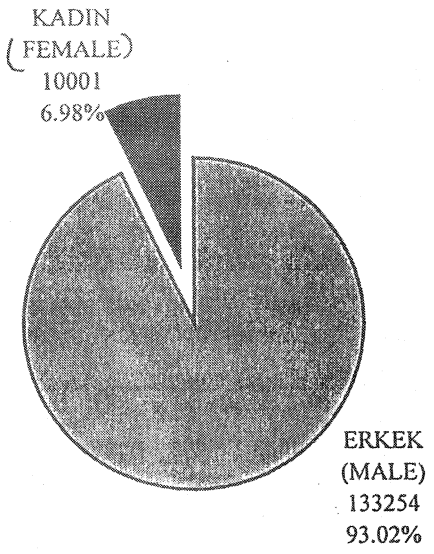

1994YILI ÖZEL YERLEŞTİRME : 99211

KADIN - ERKEK DAĞILIMI
PLACEMENTS IN PRIVATE SECTOR 1994
FEMALE - MALE DISTRIBUTION

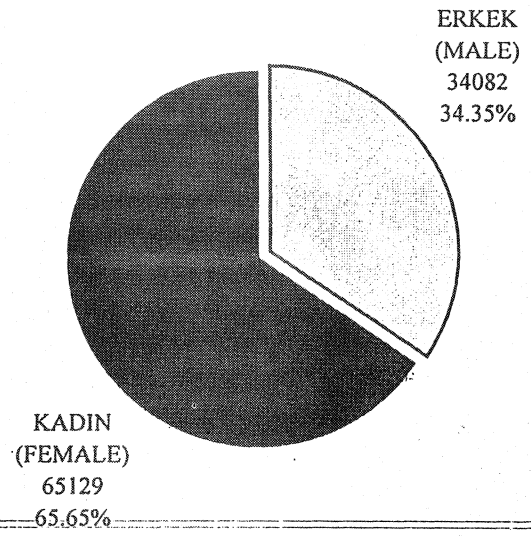

1995 YILI KAMU YERLEŞTİRME : 139383

KADIN - ERKEK DAĞILIMI
PLACEMENTS IN PUBLIC SECTOR 1995
FEMALE-MALE DISTRIBUTION

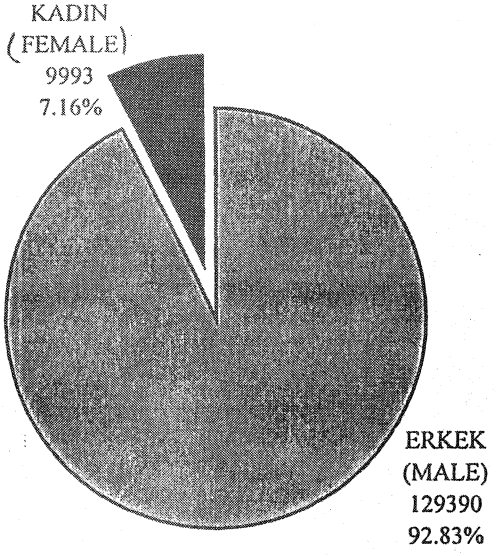

1995 YILI ÖZEL YERLEŞTİRME :124728

KADIN - ERKEK DAĞILIMI
PLACEMENTS IN PRIVATE SECTOR 1995
FEMALE - MALE DISTRIBUTION

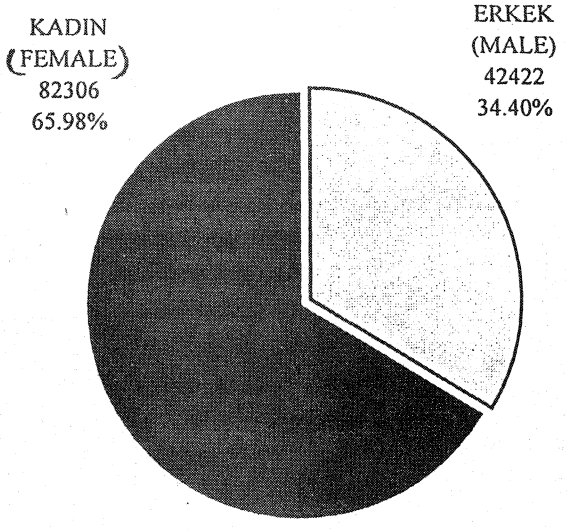

1994 İŞE YERLEŞTİRME :242466
KAMU - ÖZEL DAĞILIMI
PLACEMENTS IN 1994
PUBLIC-PRIVATE SECTORS SHARES

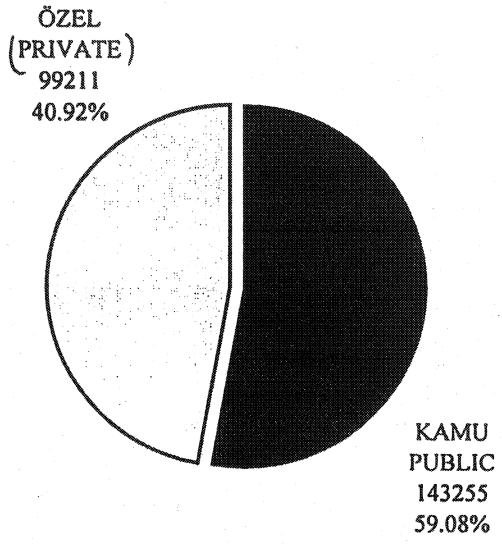

1995 İŞE YERLEŞTİRME :264111
KAMU - ÖZEL DAĞILIMI
PLACEMENTS IN 1995
PUBLIC-PRIVATE SECTORS SHARES

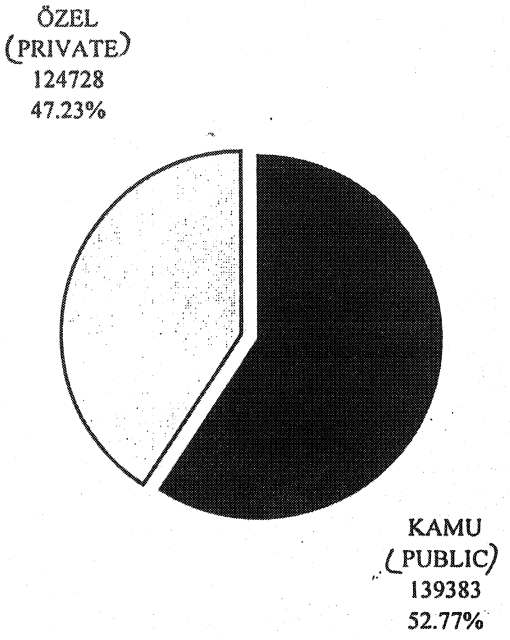

İŞE YERLEŞTİRME
KAMU SEKTÖRÜ DAĞILIMI
PLACEMENTS
PUBLIC SECTORS SHARES

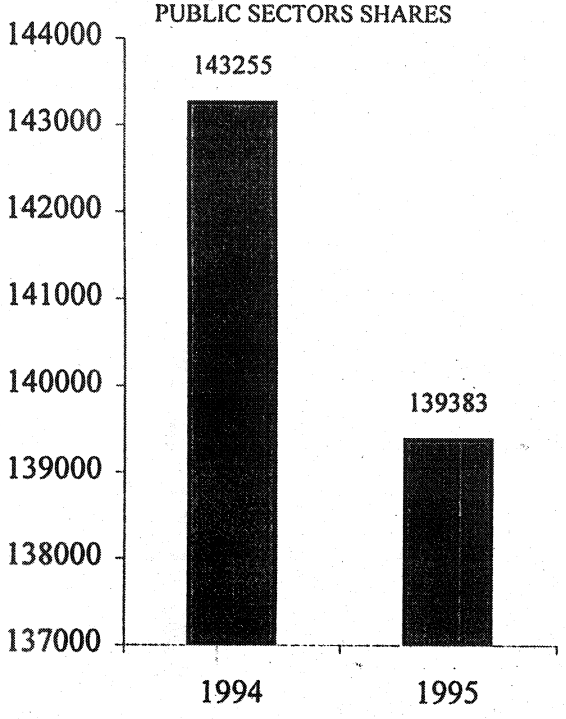

İŞE YERLEŞTİRME
ÖZEL SEKTÖR DAĞILIMI
PLACEMENTS
PRIVATE SECTORS SHARES

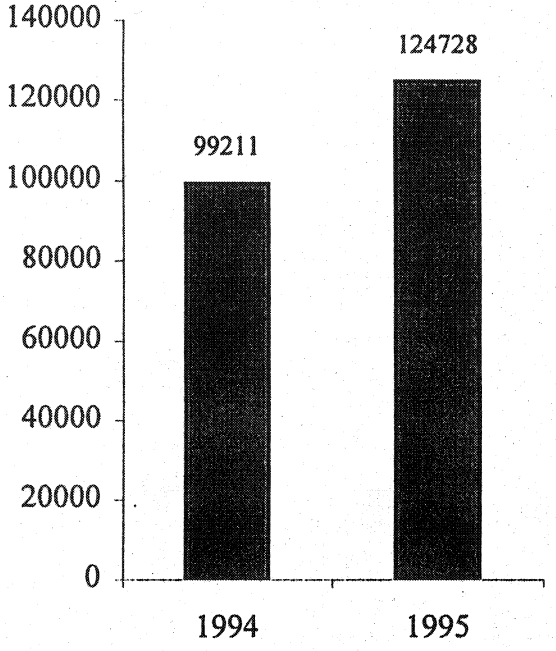

1994 İŞE YERLEŞTİRME :242466
TARIM DIŞI-TARIM İÇİ DAĞILIMI
PLACEMENTS IN 1994
NON-AGRICULTURAL -AGRICULTURAL
SECTORS SHARES

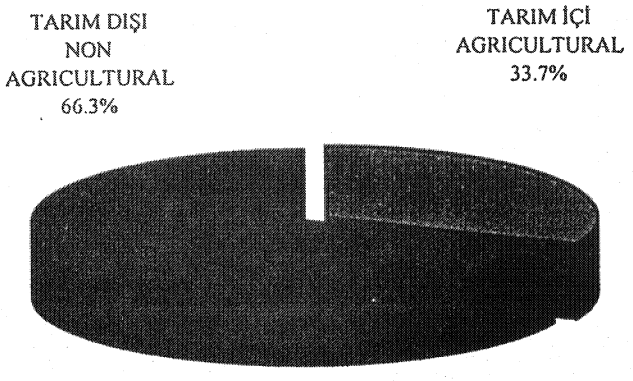

1995 İŞE YERLEŞTİRME : 264111
TARIM DIŞI-TARIM İÇİ DAĞILIMI
PLACEMENTS IN 1995
NON-AGRICULTURAL -AGRICULTURAL
SECTORS SHARES



1994 İŞE YERLEŞTİRME :242466
YAŞ GRUPLARINA GÖRE DAĞILIMI
PLACEMENTS IN 1994
DISTRIBUTION BY AGE GROUPS

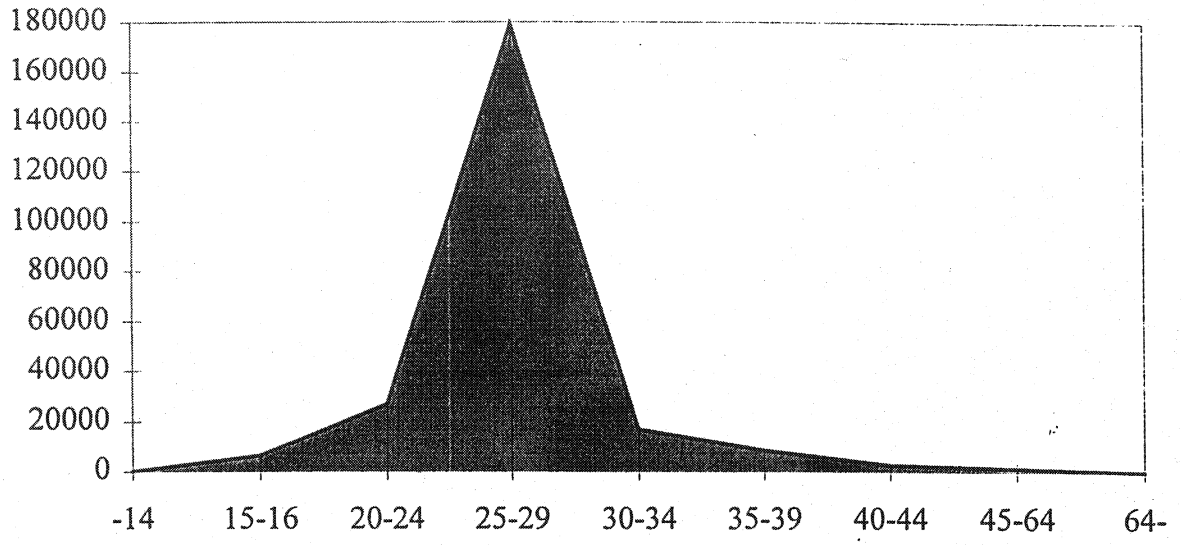

1995 İŞE YERLEŞTİRME :264111
YAŞ GRUPLARINA GÖRE DAĞILIMI
PLACEMENTS IN 1995
DISTRIBUTION BY AGE GROUPS

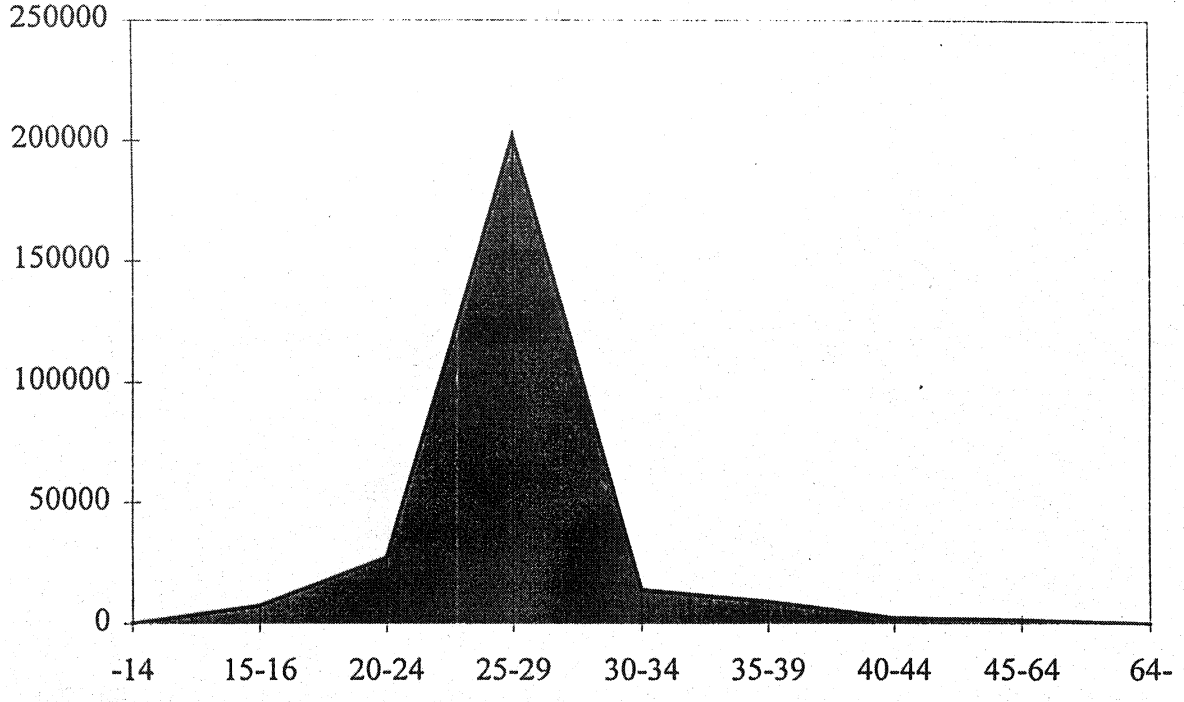

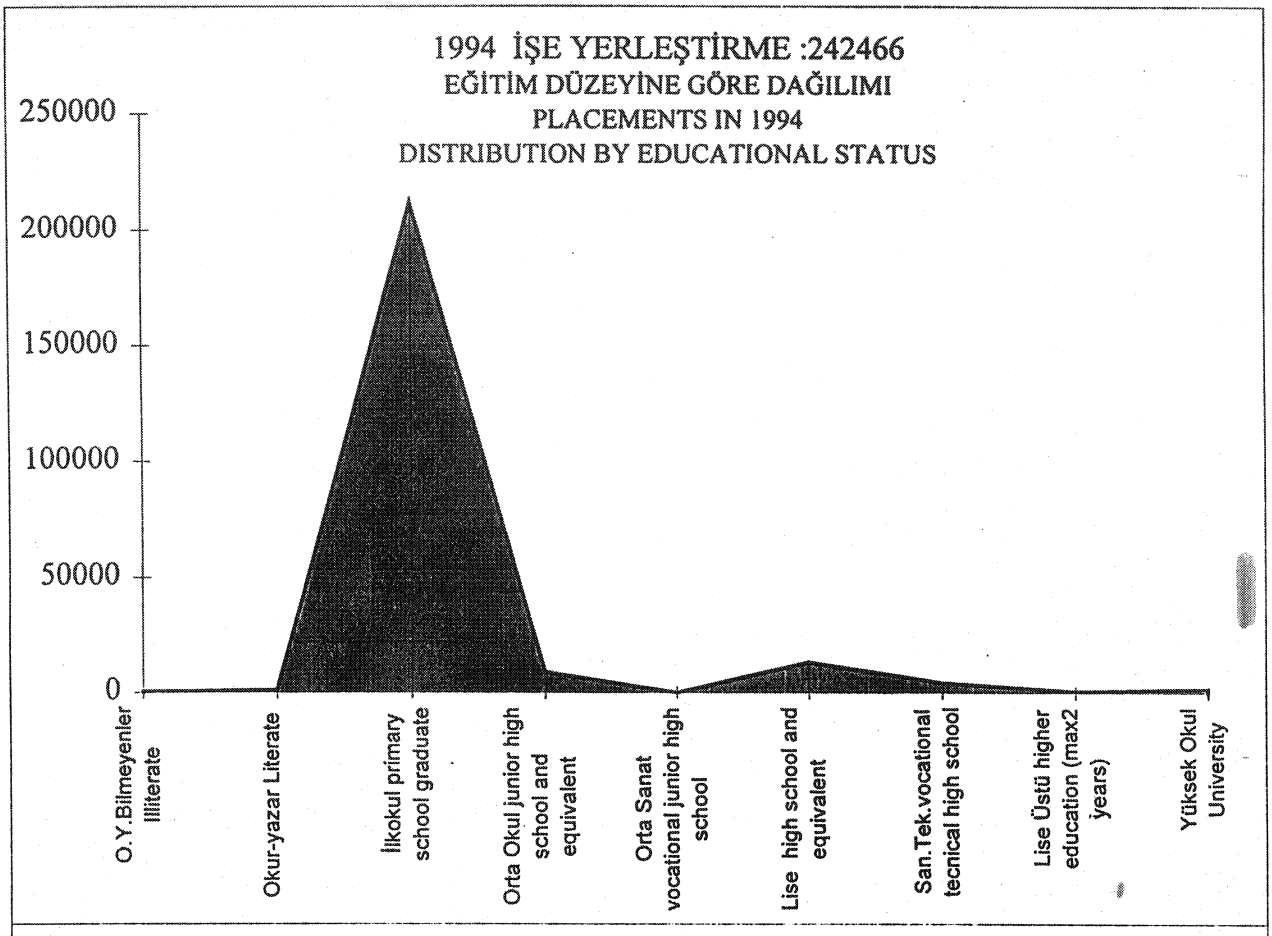
1994 İŞE YERLEŞTİRME :242466
EĞİTİM DÜZEYİNE GÖRE DAĞILIMI
PLACEMENTS IN 1994
DISTRIBUTION BY EDUCATIONAL STATUS
250000
200000
150000
100000
50000
0
O.Y.Bilmeyenler Illiterate
Okur-yazar Literate
İlkokul primary school graduate
Orta Okul junior high school and equivalent
Orta Sanat vocational junior high school
Lise high school and equivalent
San.Tek.vocational tecnical high school
Lise Üstü higher education (max2 years)
Yüksek Okul University

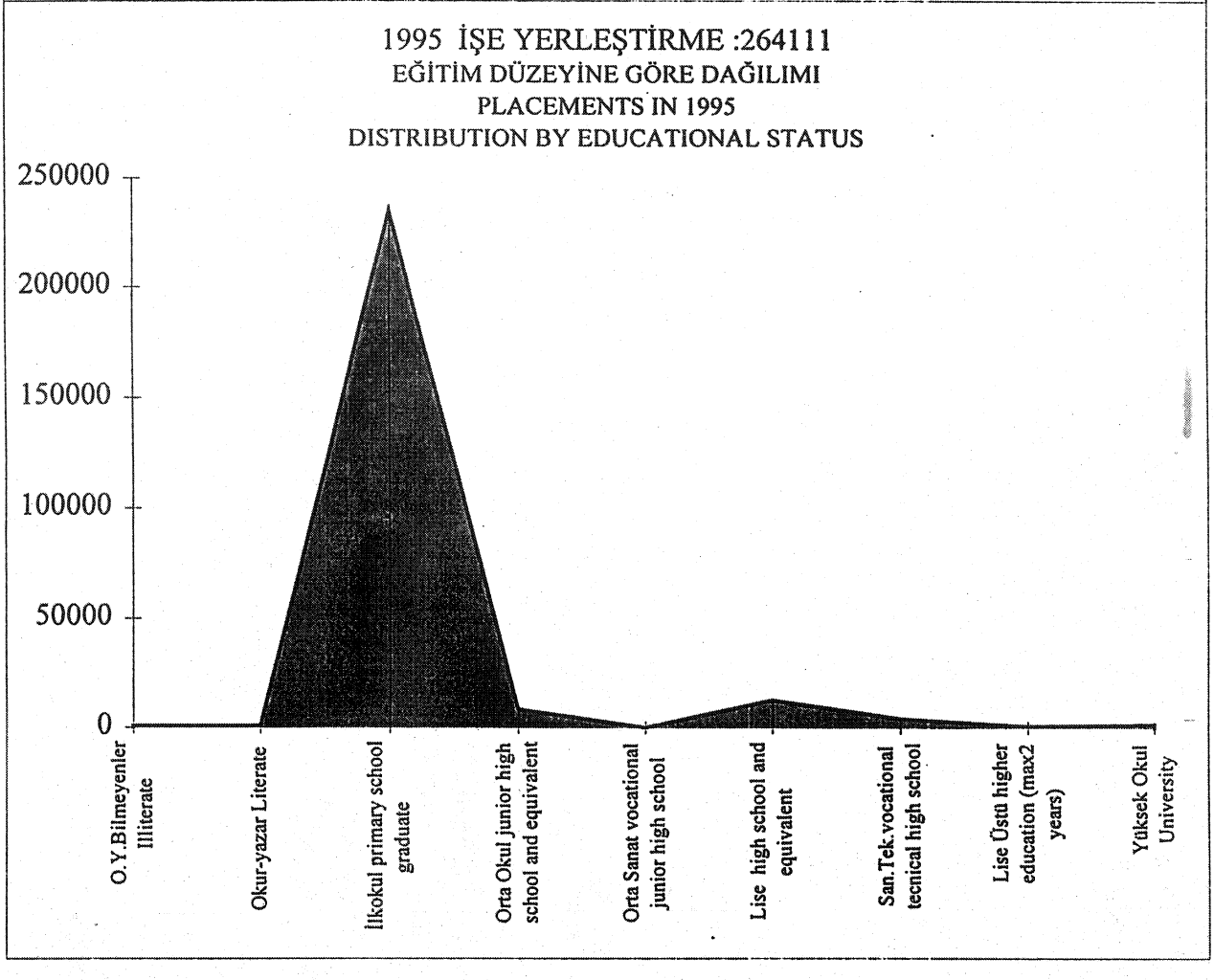
1995 İŞE YERLEŞTİRME :264111
EĞİTİM DÜZEYİNE GÖRE DAĞILIMI
PLACEMENTS IN 1995
DISTRIBUTION BY EDUCATIONAL STATUS
250000
200000
150000
100000
50000
0
O.Y.Bilmeyenler Illiterate
Okur-yazar Literate
İlkokul primary school graduate
Orta Okul junior high school and equivalent
Orta Sanat vocational junior high school
Lise high school and equivalent
San.Tek.vocational tecnical high school
Lise Üstü higher education (max2 years)
Yüksek Okul University

VI. BÖLÜM : DEVREDEN İŞGÜCÜ VE İŞSİZ
PART VI : MANPOWER TURNOVER AND THE UNEMPLOYED

TABLO 22
1995 YILI SONUNDA KAYITLI ISGUCU VE BUNLARDAN ISSIZLER
(MESLEKLERE GORE)

TABLE 22
MANPOWER REGISTERED BY THE END OF 1995 AND THE UNEMPLOYED AMONG THEM
(BY OCCUPATIONS)

MESLEKLER	1996'YA DEVREDEN ISGUCU THE MANPOWER TURNEDOVER TO 1996			SHARE IN	DEVREDEN ISGUCUNDEN ISSIZLER THE UNEMPLOYED AMONG THIS MANPOWER TURNOVER			SHARE IN	ISSIZIN ISGUCUNE ORANI % UNEMPLOYED MANPOWER RATIO %	OCCUPATIONS
	ERKEK MALE	KADIN FEMALE	TOPLAM TOTAL	GENERAL TOTAL %	ERKEK MALE	KADIN FEMALE	TOPLAM TOTAL	GENERAL TOTAL %		
KIMYAGER VE FIZIKCI	726	641	1367	.24	553	506	1059	.26	77.47	CHEMIST, PHYSICIST
MIMAR VE MUHENDISLER	3012	1809	4821	.83	2486	1593	4079	1.02	84.61	ARCHITECTS AND,ENGINEERS
TEKNIK RESSAMLAR	1997	1034	3031	.52	1445	798	2243	.56	74	DRAFTSMEN
TOPOGRAFLAR VE TEKNISYENLER	8375	1204	9579	1.65	6363	1009	7372	1.84	76.96	TOPOGRAPHS AND TECHNICIANS
HEKIMLER,VETERINERLER VE ILG. PERSONEL	259	115	374	.06	201	91	292	.07	78.07	DOCTORS, VETERINERIANS AND RELATED PERSONNEL
ECZACI,ECZACI YARD.VE BES.UZMANI	139	65	204	.04	106	59	165	.04	80.88	PHARMACIST,ASSISTANT PHARMACIST AND DIETICIAN
HEMSIRE, EBE VE TIP TEKNISYENLERI	391	500	891	.15	324	413	737	.18	82.72	NURSES, MIDWIVES,MEDICAL TECHNICIANS
DIGER PROFESYONEL TEK. VE ILGILI PERS.	2348	3019	5367	.93	1879	2481	4360	1.09	81.24	OTHER PROFESSIONAL,TECHNICAL AND RELATED PERSONNEL
YONETICILER	2317	977	3294	.57	1989	849	2838	.71	86.16	ADMINISTRATORS
DAKTILOLAR VE BILGISAYAR OPERATORLERI	1717	2826	4543	.78	1412	2444	3856	.96	84.88	TYPISTS AND COMPUTER OPERATORS
MUHASEBECI VE KASADAR	8225	8780	17005	2.93	6329	6735	13064	3.26	76.82	ACCOUNTANTS AND CASHIERS
NAKLIYE VE HABERLESME ELEMANLARI	588	172	760	.13	477	113	590	.15	77.63	TRANSPORTATION AND COMMUNICATION PERSONNEL
BURO NEZARETCILERI VE BURO ELEMANLARI	39782	28771	68553	11.83	31664	22473	54137	13.49	78.97	BUREAU SUPERVISORS AND PERSONNEL
SATIS ISCILERI	491	147	638	.11	433	116	549	.14	86.05	SALESMEN
ASCILAR	5715	214	5929	1.02	3299	156	3455	.86	58.27	COOKS
GARSONLAR VE BARMENLER	3136	57	3193	.55	2368	42	2410	.6	75.48	WAITERS AND BARMANS
DIGER HIZMET ISCILERI	2071	432	2503	.43	1438	379	1817	.45	72.59	OTHER SERVICE WORKERS
TARIM,ORMAN ISCISI,BALIKCI AVCI	1040	68	1108	.19	833	51	884	.22	79.78	AGRICULTURE AND FOREST WORKERS,FISHERMEN, HUNTERS
URETIM NEZARETCILERI VE USTABASILAR	611	33	644	.11	469	27	496	.12	77.02	PRODUCTION SUPERVISORS AND FOREMEN
MADENCILER-TASOCAKCILAR	660	2	662	.11	520	2	522	.13	78.85	MINERS - QUARRY WORKERS
METAL ISLEMCILER	1316	4	1320	.23	952	4	956	.24	72.42	METAL PROCESSING WORKERS
AGAC HAZIRLAMA ISCILERI	49	0	49	.01	32	0	32	.01	65.31	WOOD PREPARING WORKERS
KAGIT HAMURU VE KAGIT IMALI ISCILERI	8	1	9	0	6	0	6	0	66.67	PAPER PULP AND PAPER PRODUCTION WORKERS
KIMYASAL ISLEMCILER VE ILGILI ISCILER	314	0	314	.05	301	0	301	.08	95.86	CHEMICAL PROCESSING WORKERS AND THE LIKE
ELYAF HAZIRLAYICI IPLIKCI VE SARICI	430	331	761	.13	317	290	607	.15	79.76	FIBER PREPARATION,THREAD MAKING AND SPINNING WORKERS
DOKUMACI,ORUCU VE ILGILI ISCILER	1214	530	1744	.3	1076	461	1537	.38	88.13	WEAVERS,DARNERS AND THE LIKE
KASARLAYICI,BOYACI VE DIGER DOKU.ISCI.	231	23	254	.04	215	13	228	.06	89.76	BLEACHING WORKERS,DYERS AND OTHER TEXTILE WORKERS
DEBAGLAR VE DERI ISCILERI	26	0	26	0	11	0	11	0	42.31	TANNERS AND LEATHER WORKERS
DEGIRMEN,FIRIN, ICKI VE BESIN ISCILERI	1579	35	1614	.28	1065	27	1092	.27	67.66	MILL, OVEN, BEVERAGE AND FOOD PRODUCTION WORKERS
TUTUN VE SIGARA IMALI ISCILERI	21	21	42	.01	17	12	29	.01	69.05	TOBACCO AND CIGARETTE PRODUCTION WORKERS
TERZILER,KURK VE SAPKA ISCILERI	2776	2750	5526	.95	1092	1709	2801	.7	50.69	TAILORS, FUR AND HAT WORKERS
KESICI,DIKISCI VE DOSEMECILER	1596	1448	3044	.53	967	1130	2097	.52	68.89	CUTTERS, SEWERS AND UPHOLSTERERS
AYAKKABI VE DERI ESYA IMALI ISCI.	496	6	502	.09	256	5	261	.07	51.99	SHOE AND LEATHER ARTICLES PRODUCTION WORKERS
MOBILYA VE ILGILI AGAC ISCILERI	3935	30	3965	.68	2765	21	2786	.69	70.26	FURNITURE AND RELEVANT WOOD WORKERS
TAS KESICILER VE OYMA ISCILERI	42	0	42	.01	32	0	32	.01	76.19	STONE CUTTING AND ENGRAVING WORKERS
DEMIRCI (GENEL)	713	6	719	.12	405	0	405	.1	56.33	IRONSMITHS (GENERAL)
SOGUK DEMIRCI	988	0	988	.17	549	0	549	.14	55.57	COLD IRON WORKERS
TORNA TEZGAHI OPRT.(METAL)	5603	14	5617	.97	3987	11	3998	1	71.18	LATHE WORKBENCH OPERATOR (METAL)
FREZE TEZGAHI OPRT.(METAL)	121	0	121	.02	61	0	61	.02	50.41	MILLING CUTTER WORKBENCH OPERATOR(METAL)
MATKAP TEZGAHI OPR.(METAL)	30	17	47	.01	15	1	16	0	34.04	DRILL BENCH OPERATOR (METAL)
DIGER METAL TEZGAH AYARCI VE OPRT.	9859	85	9944	1.72	6057	32	6089	1.52	61.23	OTHER METAL WORKBENCH ADJUSTERS AND OPERATORS
MOTORLU ARAC TAMIRCI VE MAKINISTLERI	8690	5	8695	1.5	5590	3	5593	1.39	64.32	MOTORIZED VEHICLE REPAIRMEN MECHANICS
DIGER MAKINA MONTOR VE TAMIRCI MAKI.	3806	23	3829	.66	2861	19	2880	.72	75.22	OTHER MACHINE ASSEMBLING AND REPAIRING MECHANICS
ELEKTRIK VE ELEKTRONIK MONTORLERI	2831	286	3117	.54	1932	235	2167	.54	69.52	ELECTRICAL AND ELECTRONIC ASSEMBLY WORKERS
ELEKTRIK TESISATCILARI	16154	560	16714	2.88	10559	355	10914	2.72	65.3	ELECTRICAL INSTALLERS
DIGER ELEKTRIK,ELEKTRONIK ISCILERI	325	45	370	.06	273	2	275	.07	74.32	OTHER ELECTRICAL AND ELECTRONICAL WORKERS
YAYIN SES CIHAZLARI OPERATORLERI	17	0	17	0	12	0	12	0	70.59	VOCAL ANNOUNCEMENT DEVICES OPERATORS
SIHHI TESISATCILAR VE BORU TESISATCISI	3479	1	3480	.6	2253	1	2254	.56	64.77	SANITARY FACILITIES INSTALLERS AND PLUMBERS
KAYNAKCILAR VE PURMUZCULER	11581	2	11583	2	7324	1	7325	1.83	63.24	WELDERS AND TORCH OPERATORS
METAL LEVHA VE METAL INS.HAZ.VE MONT.	7387	5	7392	1.28	4887	4	4891	1.22	66.17	METAL PLATE AND METAL CONSTRUCTION PREPARING AND ASSEMBLING WORKERS
MUCEVHER,CAM,KIL VE PORSELEN ISCILERI	215	131	346	.06	100	52	152	.04	43.93	JEWELLERY,GLASS,CLAY AND PORCELAIN WORKERS
KAUCUK,PLASTIK URUN VE TASIT LAS.IN.IS.	417	3	420	.07	291	3	294	.07	70	RUBBER,PLASTIC AND AUTO TIRES PRODUCTION WORKERS
KAGIT KARTON VE KAGIT ESYA IMALI ISCI.	3	0	3	0	2	0	2	0	66.67	PAPER,CARDBOARD AND PAPER MADE ARTICLES WORKERS
MURETTIPLER,MATBAA ISCILERI	914	42	956	.16	600	30	630	.16	65.9	TYPESETTERS,PRINTING-HOUSE WORKERS
INSAAT BOYACILARI	2200	1	2201	.38	1508	0	1508	.38	68.51	CONSTRUCTION PAINTERS
DIGER BOYACILAR	1343	3	1346	.23	840	2	842	.21	62.56	OTHER PAINTERS
DIGER IMALAT ISCILERI VE ILGILI ISCILER	87	52	139	.02	62	49	111	.03	79.86	OTHER PRODUCTION WORKERS,RELEVANT WORKERS
DUVARCI (TUGLA,TAS)(INSAAT)	423	0	423	.07	290	0	290	.07	68.56	MASONS (BRICK-STONE-CONSTRUCTION)
BETON KALIPCISI	548	0	548	.09	390	0	390	.1	71.17	CONCRETE MOLDERS
INSAAT BETON DEMIRI ISCISI	270	0	270	.05	200	0	200	.05	74.07	IRON CONCRETE CONSTRUCTION WORKERS
MARANGOZ VE DOGRAMACILAR	3982	1	3983	.69	2538	0	2538	.63	63.72	CARPENTERS AND JOINERS
SIVACILAR	636	0	636	.11	429	0	429	.11	67.45	PLASTERERS
MERMER VE KARO FAYANS DOSEYICI	423	0	423	.07	343	0	343	.09	81.09	MARBLE AND FAIENCE LAYING WORKERS
DIGER INSAAT VE ILGILI ISLER	1070	34	1104	.19	687	30	717	.18	64.95	OTHER CONSTRUCTION AND RELEVANT WORKERS
ATESCI (BUHAR KAZANI)	3551	14	3565	.61	2748	8	2756	.69	77.31	STOCKERS(BOILER)
DIGER SABIT MOTOR VE ILGILI TECHIZAT OP.	293	1	294	.05	199	2	201	.05	68.37	OPERATORS OF OTHER FIXED MOTORS AND RELEVANT EQUIPMENT
VINC VE CERASKAL OPERATORLERI	376	2	378	.07	261	2	263	.07	69.58	CRANE AND LIFTING OPERATORS
INSAAT MAKINALARI OPERATORLERI	1912	0	1912	.33	1236	0	1236	.31	64.64	CONSTRUCTION MACHINES OPERATORS
TAHMIL-TAHLIYE ISCILERI MALZ.TAS.OPE.	2312	1	2313	.4	1607	1	1608	.4	69.52	LOADING - UNLOADING WORKERS AND MATERIAL TRANSPORTATION OPERATORS
AGIR VASITA SOFORLERI	67962	13	67975	11.73	32215	2	32217	8.03	47.4	HEAVY VEHICLE DRIVERS
DIGER TASIMA ARAC.SURUCU VE ILG.ELEMAN.	8648	2	8650	1.49	5068	3	5071	1.26	58.62	OTHER TRANSPORT VEHICLE DRIVERS AND RELEVANT PERSONNEL
BEDEN ISCISI	211622	43884	255506	44.08	152611	31753	184364	45.94	72.16	UNQUALIFIED WORKERS
TOPLAM	478424	101278	579702	100	324682	76610	401292	100	69.22	TOTAL

TABLO 23
1995 YILI SONUNDA KAYITLI ISGUCU VE BUNLARDAN ISSIZLER
(ILLERE GORE)
TABLE 23
MANPOWER REGISTERED BY THE END OF 1995 AND THE UNEMPLOYED AMONG THEM
(BY PROVINCES)

ILLER / PROVINCES	1996 'YA DEVREDEN ISGUCU / THE MANPOWER TURNEDOVER TO 1996			GENEL TOPLAMA ORANI %	DEVREDEN ISGUCUNDEN ISSIZLER / THE UNEMPLOYED AMONG THIS MANPOWER TURNOVER			GENEL TOPLAMA ORANI %	ISSIZIN ISGUCUNE ORANI % / UNEMPLOYED MANPOWER RATIO %
	ERKEK MALE	KADIN FEMALE	TOPLAM TOTAL	SHARE IN GENERAL TOTAL %	ERKEK MALE	KADIN FEMALE	TOPLAM TOTAL	SHARE IN GENERAL TOTAL %	
ADANA	11592	3350	14942	2.58	10741	3149	13890	3.46	92.96
ADIYAMAN	1889	552	2441	.42	1697	523	2220	.55	90.95
AFYON	2208	256	2464	.43	1686	100	1786	.45	72.48
AGRI	1049	148	1197	.21	1002	146	1148	.29	95.91
AMASYA	2614	2421	5035	.87	1831	2028	3859	.96	76.64
ANKARA	32348	7480	39824	6.87	28032	6774	34806	8.67	87.4
ANTALYA	7019	1735	8754	1.51	6140	1463	7603	1.89	86.85
ARTVIN	1393	147	1540	.27	1141	107	1248	.31	81.04
ARDAHAN	239	78	317	.05	236	77	313	.08	98.74
AKSARAY	887	123	1010	.17	847	123	970	.24	96.04
AYDIN	7449	1377	8826	1.52	5167	1012	6179	1.54	70.01
BALIKESIR	5772	1792	7564	1.3	4860	1645	6505	1.62	86
BARTIN	4357	948	5305	.92	1894	840	2734	.68	51.54
BATMAN	6865	2561	9426	1.63	6865	2561	9426	2.35	100
BAYBURT	86	21	107	.02	29	2	31	.01	28.97
BILECIK	1243	885	2128	.37	1017	557	1574	.39	73.97
BINGOL	2840	240	3080	.53	2814	239	3053	.76	99.12
BITLIS	2816	182	2998	.52	2808	182	2990	.75	99.73
BOLU	1905	610	2515	.43	1043	384	1427	.36	56.74
BURDUR	620	141	761	.13	490	89	579	.14	76.08
BURSA	27254	5243	32497	5.61	24376	4885	29261	7.29	90.04
CANAKKALE	1916	505	2421	.42	707	222	929	.23	38.37
CANKIRI	1197	267	1464	.25	791	267	1058	.26	72.27
CORUM	3628	295	3923	.68	2456	284	2740	.68	69.84
DENIZLI	6732	1834	8566	1.48	3324	929	4253	1.06	49.65
DIYARBAKIR	4633	1204	5837	1.01	4287	1191	5478	1.37	93.85
EDIRNE	2643	2392	5035	.87	2331	2201	4532	1.13	90.01
ELAZIG	1605	204	1809	.31	1143	125	1268	.32	70.09
ERZINCAN	1817	332	2149	.37	1244	233	1477	.37	68.73
ERZURUM	5112	352	5464	.94	3653	175	3828	.95	70.06
ESKISEHIR	13507	3887	17394	3	9962	3472	13434	3.35	77.23
GAZIANTEP	3417	319	3736	.64	1941	177	2118	.53	56.69
GIRESUN	1702	373	2075	.36	962	252	1214	.3	58.51
GUMUSHANE	1409	168	1577	.27	466	98	564	.14	35.76
HAKKARI	462	16	478	.08	454	16	470	.12	98.33
HATAY	12861	2593	15454	2.67	7315	1152	8467	2.11	54.79
IGDIR	174	181	355	.06	174	181	355	.09	100
ISPARTA	1497	478	1975	.34	1330	426	1756	.44	88.91
ICEL	7845	2888	10733	1.85	6731	2454	9185	2.29	85.58
ISTANBUL	52273	5829	58102	10.02	18758	4083	22841	5.69	39.31
PENDIK	32512	6811	39323	6.78	12134	2821	14955	3.73	38.03
IZMIR	20552	5506	26058	4.5	17263	4736	21999	5.48	84.42
KARAMAN	3827	481	4308	.74	1401	351	1752	.44	40.67
KARS	849	432	1281	.22	712	394	1106	.28	86.34
KASTAMONU	2055	718	2773	.48	1010	443	1453	.36	52.4
KAYSERI	3565	724	4289	.74	2894	644	3538	.88	82.49
KIRIKKALE	3701	257	3958	.68	1541	75	1616	.4	40.83
KIRKLARELI	1279	291	1570	.27	690	195	885	.22	56.37
KIRSEHIR	1205	207	1412	.24	887	188	1075	.27	76.13
KOCAELI	7289	1565	8854	1.53	7208	1558	8766	2.18	99.01
KONYA	5441	325	5766	.99	3177	193	3370	.84	58.45
KUTAHYA	8784	1020	9804	1.69	6304	853	7157	1.78	73
MALATYA	3215	1438	4653	.8	3181	1436	4617	1.15	99.23
MANISA	32428	7358	39786	6.86	12501	3543	16044	4	40.33
K.MARAS	10730	608	11338	1.96	10543	605	11148	2.78	98.32
MARDIN	5337	389	5726	.99	3991	359	4350	1.08	75.97
MUGLA	4446	634	5080	.88	2084	514	2598	.65	51.14
MUS	1482	126	1608	.28	1482	126	1608	.4	100
NEVSEHIR	2024	316	2340	.4	1330	187	1517	.38	64.83
NIGDE	1142	278	1420	.24	1108	276	1384	.34	97.46
ORDU	2381	339	2720	.47	1951	268	2219	.55	81.58
RIZE	658	124	782	.13	406	108	514	.13	65.73
SAKARYA	3627	512	4139	.71	3327	503	3830	.95	92.53
SAMSUN	9483	6043	15526	2.68	4675	2936	7611	1.9	49.02
SIIRT	3586	602	4188	.72	3516	602	4118	1.03	98.33
SINOP	2609	1539	4148	.72	1844	780	2624	.65	63.26
SIRNAK	892	60	952	.16	892	60	952	.24	100
SIVAS	4294	408	4702	.81	4234	397	4631	1.15	98.49
TEKIRDAG	1528	361	1889	.33	814	173	987	.25	52.25
TOKAT	2068	525	2593	.45	1767	406	2173	.54	83.8
TRABZON	6958	3103	10061	1.74	6283	2858	9141	2.28	90.86
TUNCELI	1460	406	1866	.32	1460	406	1866	.46	100
S.URFA	1513	88	1601	.28	1183	81	1264	.31	78.95
USAK	1296	305	1601	.28	456	137	593	.15	37.04
VAN	2300	696	2996	.52	1987	696	2683	.67	89.55
YOZGAT	1820	168	1988	.34	1003	73	1076	.27	54.12
ZONGULDAK	33217	2108	35325	6.09	24698	1805	26503	6.6	75.03
TOPLAM (TOTAL)	478424	101278	579702	100	324682	76610	401292	100	69.22

TABLO 24
1995 YILI SONUNDA KAYITLI ISSIZLER
(YAS GRUPLARINA GORE)
TABLE 24
THE UNEMPLOYED REGISTERED BY THE END OF 1995
(BY AGE GROUPS)

ILLER / PROVINCES	14 ve KUCUK / 14 AND YOUNGER		15 - 19		20 - 24		25 - 29		30 - 34		35 - 39		40 - 44		45 - 64		65 VE FAZLA / 65 AND OLDER		TOPLAM / TOTAL		
	ERKEK: MALE:	KADIN: FEMALE:	ERKEK: MALE:	KADIN: FEMALE:	ERKEK: MALE:	KADIN: FEMALE:	ERKEK: MALE:	KADIN: FEMALE:	ERKEK: MALE:	KADIN: FEMALE:	ERKEK: MALE:	KADIN: FEMALE:	ERKEK: MALE:	KADIN: FEMALE:	ERKEK: MALE:	KADIN: FEMALE:	ERKEK: MALE:	KADIN: FEMALE:	ERKEK: MALE:	KADIN: FEMALE:	TOPLAM: TOTAL:
ADANA	2	15	411	535	3128	1270	3700	698	2029	366	790	142	377	56	274	59	30	8	10741	3149	13890
ADIYAMAN	4	3	350	195	805	203	188	81	237	22	76	4	20	7	17	8	0	0	1697	523	2220
AFYON	0	0	198	72	925	0	280	7	66	7	193	7	16	3	8	2	0	2	1686	100	1786
AGRI	2	0	150	49	252	69	86	13	76	12	70	0	170	2	120	1	76	0	1002	146	1148
AMASYA	4	14	412	828	937	404	146	537	10	188	152	31	85	16	85	10	0	0	1831	2028	3859
ANKARA	10	7	1414	1117	8856	2823	8474	1485	5231	734	2341	330	995	137	633	113	78	28	28032	6774	34806
ANTALYA	16	5	1211	880	1938	176	2020	255	695	77	135	25	63	21	62	24	0	0	6140	1463	7603
ARTVIN	0	0	87	27	262	39	429	28	195	7	122	4	27	1	19	1	0	0	1141	107	1248
ARDAHAN	0	0	8	17	65	36	59	15	47	5	28	3	18	1	11	0	0	0	236	77	313
AKSARAY	0	0	78	58	361	32	180	13	106	9	60	3	39	3	23	5	0	0	847	123	970
AYDIN	2	2	301	317	2969	253	3179	233	474	105	92	37	72	30	72	33	6	2	5167	1012	6179
BALIKESIR	0	0	1325	588	2344	429	632	354	374	221	117	41	17	6	47	5	4	1	4860	1645	6505
BARTIN	0	0	120	246	775	356	547	118	267	79	131	27	43	10	11	4	0	0	1894	840	2734
BATMAN	1	16	155	789	3067	1141	3170	463	324	124	91	27	34	0	19	1	4	0	6865	2561	9426
BAYBURT	0	0	0	1	8	1	11	0	6	0	3	0	0	0	1	0	0	0	29	2	31
BILECIK	0	8	50	130	360	176	342	83	192	93	45	45	27	18	1	4	0	0	1017	557	1574
BINGOL	0	0	233	86	1068	98	950	44	310	9	123	2	76	0	51	0	3	0	2814	239	3053
BITLIS	0	0	384	121	1409	32	452	2	130	1	195	13	134	13	104	0	0	0	2808	182	2990
BOLU	0	0	141	171	765	72	44	66	68	34	16	37	7	4	2	0	0	0	1043	384	1427
BURDUR	0	0	20	14	166	33	111	18	107	13	70	10	7	0	9	1	0	0	490	89	579
BURSA	15	13	1673	859	7613	1764	6779	887	4091	537	2096	355	1145	221	902	231	62	18	24376	4885	29261
CANAKKALE	0	0	22	14	213	77	210	64	172	46	60	14	20	4	10	3	0	0	707	222	929
CANKIRI	1	6	217	124	278	30	102	35	78	30	92	22	11	18	12	2	0	0	791	267	1058
CORUM	1	16	200	140	1562	42	379	45	235	23	47	12	22	6	10	0	0	0	2456	284	2740
DENIZLI	271	171	1102	514	921	174	622	47	364	19	42	2	2	1	0	1	0	0	3324	929	4253
DIYARBAKIR	0	5	576	344	1997	326	1331	299	238	127	112	60	24	16	9	9	0	5	4287	1191	5478
EDIRNE	7	11	276	292	758	256	506	331	484	1047	102	114	117	88	81	62	0	0	2331	2201	4532
ELAZIG	0	0	203	31	829	32	100	8	0	3	0	17	3	26	5	7	3	1	1143	125	1268
ERZINCAN	0	2	295	121	477	30	182	22	98	25	150	21	24	3	18	9	0	0	1244	233	1477
ERZURUM	0	1	190	49	1386	91	1013	30	601	3	262	0	149	0	52	1	0	0	3653	175	3828
ESKISEHIR	0	5	865	2497	6532	235	1509	326	323	276	301	73	117	30	315	30	0	0	9962	3472	13434
GAZIANTEP	0	0	185	40	524	84	571	21	430	5	136	7	42	8	53	12	0	0	1941	177	2118
GIRESUN	0	0	37	53	249	105	245	45	185	28	108	9	56	1	82	11	0	0	962	252	1214
GUMUSHANE	0	2	14	39	160	35	154	16	90	4	28	1	11	1	9	0	0	0	466	98	564
HAKKARI	1	0	28	6	150	6	86	1	87	1	7	0	21	0	69	2	5	0	454	16	470
HATAY	0	1	527	289	2442	427	1717	272	1674	106	636	41	199	4	94	7	26	5	7315	1152	8467
IGDIR	0	0	7	28	58	64	65	47	24	27	14	10	4	4	2	1	0	0	174	181	355
ISPARTA	0	1	393	215	371	101	287	59	239	6	1	1	17	17	22	26	0	0	1330	426	1756
ICEL	1	16	545	1341	3905	764	1444	105	474	126	184	44	106	40	66	17	6	1	6731	2454	9185
ISTANBUL	2	1	1632	1534	4092	1181	4692	624	4218	355	2544	207	873	89	509	69	196	23	18758	4083	22841
PENDIK	0	0	1340	890	2222	1057	3502	546	3605	258	716	59	649	11	100	0	0	0	12134	2821	14955
IZMIR	26	17	1522	982	5765	1663	4584	934	2789	610	1392	267	673	128	466	114	46	21	17263	4736	21999
KARAMAN	0	0	221	160	643	134	252	9	197	29	84	18	4	1	0	0	0	0	1401	351	1752
KARS	0	0	51	79	200	118	150	91	139	51	141	41	29	13	2	1	0	0	712	394	1106
KASTAMONU	3	3	82	85	402	151	244	139	193	36	51	20	23	6	12	3	0	0	1010	443	1453
KAYSERI	0	0	533	134	1005	286	830	125	248	62	182	26	87	10	9	1	0	0	2894	644	3538
KIRIKKALE	0	0	108	7	343	11	714	33	210	10	156	14	10	0	0	0	0	0	1541	75	1616
KIRKLARELI	22	25	227	90	274	42	55	16	63	11	25	6	24	5	0	0	0	0	690	195	885
KIRSEHIR	0	0	6	42	293	32	204	57	238	33	119	20	24	3	3	1	0	0	887	188	1075
KOCAELI	1	4	384	795	3835	375	1370	129	1248	97	186	105	143	44	39	9	2	0	7208	1558	8766
KONYA	0	0	210	59	1082	50	663	41	601	11	337	13	156	10	116	7	12	2	3177	193	3370
KUTAHYA	4	8	896	296	2607	220	1613	172	870	73	178	41	63	25	73	18	0	0	6304	853	7157
MALATYA	0	0	136	307	1360	603	918	310	473	160	31	35	89	9	173	12	1	0	3181	1436	4617
MANISA	0	2	1561	1396	7343	951	1720	621	1131	372	522	138	178	35	44	27	2	1	12501	3543	16044
K.MARAS	0	0	1486	329	6388	216	2020	21	465	22	111	7	41	9	32	1	0	0	10543	605	11148
MARDIN	1	3	1117	288	1631	45	414	15	292	7	223	0	154	1	154	0	5	0	3991	359	4350
MUGLA	0	0	402	451	756	21	603	18	251	24	27	0	32	0	13	0	0	0	2084	514	2598
MUS	0	0	247	101	958	11	228	6	24	6	5	2	16	0	4	0	0	0	1482	126	1608
NEVSEHIR	3	2	239	148	532	22	358	7	122	3	31	2	39	0	5	3	1	0	1330	187	1517
NIGDE	0	0	85	90	359	83	343	65	195	23	50	9	41	3	34	3	1	0	1108	276	1384
ORDU	0	0	101	76	844	145	722	14	119	13	77	12	32	7	33	1	23	0	1951	268	2219
RIZE	0	0	12	9	114	36	90	26	78	26	47	11	45	0	20	0	0	0	406	108	514
SAKARYA	0	0	64	189	1194	113	798	96	835	62	348	36	88	5	0	2	0	0	3327	503	3830
SAMSUN	4	32	323	698	109	470	1927	451	1008	746	929	358	298	121	72	60	5	0	4675	2936	7611
SIIRT	1	4	287	204	1462	181	1135	79	265	49	238	55	83	19	45	11	0	0	3516	602	4118
SINOP	1	7	102	200	698	297	580	159	362	65	50	34	34	14	15	3	2	1	1844	780	2624
SIRNAK	0	0	54	27	207	20	304	7	199	4	81	0	22	1	20	1	5	0	892	60	952
SIVAS	0	0	77	56	798	153	2062	83	546	48	308	35	176	6	266	16	1	0	4234	397	4631
TEKIRDAG	0	2	160	49	278	60	182	20	107	25	51	17	28	0	8	0	0	0	814	173	987
TOKAT	1	0	100	126	698	159	496	68	242	25	142	20	53	4	35	4	0	0	1767	406	2173
TRABZON	0	0	370	532	1907	898	2100	744	1105	529	545	89	216	40	40	26	0	0	6283	2858	9141
TUNCELI	0	0	35	29	553	109	298	92	395	131	135	33	39	6	5	6	0	0	1460	406	1866
SANLIURFA	0	0	96	5	205	32	307	27	397	8	146	9	22	0	10	0	0	0	1183	81	1264
USAK	0	0	81	30	142	40	100	46	88	12	28	8	12	1	5	0	0	0	456	137	593
VAN	419	127	425	270	344	161	521	109	181	17	71	11	23	1	3	0	0	0	1987	696	2683
YOZGAT	0	0	209	10	211	30	300	20	166	9	76	3	41	1	0	0	0	0	1003	73	1076
ZONGULDAK	5	0	561	592	11732	819	9636	235	2029	83	503	47	158	21	71	8	3	0	24698	1805	26503
TOPLAM (TOTAL)	831	557	29945	24602	124471	23281	87337	13428	46525	8650	20114	3399	9035	1465	5816	1109	608	119	324682	76610	401292

TABLO 25
1995 YILI SONUNDA KAYITLI ISSIZLER
(EGITIM DUZEYLERINE GORE)
TABLE 25
THE UNEMPLOYED REGISTERED BY THE END OF 1995
(BY EDUCATIONAL STATUS)

ILLER PROVINCES	OKUMA-YAZMA BILMEYENLER ILLITERATE		OKUR-YAZAR OLANLAR LITERATE		ILK OKUL PRIMARY SCHOOL		ORTA VE DENGI JUNIOR HIGH SCHOOL AND ITS EQUIVALENT		SANAT ORTA VOCATIONAL JUNIOR HIGH SCHOOL		LISE VE DENGI HIGH SCHOOL AND ITS EQUIVALENT		SANAT LISESI VOCATIONAL HIGH SCHOOL		LISE USTU HIGHER EDUCATION (MAX.2 YEARS)		YUKSEK OKUL UNIVERSITY		TOPLAM TOTAL		
	ERKEK: MALE:	KADIN: FEMALE:	ERKEK: MALE:	KADIN: FEMALE:	ERKEK: MALE:	KADIN: FEMALE:	ERKEK: MALE:	KADIN: FEMALE:	ERKEK: MALE:	KADIN: FEMALE:	ERKEK: MALE:	KADIN: FEMALE:	ERKEK: MALE:	KADIN: FEMALE:	ERKEK: MALE:	KADIN: FEMALE:	ERKEK: MALE:	KADIN: FEMALE:	ERKEK: MALE:	KADIN: FEMALE:	TOPLAM: TOTAL:
ADANA	113	49	93	62	5138	858	1774	369	0	0	1539	1093	1615	489	232	104	237	125	10741	3149	13890
ADIYAMAN	10	6	13	8	626	239	291	80	0	0	288	167	377	9	61	11	31	3	1697	523	2220
AFYON	35	2	21	5	770	25	286	11	0	0	226	23	275	11	56	16	17	7	1686	100	1786
AGRI	47	4	28	1	490	23	195	19	0	0	165	72	63	23	6	2	8	2	1002	146	1148
AMASYA	51	10	23	12	1173	1696	300	162	0	0	180	116	45	11	37	12	22	9	1831	2028	3859
ANKARA	159	51	114	54	13095	921	5520	703	0	0	4146	4048	3347	198	159	55	1492	744	28032	6774	34806
ANTALYA	14	6	16	2	3433	68	798	153	0	0	870	903	639	59	132	121	238	151	6140	1463	7603
ARTVIN	3	0	2	0	495	24	411	14	0	0	128	67	79	0	12	1	11	1	1141	107	1248
ARDAHAN	7	1	9	2	96	3	56	10	0	0	50	56	16	0	1	3	1	2	236	77	313
AKSARAY	20	12	60	2	472	31	55	4	0	0	118	61	95	0	13	1	14	12	847	123	970
AYDIN	34	6	15	8	3529	375	452	41	0	0	641	446	378	63	72	36	46	37	5167	1012	6179
BALIKESIR	113	39	28	38	2399	571	778	195	0	0	539	526	760	107	173	82	70	87	4860	1645	6505
BARTIN	10	3	6	12	1376	435	189	95	0	0	160	281	112	3	29	8	12	3	1894	840	2734
BATMAN	10	65	62	70	3114	1589	1318	291	1	0	1680	510	577	20	53	9	50	7	6865	2561	9426
BAYBURT	1	0	2	0	13	1	6	0	0	0	4	1	1	0	0	0	2	0	29	2	31
BILECIK	0	3	2	3	545	209	177	87	0	0	86	218	164	10	11	13	32	14	1017	557	1574
BINGOL	88	5	163	6	1679	79	272	20	0	0	394	121	157	1	36	5	25	2	2814	239	3053
BITLIS	63	19	172	42	1570	37	409	12	0	0	471	66	105	4	13	0	5	2	2808	182	2990
BOLU	27	0	48	0	533	137	178	0	0	0	151	178	54	43	12	17	40	9	1043	384	1427
BURDUR	14	2	14	1	293	33	55	9	0	0	62	32	28	6	3	0	21	6	490	89	579
BURSA	119	142	158	103	13460	1201	3397	480	0	0	2232	1611	3873	668	611	261	526	419	24376	4885	29261
CANAKKALE	10	2	22	2	317	65	149	41	0	1	149	70	22	26	4	0	34	15	707	222	929
CANKIRI	2	0	4	1	297	55	107	32	0	0	137	128	220	34	0	0	24	17	791	267	1058
CORUM	26	1	22	2	1059	59	252	8	0	0	712	150	252	21	92	15	41	28	2456	284	2740
DENIZLI	31	31	5	17	2115	287	323	79	0	0	469	362	105	41	160	49	116	63	3324	929	4253
DIYARBAKIR	103	49	65	30	2124	285	546	40	0	0	765	645	407	59	0	0	277	83	4287	1191	5478
EDIRNE	20	9	52	49	1213	1028	291	282	0	0	522	659	149	122	56	39	28	13	2331	2201	4532
ELAZIG	63	13	4	12	401	34	328	23	6	5	294	14	0	3	29	11	18	10	1143	125	1268
ERZINCAN	53	9	42	4	662	81	187	22	0	0	150	79	113	25	26	7	11	6	1244	233	1477
ERZURUM	207	3	123	1	2025	22	348	11	0	0	459	98	351	10	74	4	66	26	3653	175	3828
ESKISEHIR	39	0	166	19	3425	104	2477	91	0	0	431	1559	3033	978	180	77	211	644	9962	3472	13434
GAZIANTEP	67	13	77	8	1159	21	209	20	0	0	271	84	71	9	35	13	52	9	1941	177	2118
GIRESUN	25	8	29	8	523	93	119	21	0	0	135	94	88	5	7	2	36	21	962	252	1214
GUMUSHANE	5	1	6	1	240	38	88	13	0	0	57	36	51	3	12	2	7	4	466	98	564
HAKKARI	54	3	27	1	167	3	112	3	0	0	58	3	28	3	4	0	4	0	454	16	470
HATAY	64	41	122	17	4384	492	916	133	0	0	1365	326	335	39	44	35	85	69	7315	1152	8467
IGDIR	0	0	1	16	101	58	9	22	0	0	51	81	6	0	3	2	3	2	174	181	355
ISPARTA	0	1	3	0	641	143	170	48	1	1	259	142	177	37	53	43	26	11	1330	426	1756
ICEL	37	28	94	48	4024	939	781	159	5	4	778	745	664	248	177	121	171	162	6731	2454	9185
ISTANBUL	250	57	379	104	10028	728	3100	580	0	0	2906	2099	1465	311	238	61	392	143	18758	4083	22841
PENDIK	0	5	80	11	8151	945	1563	307	0	0	1348	1321	762	143	80	38	150	51	12134	2821	14955
IZMIR	143	96	175	82	9948	1731	2416	483	0	0	1644	1258	2199	684	373	143	365	259	17263	4736	21999
KARAMAN	10	2	9	3	1171	246	43	16	0	0	64	69	73	4	9	3	22	8	1401	351	1752
KARS	7	6	9	24	253	142	112	56	0	0	252	158	62	5	8	2	9	1	712	394	1106
KASTAMONU	24	15	48	30	574	220	112	30	0	0	123	117	102	14	21	15	6	2	1010	443	1453
KAYSERI	3	17	33	26	1450	102	341	12	0	0	475	349	365	19	100	64	127	55	2894	644	3538
KIRIKKALE	0	0	2	0	1104	17	99	12	0	0	272	45	43	0	13	0	8	1	1541	75	1616
KIRKLARELI	0	1	0	0	283	43	68	8	0	0	140	91	134	10	28	23	37	19	690	195	885
KIRSEHIR	5	1	5	0	302	14	196	25	0	0	186	127	155	13	22	4	16	4	887	188	1075
KOCAELI	52	12	84	9	3775	184	1053	171	0	0	552	813	1411	172	140	109	141	88	7208	1558	8766
KONYA	55	6	48	2	1910	25	392	11	0	0	291	50	313	17	61	20	107	62	3177	193	3370
KUTAHYA	54	5	51	6	3122	114	683	47	0	0	970	525	1213	82	125	48	86	26	6304	853	7157
MALATYA	85	21	69	22	1496	363	660	316	0	0	420	597	327	56	76	23	48	38	3181	1436	4617
MANISA	133	65	137	43	7385	1621	1290	245	2	0	1322	1227	1876	225	228	42	128	75	12501	3543	16044
K.MARAS	71	24	60	36	7255	79	794	119	15	0	1079	253	1064	34	123	34	82	26	10543	605	11148
MARDIN	112	6	285	0	1805	62	623	74	0	0	853	184	232	21	39	2	42	10	3991	359	4350
MUGLA	18	1	22	15	1103	28	289	36	0	0	220	360	326	33	62	26	44	15	2084	514	2598
MUS	20	0	53	2	781	34	173	8	0	0	262	75	153	2	18	2	22	3	1482	126	1608
NEVSEHIR	7	1	4	5	806	60	237	13	0	0	137	89	97	6	27	2	15	11	1330	187	1517
NIGDE	9	4	8	4	630	85	123	22	0	0	104	112	192	14	29	19	13	16	1108	276	1384
ORDU	45	0	34	1	853	26	200	27	0	0	555	92	134	42	18	26	112	54	1951	268	2219
RIZE	42	0	12	3	197	21	53	13	4	1	48	54	23	8	13	3	14	5	406	108	514
SAKARYA	19	12	61	16	1977	100	278	29	0	0	368	265	504	25	0	0	120	56	3327	503	3830
SAMSUN	0	0	8	0	2285	1258	596	234	0	0	1007	1092	499	68	39	54	241	230	4675	2936	7611
SIIRT	18	152	104	148	2301	178	389	23	1	0	477	83	204	18	9	0	13	0	3516	602	4118
SINOP	27	2	29	16	650	376	451	97	2	1	466	234	167	29	24	11	28	14	1844	780	2624
SIRNAK	19	0	33	2	464	33	107	5	0	0	202	20	57	0	4	0	6	0	892	60	952
SIVAS	157	14	173	13	2122	101	341	51	0	0	822	161	525	15	0	0	94	42	4234	397	4631
TEKIRDAG	18	1	7	2	493	60	97	13	0	0	89	67	83	6	11	12	16	12	814	173	987
TOKAT	35	4	38	8	927	129	214	35	2	0	203	195	209	5	89	16	50	14	1767	406	2173
TRABZON	10	9	40	24	1519	878	1363	346	0	0	2186	1304	689	122	198	98	278	77	6283	2858	9141
TUNCELI	7	13	38	22	799	84	235	65	0	0	246	191	83	17	35	9	17	5	1460	406	1866
S.URFA	49	2	76	6	488	3	216	14	0	0	193	41	98	4	37	5	26	6	1183	81	1264
USAK	0	0	1	0	179	34	31	4	0	0	99	74	90	7	37	13	19	5	456	137	593
VAN	35	14	485	145	782	283	281	98	0	0	262	124	109	19	19	7	14	6	1987	696	2683
YOZGAT	0	0	7	1	588	19	56	11	0	0	259	39	93	3	0	0	0	0	1003	73	1076
ZONGULDAK	164	21	608	44	17611	308	2113	160	0	0	1414	871	2346	182	314	129	128	90	24698	1805	26503
TOPLAM (TOTAL)	3447	1226	5228	1542	176743	23096	45717	7619	39	13	43708	30697	37309	5823	5345	2240	7146	4354	324682	76610	401292

1994 İŞSİZ SAYISI : 469345
YAŞ GRUPLARINA GÖRE DAĞILIMI
NUMBER OF THE UNEMPLOYED IN 1994
DISTRIBUTION BY AGE GROUPS

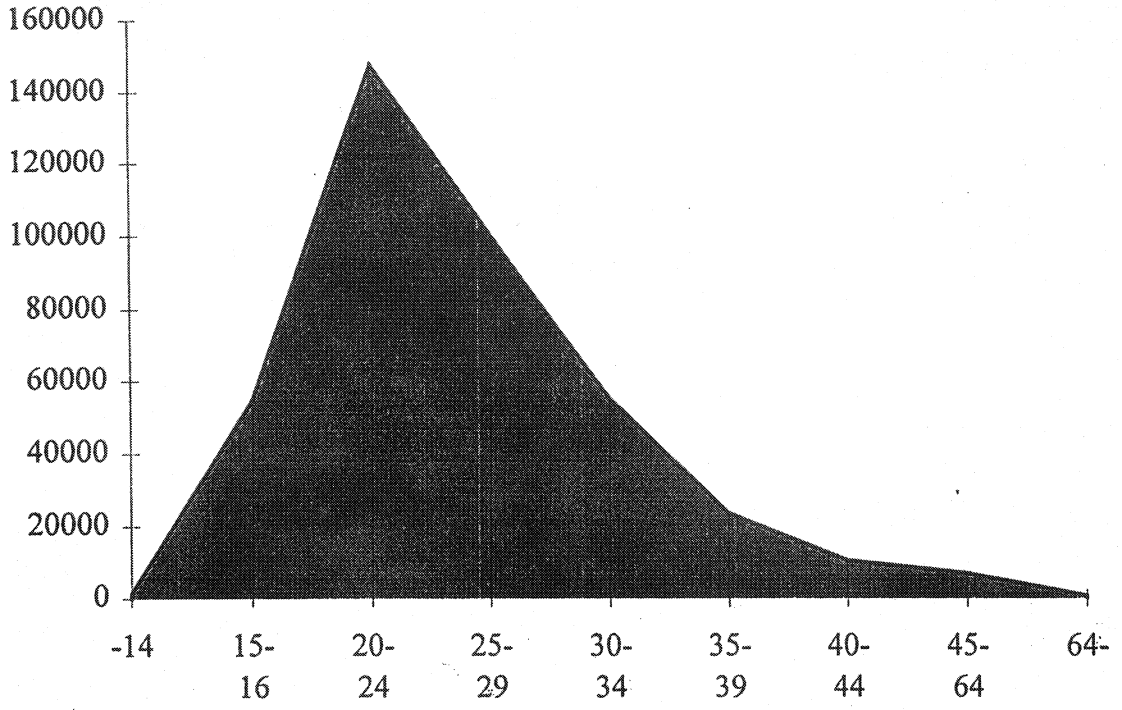

1995 İŞSİZ SAYISI :401292
YAŞ GRUPLARINA GÖRE DAĞILIMI
NUMBER OF THE UNEMPLOYED IN 1995
DISTRIBUTION BY AGE GROUPS

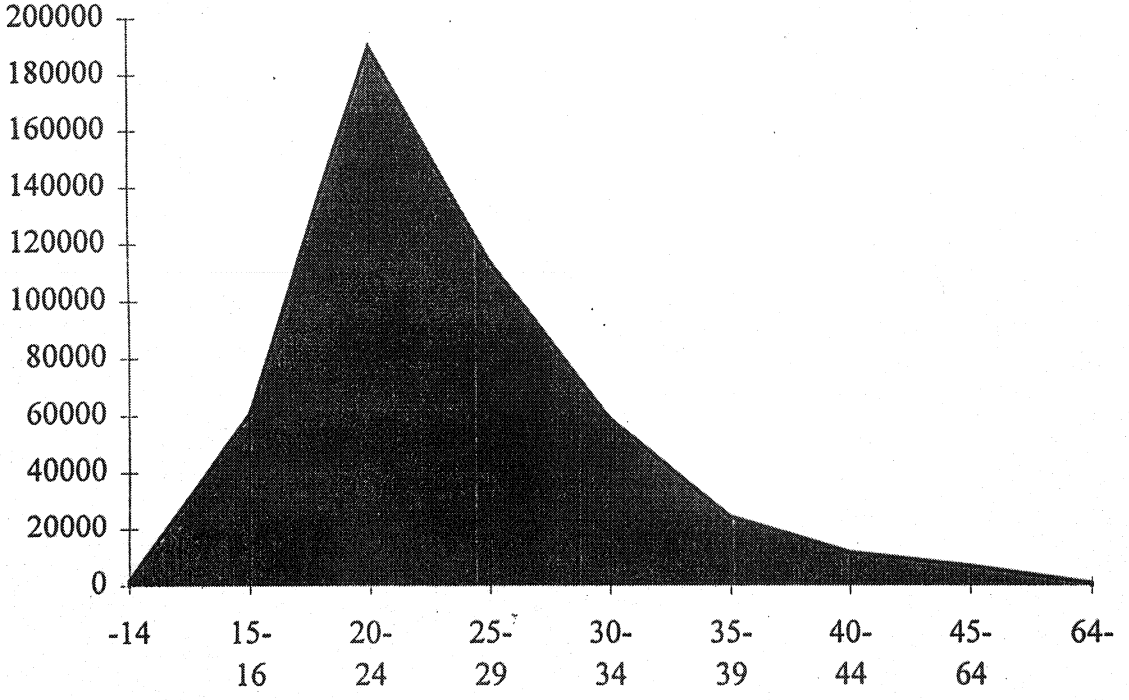

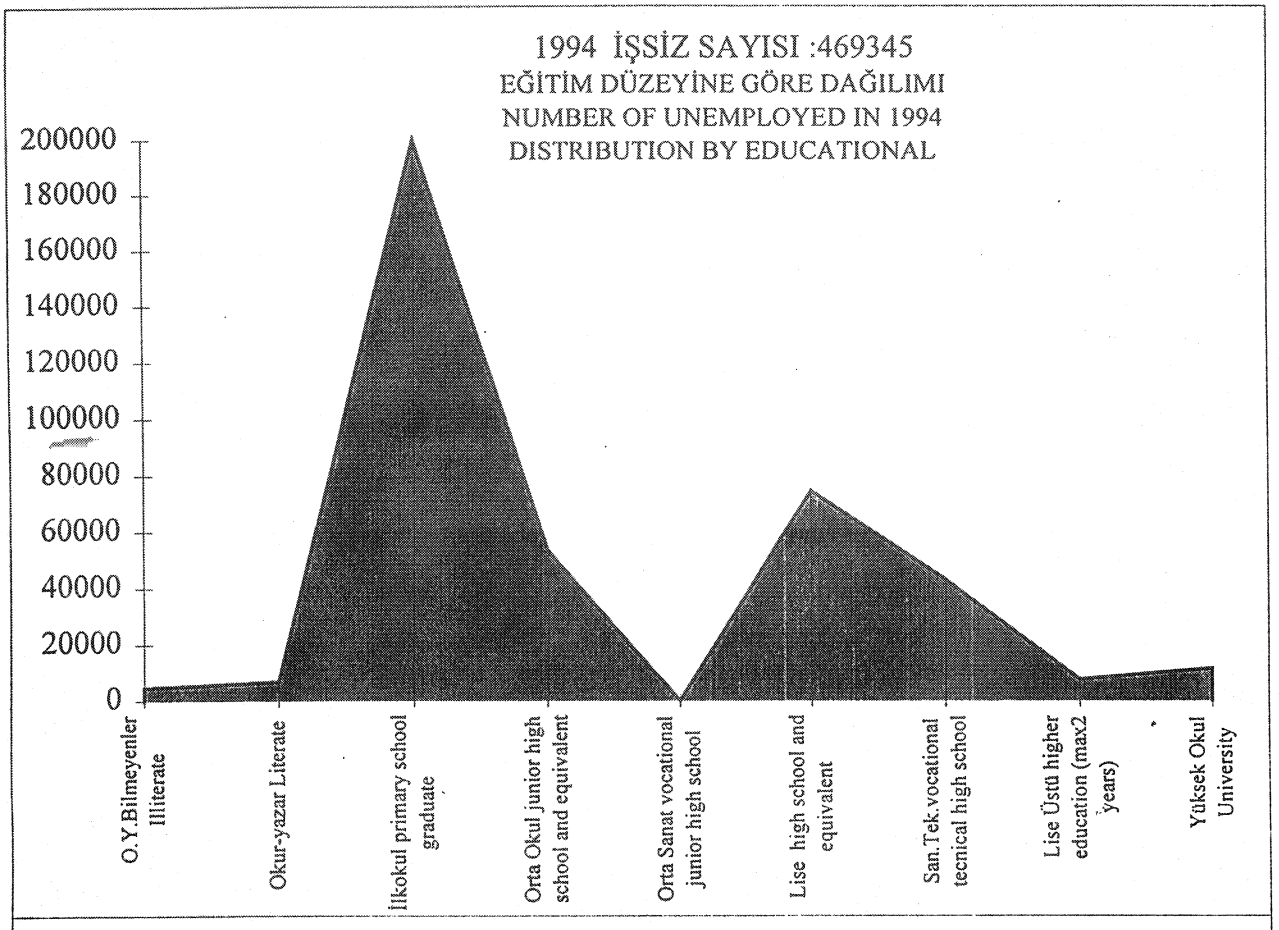
1994 İŞSİZ SAYISI :469345
EĞİTİM DÜZEYİNE GÖRE DAĞILIMI
NUMBER OF UNEMPLOYED IN 1994
DISTRIBUTION BY EDUCATIONAL
200000
180000
160000
140000
120000
100000
80000
60000
40000
20000
0
O.Y.Bilmeyenler Illiterate
Okur-yazar Literate
İlkokul primary school graduate
Orta Okul junior high school and equivalent
Orta Sanat vocational junior high school
Lise high school and equivalent
San.Tek.vocational tecnical high school
Lise Üstü higher education (max2 years)
Yüksek Okul University

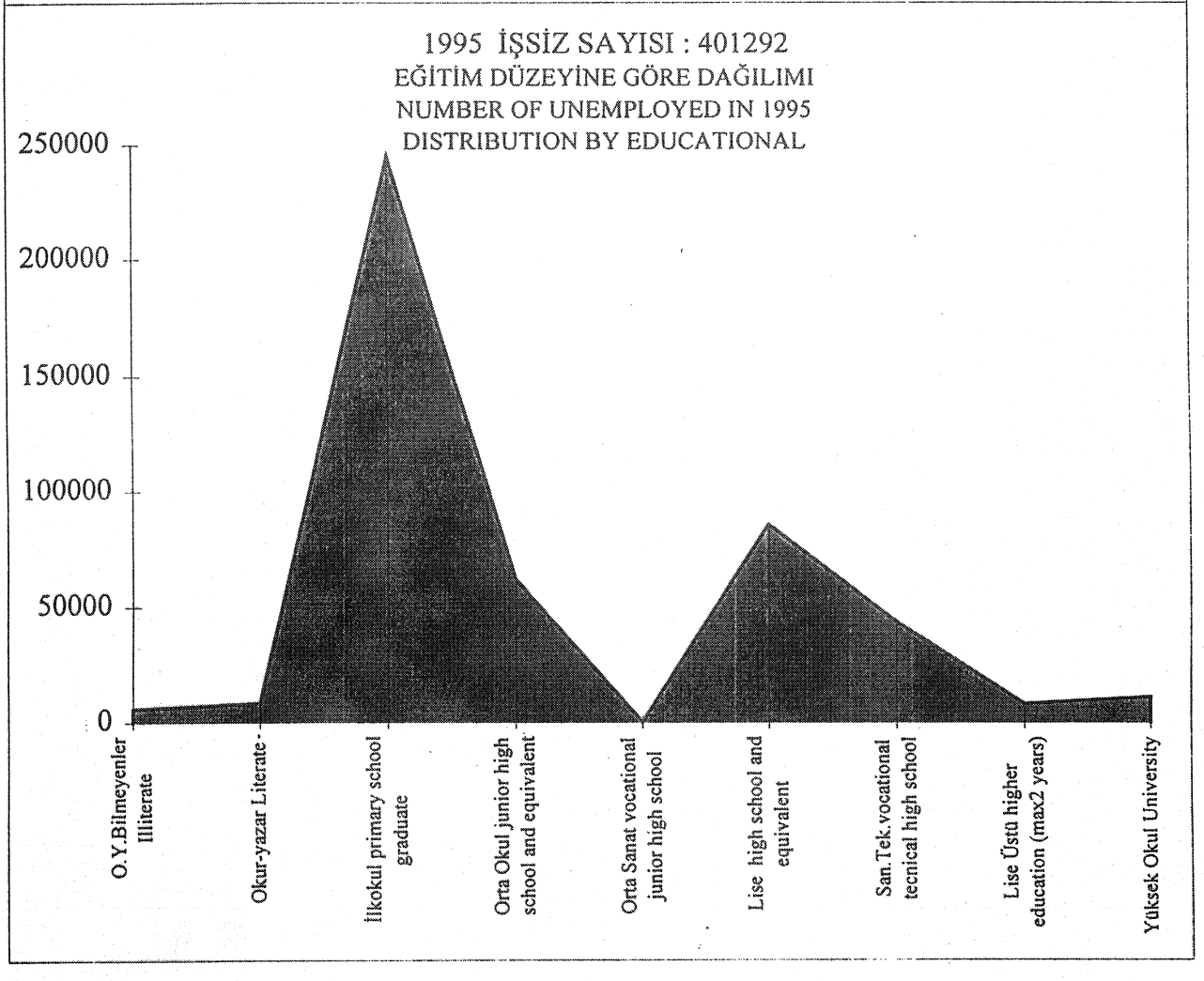
1995 İŞSİZ SAYISI : 401292
EĞİTİM DÜZEYİNE GÖRE DAĞILIMI
NUMBER OF UNEMPLOYED IN 1995
DISTRIBUTION BY EDUCATIONAL
250000
200000
150000
100000
50000
0
O.Y.Bilmeyenler Illiterate
Okur-yazar Literate
İlkokul primary school graduate
Orta Okul junior high school and equivalent
Orta Sanat vocational junior high school
Lise high school and equivalent
San.Tek.vocational tecnical high school
Lise Üstü higher education (max2 years)
Yüksek Okul University

VII. BÖLÜM : SAKAT VE ESKİ HÜKÜMLÜLERLE İLGİLİ BİLGİLER
PART VII : INFORMATIONS ABOUT THE DISABLED AND THE EX-CONVICTS

TABLO 26
1995 YILINDA IŞ KANUNU GEREGİNCE YURUTULEN SAKAT VE
ESKİ HUKUMLU ÇALIŞMALARI (İLLERE GÖRE)
TABLE 26
ACTIVITIES CONDUCTED IN 1995 WITHIN THE FRAMEWORK
OF LABOUR ACT AS REGARDS THE DISABLED AND THE EX-CONVICTS
(BY PROVINCES)

İLLER PROVINCES	SAKATLAR DISABLEDS													ESKİ HUKUMLULER EX - CONVICTS											
	BAŞVURU APPLICATIONS			İŞE YERLEŞTİRME PLACEMENTS						YIL SONUNDA SIRA BEKLEYENLER THOSE WAITING THEIR TURNS BY THE END OF THE YEAR				BAŞVURU APPLICATIONS			İŞE YERLEŞTİRME PLACEMENTS						YIL SONUNDA SIRA BEKLEYENLER THOSE WAITING THEIR TURNS BY THE END OF THE YEAR		
				TOPLAM TOTAL			KAMU PUBLIC			ÖZEL PRIVATE							TOPLAM TOTAL			KAMU PUBLIC			ÖZEL PRIVATE		
	ERKEK: MALE	KADIN: FEMALE	TOPLAM: TOTAL	ERKEK: MALE	KADIN: FEMALE	TOPLAM: TOTAL	ERKEK: MALE	KADIN: FEMALE	ERKEK: MALE	KADIN: FEMALE	ERKEK: MALE	KADIN: FEMALE	TOPLAM: TOTAL	ERKEK: MALE	KADIN: FEMALE	TOPLAM: TOTAL	ERKEK: MALE	KADIN: FEMALE	TOPLAM: TOTAL	ERKEK: MALE	KADIN: FEMALE	TOPLAM: TOTAL	ERKEK: MALE	KADIN: FEMALE	TOPLAM: TOTAL
ADANA	387	103	490	198	46	244	26	1	172	45	1667	292	1959	265	2	267	191	2	193	12	0	179	2	787	6	793
ADIYAMAN	85	17	102	16	2	18	13	2	3	0	285	24	309	45	0	45	14	0	14	11	0	3	0	157	1	158
AFYON	71	6	77	44	4	48	16	1	28	3	388	34	422	47	0	47	36	0	36	5	0	31	0	59	0	59
AGRI	14	1	15	4	0	4	4	0	0	0	225	18	243	10	0	10	9	0	9	9	0	0	0	48	1	49
AMASYA	39	5	44	12	1	13	5	1	7	0	801	103	904	10	0	10	2	0	2	0	0	2	0	237	2	239
ANKARA	922	157	1079	375	51	426	87	14	288	37	3321	486	3807	604	15	619	455	7	462	250	2	205	5	1416	13	1429
ANTALYA	155	15	170	126	11	137	16	1	110	10	363	31	394	54	2	56	53	2	55	8	0	45	2	134	2	136
ARTVİN	29	7	36	80	2	82	80	2	0	0	307	52	359	16	0	16	37	0	37	37	0	0	0	89	2	91
ARDAHAN	7	4	11	1	0	1	1	0	0	0	70	15	85	3	0	3	0	0	0	0	0	0	0	25	0	25
AKSARAY	22	2	24	4	1	5	0	1	4	0	158	9	167	3	0	3	4	0	4	0	0	4	0	41	0	41
AYDIN	76	7	83	47	5	52	12	2	35	3	517	62	579	42	2	44	31	0	31	12	0	19	0	167	2	169
BALIKESİR	52	5	57	19	4	23	3	1	16	3	736	60	796	14	1	15	17	0	17	4	0	13	0	276	4	280
BARTIN	23	8	31	1	1	2	1	0	0	1	160	14	174	16	0	16	0	0	0	0	0	0	0	91	1	92
BATMAN	92	7	99	0	0	0	0	0	0	0	310	30	340	37	0	37	1	0	1	1	0	0	0	170	1	171
BAYBURT	0	0	0	0	0	0	0	0	0	0	25	2	27	0	0	0	1	0	1	1	0	0	0	6	0	6
BİLECİK	37	7	44	32	2	34	3	0	29	2	122	15	137	24	0	24	21	0	21	1	0	20	0	30	0	30
BİNGÖL	17	2	19	1	0	1	1	0	0	0	361	16	377	2	0	2	3	0	3	3	0	0	0	133	0	133
BİTLİS	12	0	12	1	0	1	1	0	0	0	275	10	285	4	0	4	1	0	1	1	0	0	0	76	0	76
BOLU	61	10	71	39	6	45	10	2	29	4	416	44	460	29	1	30	29	0	29	2	0	27	0	58	2	60
BURDUR	8	3	11	11	1	12	1	1	10	0	204	40	244	2	0	2	3	1	4	0	0	3	1	78	2	80
BURSA	521	110	631	318	60	378	10	1	308	59	1517	180	1697	140	1	141	84	0	84	11	0	73	0	483	7	490
ÇANAKKALE	30	10	40	13	11	24	3	1	10	10	161	13	174	19	0	19	12	0	12	5	0	7	0	44	0	44
ÇANKIRI	14	5	19	8	0	8	3	0	5	0	163	20	183	7	0	7	6	0	6	3	0	3	0	57	1	58
ÇORUM	37	21	58	13	6	19	3	1	10	5	395	47	442	10	0	10	11	1	12	1	0	10	1	106	2	108
DENİZLİ	176	34	210	179	31	210	2	0	177	31	353	51	404	44	3	47	41	3	44	0	0	41	3	127	0	127
DİYARBAKIR	167	21	188	28	3	31	24	3	4	0	1743	126	1869	59	1	60	41	0	41	30	0	11	0	1078	3	1081
EDİRNE	63	17	80	63	8	71	9	1	54	7	164	28	192	20	0	20	16	0	16	1	0	15	0	70	0	70
ELAZIĞ	48	2	50	6	0	6	3	0	3	0	518	28	546	17	1	18	4	0	4	2	0	2	0	291	1	292
ERZİNCAN	70	6	76	12	0	12	4	0	8	0	317	22	339	9	0	9	3	0	3	0	0	3	0	51	1	52
ERZURUM	57	1	58	16	3	19	15	3	1	0	1190	62	1252	16	0	16	8	0	8	5	0	3	0	254	0	254
ESKİŞEHİR	134	19	153	63	13	76	9	1	54	12	964	79	1043	73	0	73	48	0	48	3	0	45	0	96	1	97
GAZİANTEP	203	9	212	88	3	91	2	0	86	3	641	51	692	57	0	57	29	0	29	0	0	29	0	221	2	223
GİRESUN	30	11	41	10	6	16	3	1	7	5	312	64	376	24	0	24	4	0	4	3	0	1	0	245	4	249
GÜMÜŞHANE	8	1	9	25	0	25	19	0	6	0	76	7	83	2	0	2	8	0	8	7	0	1	0	19	1	20
HAKKARİ	11	0	11	2	1	3	2	0	0	1	97	7	104	8	0	8	1	0	1	1	0	0	0	106	0	106
HATAY	56	6	62	15	1	16	2	0	13	1	1033	84	1117	14	0	14	15	0	15	5	0	10	0	479	1	480
IĞDIR	8	1	9	5	1	6	5	1	0	0	52	8	60	1	0	1	0	0	0	0	0	0	0	21	0	21
ISPARTA	32	5	37	14	3	17	2	0	12	3	269	46	315	33	0	33	22	0	22	8	0	14	0	78	2	80
İÇEL	200	31	231	73	7	80	13	1	60	6	1134	139	1273	83	1	84	42	1	43	11	1	31	0	461	5	466
İSTANBUL	1119	180	1299	858	117	975	37	9	821	108	2846	357	3203	361	4	365	306	4	310	169	1	137	3	909	7	916
İZMİR	378	50	428	182	12	194	26	3	156	9	2221	288	2509	75	0	75	102	2	104	36	0	66	2	394	8	402
KARAMAN	614	109	723	372	47	419	61	3	311	44	2014	317	2331	337	7	344	256	8	264	120	1	136	7	1054	11	1065
KARS	37	5	42	26	3	29	5	0	21	3	131	24	155	23	1	24	17	0	17	3	0	14	0	78	3	81
KASTAMONU	29	2	31	7	0	7	7	0	0	0	246	43	289	11	0	11	9	0	9	9	0	0	0	55	2	57
KAYSERİ	30	6	36	3	0	3	2	0	1	0	393	57	450	20	0	20	1	0	1	1	0	0	0	236	6	242
KIRIKKALE	181	20	201	77	10	87	6	5	71	5	420	104	524	118	0	118	68	2	70	11	0	57	2	30	1	31
KIRKLARELİ	53	4	57	8	1	9	4	1	4	0	691	65	756	19	0	19	11	0	11	10	0	1	0	287	1	288
KIRŞEHİR	52	12	64	41	11	52	2	1	39	10	189	8	197	24	0	24	11	0	11	1	0	10	0	41	1	42
KOCAELİ	30	3	33	8	0	8	5	0	3	0	207	37	244	7	0	7	4	0	4	2	0	2	0	61	1	62
KONYA	226	22	248	161	10	171	50	2	111	8	1024	62	1086	106	3	109	85	2	87	27	0	58	2	314	2	316
KÜTAHYA	133	10	143	57	5	62	8	1	49	4	857	54	911	67	0	67	49	0	49	14	0	35	0	353	1	354
MALATYA	84	6	90	40	2	42	15	0	25	2	595	17	612	48	0	48	23	0	23	15	0	8	0	314	1	315
MANİSA	76	18	94	25	1	26	9	0	16	1	748	123	871	12	1	13	15	2	17	11	0	4	2	326	4	330
K.MARAŞ	146	34	180	74	17	91	13	1	61	16	1224	87	1311	96	3	99	80	0	80	9	0	71	0	433	5	438
MARDİN	44	8	52	22	1	23	3	1	19	0	455	48	503	19	1	20	16	0	16	2	0	14	0	233	3	236
MUĞLA	44	6	50	3	0	3	3	0	0	0	373	22	395	12	0	12	6	0	6	2	0	4	0	226	0	226
MUŞ	42	2	44	22	2	24	2	0	20	2	139	15	154	13	0	13	6	0	6	2	0	4	0	45	3	48
NEVŞEHİR	33	0	33	4	0	4	4	0	0	0	293	10	303	6	0	6	1	0	1	1	0	0	0	149	0	149
NİĞDE	31	5	36	10	2	12	0	1	10	1	159	36	195	7	0	7	2	0	2	2	0	0	0	63	1	64
ORDU	30	5	35	7	0	7	0	0	7	0	160	25	185	8	0	8	1	0	1	0	0	1	0	67	2	69
RİZE	41	9	50	10	6	16	6	0	4	6	445	54	499	14	0	14	4	0	4	1	0	3	0	148	3	151
SAKARYA	27	8	35	5	0	5	0	0	5	0	206	62	268	11	0	11	4	0	4	0	0	4	0	141	1	142
SAMSUN	65	2	67	33	1	34	5	0	28	1	775	33	808	29	1	30	16	0	16	6	0	10	0	181	6	187
SİİRT	108	33	141	55	18	73	23	5	32	13	2184	903	3087	64	2	66	70	0	70	48	0	22	0	886	14	900
SİNOP	43	4	47	0	0	0	0	0	0	0	487	12	499	2	0	2	0	0	0	0	0	0	0	200	0	200
ŞIRNAK	16	1	17	3	0	3	2	0	1	0	338	66	404	6	0	6	2	0	2	1	0	1	0	182	4	186
SİVAS	3	0	3	2	0	2	2	0	0	0	72	0	72	2	0	2	1	0	1	1	0	0	0	56	0	56
TEKİRDAĞ	60	13	73	11	1	12	7	0	4	1	1314	140	1454	17	0	17	1	0	1	0	0	1	0	279	3	282
TOKAT	123	32	155	130	28	158	2	0	128	28	153	27	180	9	0	9	8	0	8	1	0	7	0	21	0	21
TRABZON	38	8	46	15	0	15	10	0	5	0	399	83	482	20	0	20	9	0	9	6	0	3	0	163	0	163
TUNCELİ	41	5	46	75	1	76	74	0	1	1	772	156	928	16	0	16	24	0	24	22	0	2	0	224	5	229
ŞANLIURFA	9	0	9	2	0	2	2	0	0	0	139	18	157	1	1	2	0	0	0	0	0	0	0	63	3	66
UŞAK	53	2	55	9	0	9	3	0	6	0	393	13	406	17	0	17	4	0	4	3	0	1	0	171	0	171
VAN	47	6	53	28	1	29	4	0	24	1	168	34	202	16	1	17	17	1	18	2	0	15	1	27	0	27
YOZGAT	34	1	35	2	1	3	1	1	1	0	492	18	510	19	0	19	1	0	1	0	0	1	0	316	0	316
ZONGULDAK	37	4	41	8	0	8	5	0	3	0	386	30	416	24	0	24	5	0	5	0	0	5	0	151	1	152
TOPLAM(TOTAL)	87	35	122	17	2	19	6	0	11	2	2384	214	2598	38	0	38	18	1	19	6	0	12	1	1671	15	1686
	8218	1346	9564	4374	594	4968	827	77	3547	517	48302	6081	54383	3557	55	3612	2556	39	2595	997	5	1559	34	18913	188	19101

TABLO 27
1995 YILINDA IS KANUNU GEREGINCE BASVURAN ISE YERLESTIRILEN
VE SIRA BEKLEYEN SAKATLARIN SAKATLIK CESITLERINE GORE DAGILIMI
TABLE 27
DISTRIBUTION OF THE DISABLED APPLIED, AND PLACED
IN ACCORDANCE WITH LABOUR ACT, OR WAITING
FOR THEIR TURNS IN 1995 (BY TYPES OF DISABILITY)

SAKATLIK CESITLERI		BASVURU APPLICATIONS			ISE YERLESTIRME PLACEMENTS									YIL SONUNDA SIRA BEKLEYENLER THOSE WAITING THEIR TURNS BY THE END OF THE YEAR			TYPES OF DISABILITY
					TOPLAM TOTAL			KAMU PUBLIC			OZEL PRIVATE						
		ERKEK MALE	KADIN FEMALE	TOPLAM TOTAL	ERKEK MALE	KADIN FEMALE	TOPLAM TOTAL	ERKEK MALE	KADIN FEMALE	TOPLAM TOTAL	ERKEK MALE	KADIN FEMALE	TOPLAM TOTAL	ERKEK MALE	KADIN FEMALE	TOPLAM TOTAL	
GOZ SAKATLIKLARI	AMALAR	115	33	148	39	10	49	16	2	18	23	8	31	1478	158	1636	BLINDS
	DIGERLERI	1330	128	1458	724	54	778	131	9	140	593	45	638	8190	551	8741	VISUAL IMPAIRMENTS: OTHERS
ISITME VE KONUSMA SAKATLIKLAR		1035	179	1214	681	114	795	85	5	90	596	109	705	4922	674	5596	HEARING AND SPEAKING DEFECTS
KOL VE EL SAKATLIKLARI		1076	117	1193	583	50	633	103	10	113	480	40	520	6295	604	6899	ARM AND HAND DISABILITIES
BACAK VE AYAK SAKATLIKLARI		2694	704	3398	1397	278	1675	308	39	347	1089	239	1328	15229	3271	18500	LEG AND FOOT DISABILITIES
IC HASTALIKLARI SAKATLIKLARI		570	41	611	243	25	268	63	1	64	180	24	204	3756	159	3915	DISABILITIES OF THE INTERNAL ORGANS
ZIHNI SAKATLIKLAR		270	19	289	138	8	146	21	2	23	117	6	123	1249	80	1329	MENTAL DEFECTS
DIGER SAKATLIKLAR		1128	125	1253	569	55	624	100	9	109	469	46	515	7183	584	7767	OTHER DISABILITIES
TOPLAM		8218	1346	9564	4374	594	4968	827	77	904	3547	517	4064	48302	6081	54383	TOTAL

TABLO 28

1972 YILINDA YURURLUGE GIREN SAKAT VE ESKI HUKUMLU MEVZUATI DOLAYISIYLA BU YILDAN ITIBAREN BASLATILAN VE 1995 YILI SONUNA KADAR YURUTULEN SAKAT VE ESKI HUKUMLU CALISMALARI

TABLE 28

ACTIVITIES CONCERNING THE DISABLED AND THE EX-CONVICTS BETWEEN 1972 THE YEAR WHEN RELEVANT LEGISLATION GAINED FORCE AND THE END OF 1995

YILLAR YEARS	SAKATLAR DISABLEDES												ESKI HUKUMLULER EX - CONVICTS											
	BASVURU APPLICATIONS			ISE YERLESTIRME PLACEMENTS									BASVURU APPLICATIONS			ISE YERLESTIRME PLACEMENTS								
				TOPLAM TOTAL			KAMU PUBLIC			OZEL PRIVATE						TOPLAM TOTAL			KAMU PUBLIC			OZEL PRIVATE		
	ERKEK: MALE	KADIN: FEMALE	TOPLAM: TOTAL	ERKEK: MALE	KADIN: FEMALE	TOPLAM: TOTAL	ERKEK: MALE	KADIN: FEMALE	TOPLAM: TOTAL	ERKEK: MALE	KADIN: FEMALE	TOPLAM: TOTAL	ERKEK: MALE	KADIN: FEMALE	TOPLAM: TOTAL	ERKEK: MALE	KADIN: FEMALE	TOPLAM: TOTAL	ERKEK: MALE	KADIN: FEMALE	TOPLAM: TOTAL	ERKEK: MALE	KADIN: FEMALE	TOPLAM: TOTAL
1972			12120			2927			1529			1398			3144			1116			646			470
1973			7098			2619			1259			1360			2243			952			581			371
1974			10009			4942			3226			1716			8377			2874			2016			858
1975			7614			3068			2111			957			4238			1883			1475			408
1976			7238			2628			1619			1009			3042			1681			1354			327
1977			8347			2077			1109			968			1609			886			610			276
1978			5545			1871			992			879			1600			810			504			306
1979			4613			1805			1111			694			1465			771			552			219
1980			4642			1340			767			573			893			497			295			202
1981	11078	1399	12477	2209	286	2495	1232	173	1405	977	113	1090	1545	16	1561	899	7	906	513	1	514	386	6	392
1982	9739	1091	10830	2377	357	2734	1730	301	2031	647	56	703	3585	43	3628	966	14	980	625	13	638	341	1	342
1983	10100	1211	11311	2469	361	2830	1587	263	1850	882	98	980	5077	56	5133	1504	20	1524	945	13	958	559	7	566
1984	10085	1224	11309	4272	632	4904	3072	481	3553	1200	151	1351	5185	43	5228	2035	24	2059	1098	10	1108	937	14	951
1985	7909	843	8752	3390	453	3843	1612	210	1822	1778	243	2021	4229	56	4285	2658	34	2692	903	3	906	1755	31	1786
1986	7221	796	8017	2832	349	3181	1607	218	1825	1225	131	1356	6078	75	6153	2032	20	2052	1081	7	1088	951	13	964
1987	8717	1048	9765	4054	392	4446	1823	160	1983	2231	232	2463	5229	45	5274	2595	24	2619	1348	4	1352	1247	20	1267
1988	7606	1118	8724	4179	511	4690	1752	201	1953	2427	310	2737	4581	41	4622	2735	25	2760	1480	8	1488	1255	17	1272
1989	9544	1278	10822	6830	796	7626	2363	275	2638	4467	521	4988	6137	41	6178	4232	41	4273	2043	19	2062	2189	22	2211
1990	11164	1412	12576	5713	694	6407	1568	158	1726	4145	536	4681	6594	59	6653	3158	26	3184	1398	14	1412	1760	12	1772
1991	10713	1331	12044	4671	590	5261	1342	120	1462	3329	470	3799	10081	145	10226	2863	43	2906	1032	8	1040	1831	35	1866
1992	12431	1538	13969	4670	541	5211	1220	120	1340	3450	421	3871	6859	64	6923	2509	35	2544	680	5	685	1829	30	1859
1993	10361	1317	11678	4653	522	5175	1414	162	1576	3239	360	3599	5712	53	5765	2785	23	2808	852	4	856	1933	19	1952
1994	7878	1086	8964	3596	485	4081	892	84	976	2704	401	3105	4868	70	4938	2370	43	2413	1052	5	1057	1318	38	1356
1995	8218	1346	9564	4374	594	4968	827	77	904	3547	517	4064	3557	55	3612	2556	39	2595	997	5	1002	1559	34	1593
TOPLAM(TOTAL)	142764	18038	228028	60289	7563	91129	24041	3003	40767	36248	4560	50362	79317	862	106790	35897	418	47785	16047	119	24199	19850	299	23586

NOT : CINSIYET AYRIMLI BILGI DERLENMESINE 1981 YILINDA BASLANILDIGINDAN ONCEKI YILLARA AIT BILGILER TOPLAM OLARAK VERILMISTIR.

NOTE:FOR THE COMPILATION OF SEX- BASED DATA STARTED IN 1981,FIGURES FOR THE PREVIOUS YEARS ARE GIVEN AS A TOTAL.

1994-1995 YILI SAKAT-ESKİ HÜKÜMLÜ ÇALIŞMALARI

COMPARISON OF NUMERICAL DATA ABOUT DISABLE
AND EX-CONVICTS THE YEARS 1994-1995

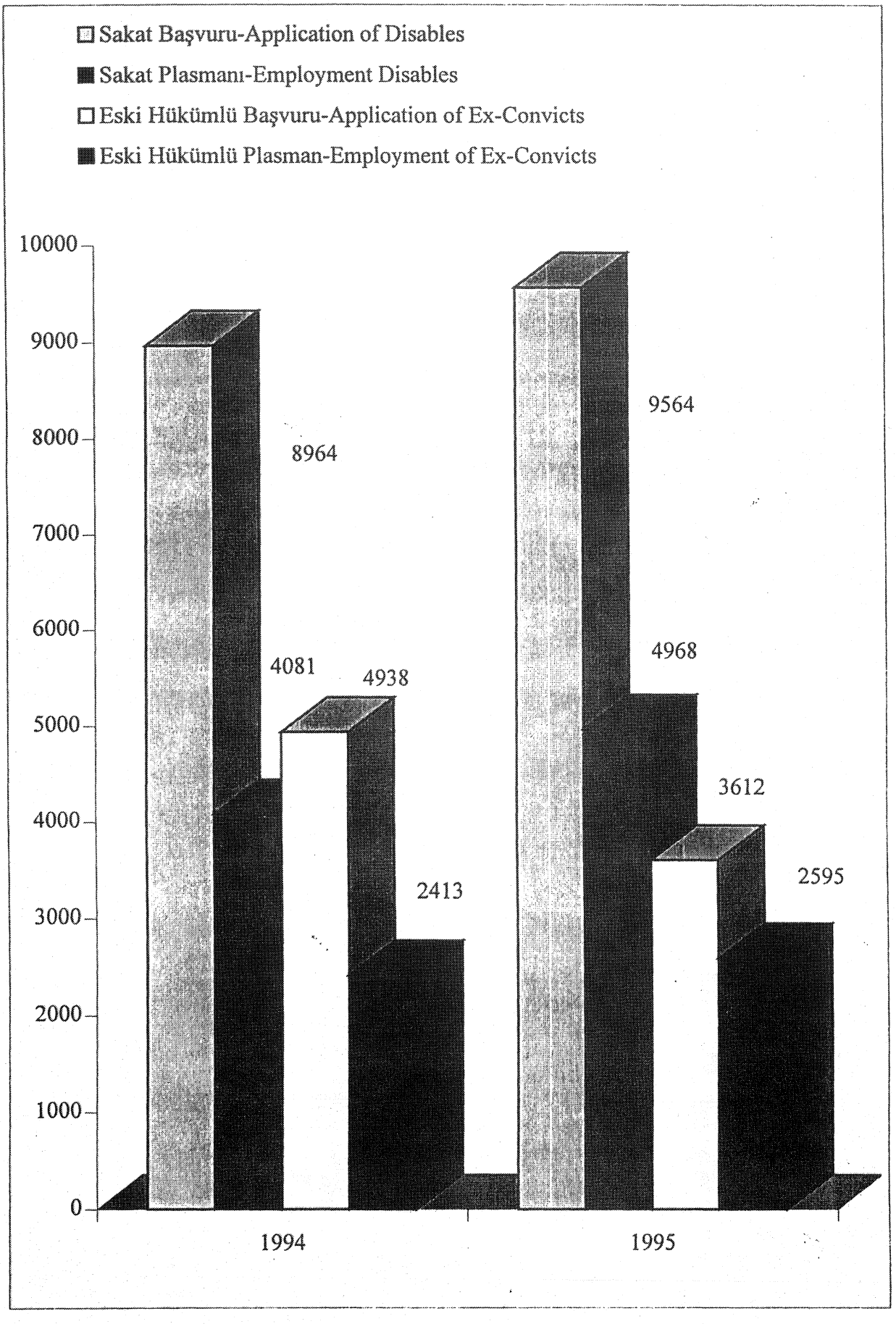

VIII. BÖLÜM : YURT DIŞI HİZMETLERİMİZLE İLGİLİ BİLGİLER
PART VIII : INFORMATIONS ABOUT OUR EXTERNAL SERVICES



TABLO 29
1995 YILINDA YURT DISINA CALISMAK UZERE BASVURAN VE
YURT DISINA GONDERILENLER (ULKELERE GORE)
TABLE 29
THOSE APPLYING FOR JOBS ABROAD AND SENT THERETO IN 1995(BY COUNTRIES)

ILLER PROVINCES	BASVURU APPLICATIONS			YAPILAN GONDERMELER SENDINGS														
	ERKEK: MALE	KADIN: FEMALE	TOPLAM: TOTAL	PAKISTAN	ISRAIL	SURIYE	LIBYA LIBYA	K.K.T.C CYPRUS	KUVEYT KUWAIT	S.ARAB. SAUDI ARABIA	BAG.DEV. TOPLULUGU	ALMANYA GERMANY	AMERIKA BIRLESIK DEVLETI UNITED STATES OF AMERICA	AVUSTRALYA AUSTRALIA	ROMANYA	ISVEC	MALEZYA	OTEKI ULKELER OTHER COUNTRIES	TOPLAM TOTAL
ADANA	191	2	193	3	2	7	48	1	91	820	634	8	1	8	0	1	14	2	1640
ADIYAMAN	0	0	0	0	0	0	3	0	0	157	42	1	0	0	0	0	0	1	204
AFYON	557	0	557	0	0	12	68	0	1	90	658	10	0	0	0	0	0	0	839
AGRI	13	0	13	0	1	0	1	0	0	34	136	8	1	0	0	0	0	0	181
AMASYA	2	0	2	2	5	0	29	0	0	45	175	2	1	3	1	1	1	0	265
ANKARA	63	0	63	3	64	29	83	4	16	561	1909	97	19	59	26	24	16	51	2961
ANTALYA	7	0	7	1	2	0	3	0	2	21	162	10	1	1	0	1	0	1	205
ARTVIN	0	0	0	0	8	1	1	0	4	37	172	1	0	0	1	0	0	0	225
ARDAHAN	0	0	0	0	0	0	0	0	0	0	9	0	0	0	0	0	0	0	9
AKSARAY	0	0	0	0	4	0	9	0	0	39	276	7	0	0	0	0	0	1	336
AYDIN	1	0	1	0	3	1	3	0	0	10	70	17	0	0	0	0	0	13	117
BALIKESIR	55	0	55	1	13	0	12	0	0	322	217	5	0	0	0	0	0	2	572
BARTIN	0	0	0	0	4	0	1	0	0	4	29	0	0	0	0	0	0	0	38
BATMAN	0	0	0	0	0	2	1	0	0	19	3	1	0	0	0	0	0	0	26
BAYBURT	0	0	0	0	13	0	1	0	0	19	78	7	0	0	0	0	4	0	122
BILECIK	0	0	0	0	5	0	48	0	0	22	153	1	0	1	0	0	0	0	230
BINGOL	1	0	1	0	0	0	1	0	0	39	30	0	0	0	0	0	0	0	70
BITLIS	0	0	0	0	0	0	2	0	0	16	7	5	0	0	0	0	0	1	31
BOLU	5	0	5	3	47	0	18	0	2	153	786	21	0	2	32	0	0	0	1064
BURDUR	0	0	0	0	0	0	2	0	0	11	26	0	0	0	0	0	0	0	39
BURSA	405	1	406	0	159	0	15	0	0	176	578	26	5	12	20	0	0	9	1000
CANAKKALE	8	0	8	1	1	0	4	0	0	18	49	1	0	2	0	0	0	1	77
CANKIRI	0	0	0	0	14	0	10	0	22	115	497	4	0	3	0	0	2	0	667
CORUM	49	0	49	0	51	7	107	0	1	218	2400	44	1	7	5	0	0	5	2846
DENIZLI	1	0	1	0	10	0	3	0	0	51	108	3	0	24	1	0	0	1	201
DIYARBAKIR	2	0	2	0	1	0	1	0	0	145	67	0	0	1	0	0	6	1	222
EDIRNE	35	7	42	0	3	0	9	0	0	8	25	1	0	0	0	0	0	0	46
ELAZIG	5	0	5	1	1	0	3	0	0	61	84	9	0	0	0	0	4	0	163
ERZINCAN	0	0	0	0	6	0	4	0	0	109	126	13	1	0	0	0	0	0	259
ERZURUM	7	0	7	2	66	0	84	0	2	301	908	45	1	0	2	0	1	0	1412
ESKISEHIR	1	0	1	0	9	1	10	1	0	84	201	3	5	0	0	0	1	4	319
GAZIANTEP	79	0	79	0	0	0	16	0	9	147	96	0	1	1	0	3	0	0	273
GIRESUN	38	4	42	2	4	0	3	0	0	124	185	30	0	0	1	0	0	2	351
GUMUSHANE	13	0	13	0	101	0	13	0	0	150	544	131	0	0	0	0	0	1	940
HAKKARI	1	0	1	0	0	0	0	0	0	83	2	0	0	0	0	1	0	0	86
HATAY	6	0	6	0	2	4	39	0	5	2248	394	11	1	0	2	1	0	0	2707
IGDIR	1	0	1	0	0	0	0	0	0	0	6	0	0	0	0	0	0	0	6
ISPARTA	41	0	41	0	1	0	3	0	0	58	79	3	0	0	0	0	0	0	144
ICEL	1	0	1	2	11	12	6	0	7	274	482	15	2	0	0	1	21	0	833
ISTANBUL	10	3	13	38	474	5	121	13	39	908	4564	596	228	32	51	2	2	71	7144
IZMIR	4	0	4	3	25	6	15	0	7	196	643	47	8	31	1	3	0	25	1010
KARAMAN	2	0	2	0	0	0	0	0	0	94	5	0	0	0	0	0	0	0	99
KARS	0	0	0	0	27	0	50	3	1	105	1032	43	0	0	5	0	5	1	1272
KASTAMONU	18	0	18	2	11	0	3	0	0	30	147	1	1	0	1	0	0	0	196
KAYSERI	67	0	67	0	32	13	62	5	0	503	1687	27	0	3	8	1	8	6	2355
KIRIKKALE	0	0	0	0	0	1	2	0	0	85	134	0	1	2	1	0	1	0	227
KIRKLARELI	14	0	14	1	0	0	2	0	0	14	55	0	0	0	1	0	0	0	73
KIRSEHIR	10	1	11	0	76	2	45	0	1	199	1256	77	0	4	3	1	0	6	1670
KOCAELI	2	0	2	10	239	6	14	0	11	208	1093	121	4	1	35	0	0	1	1743
KONYA	6	0	6	2	11	4	24	0	2	506	493	5	0	3	0	138	2	35	1225
KUTAHYA	0	0	0	0	0	0	45	0	14	172	313	4	0	0	1	0	2	4	555
MALATYA	3	0	3	2	2	0	0	0	0	109	73	4	0	1	0	0	0	0	191
MANISA	0	0	0	0	3	2	15	0	1	137	191	3	1	2	0	1	25	0	381
K.MARAS	3	0	3	0	106	6	31	3	0	195	725	13	0	0	7	3	0	10	1099
MARDIN	4	0	4	0	0	2	1	0	0	111	85	0	0	0	0	2	0	0	201
MUGLA	0	0	0	0	1	0	2	0	0	30	58	14	0	0	0	0	0	41	146
MUS	0	0	0	0	0	0	24	0	0	58	23	9	0	1	0	0	0	0	115
NEVSEHIR	19	7	26	0	3	1	92	0	0	78	42	1	0	2	0	0	0	10	229
NIGDE	93	0	93	0	6	0	27	0	1	107	984	1	1	0	2	0	0	1	1130
ORDU	22	0	22	0	230	1	47	0	0	249	1870	67	1	2	0	0	0	2	2469
RIZE	3	0	3	0	98	0	11	0	1	160	228	5	2	1	0	1	0	1	508
SAKARYA	2	0	2	0	176	5	27	0	4	337	585	57	0	1	26	0	0	0	1218
SAMSUN	271	6	277	7	162	1	115	0	1	926	1059	302	3	20	3	0	3	0	2607
SIIRT	0	0	0	0	0	0	14	0	0	148	43	4	0	0	0	0	0	0	209
SINOP	0	0	0	0	35	0	27	0	0	106	246	10	0	0	0	0	0	0	424
SIRNAK	0	0	0	0	0	0	0	0	0	12	19	0	0	0	0	0	0	0	31
SIVAS	46	3	49	0	93	5	39	4	4	240	1039	5	1	2	0	2	0	11	1441
TEKIRDAG	0	0	0	0	21	0	5	0	0	16	81	1	2	0	1	0	0	0	127
TOKAT	3	0	3	1	222	0	31	0	1	252	902	7	0	0	5	0	0	5	1427
TRABZON	123	1	124	2	315	9	39	1	0	250	991	173	1	2	0	1	1	1	1788
TUNCELI	0	0	0	0	1	1	3	0	0	37	94	2	0	1	2	0	1	0	145
S.URFA	8	0	8	0	0	0	13	0	2	123	36	1	0	0	0	1	0	1	177
USAK	0	0	0	0	0	0	0	0	0	48	13	2	0	0	0	0	0	0	63
VAN	1	0	1	0	3	0	3	0	2	285	58	5	0	0	0	0	0	0	356
YOZGAT	0	1	1	0	34	3	49	0	0	454	1666	47	0	13	2	0	0	21	2288
ZONGULDAK	44	0	44	5	106	5	91	2	2	252	856	52	0	0	46	0	2	2	1422
TOPLAM (TOTAL)	2366	36	2402	94	3123	154	1753	37	256	14329	35792	2246	294	248	292	189	125	351	59948

TABLO 30
1995 YILINDA YURT DISINA GONDERILENLER
(ULKELERE VE MESLEKLERE GORE)
TABLE 30
THOSE SENT ABROAD IN 1995
(BY COUNTRIES AND OCCUPATIONS)

MESLEKLER	PAKISTAN		ISRAIL		SURIYE / SURIYE		LIBYA / LIBYA		K.K.T.C. / CYPRUS		KUVEYT / KUWAIT		S.ARABISTAN / SAUDI ARABIA		BAG.DEV.TOPL.		ALMANYA / GERMANY		AMERIKA BIRLESIK DEVLETI / UNITED STATES OF AMERICA		AVUSTRALYA / AUSTRALIA		ROMANYA		ISVEC		DIGER ULKELER / OTHER COUNTRIES		TOPLAM / TOTAL		OCCUPATION
	ERKEK / MALE	KADIN / FEMALE	ERKEK / MALE	KADIN / FEMALE	ERKEK / MALE	KADIN / FEMALE	ERKEK / MALE	KADIN / FEMALE	ERKEK / MALE	KADIN / FEMALE	ERKEK / MALE	KADIN / FEMALE	ERKEK / MALE	KADIN / FEMALE	ERKEK / MALE	KADIN / FEMALE	ERKEK / MALE	KADIN / FEMALE	ERKEK / MALE	KADIN / FEMALE	ERKEK / MALE	KADIN / FEMALE	ERKEK / MALE	KADIN / FEMALE	ERKEK / MALE	KADIN / FEMALE	ERKEK / MALE	KADIN / FEMALE	ERKEK / MALE	KADIN / FEMALE TOPLAM / TOTAL	
MIMAR VE INSAAT MUHENDISI (GENEL)	12	0	28	0	5	0	23	0	0	0	4	0	19	0	781	0	22	0	2	0	0	0	8	0	0	0	9	1	913	1	914	ARCHITECTS AND CIVIL ENGINEERS (GENERAL)
DIGER MUHENDISLER	5	0	0	0	11	0	9	0	4	0	6	0	8	0	388	0	5	0	9	3	10	0	2	0	0	0	19	4	476	7	483	OTHER ENGINEERS
TEKNIK RESSAM	0	0	0	0	0	0	3	0	1	0	0	0	1	0	35	0	0	0	0	0	2	0	1	0	0	0	1	0	44	0	44	DRAFTSMEN
TEKNISYEN (INSAAT)	2	0	0	0	0	0	5	0	2	0	0	0	7	0	58	0	0	0	0	0	0	0	2	0	0	0	6	1	82	1	83	TECHNICIANS (CONSTRUCTION)
YONETICI. MUHASEBE VE BURO ELEMANI	7	0	13	0	2	0	10	0	3	0	9	0	761	0	524	0	6	2	2	1	4	3	6	0	0	0	5	0	1352	6	1358	ADMINISTRATORS,ACCOUNTANCY AND BUREAU PERSONNEL
ASCI VE GARSONLAR	2	0	16	0	1	0	12	0	0	0	0	0	840	0	163	0	44	0	124	6	2	1	2	0	1	0	15	1	1222	8	1230	COOKS AND WAITERS
USTA - USTABASI (INSAAT)	8	0	128	0	7	0	25	0	0	0	15	0	72	0	538	0	180	0	0	0	0	0	14	0	0	0	5	0	992	0	992	FOREMEN AND GENERAL FOREMAN (CONSTRUCTION)
SOGUK DEMIRCI	0	0	17	0	0	0	1	0	0	0	0	0	327	0	188	0	11	0	0	0	0	0	0	0	0	0	0	0	544	0	544	COLD IRON WORKERS
TAMIRCI , MAKINIST (OTO)	1	0	3	0	1	0	7	0	0	0	0	0	258	0	48	0	0	0	2	0	1	0	0	0	0	0	5	0	326	0	326	REPAIRMEN AND MECHANICS(AUTO)
ELEKTRIKCI (GENEL)	2	0	9	0	33	0	62	0	0	0	3	0	279	0	1107	0	1	0	1	0	2	0	31	0	1	0	5	0	1536	0	1536	ELECTRICAL INSTALLERS (GENERAL)
SIHHI VE BORU TESISATCI	0	0	0	0	1	0	101	0	1	0	1	0	194	0	1186	0	7	0	0	0	2	0	13	0	0	0	27	0	1535	0	1535	SANITARY FACILITIES INSTALLERS AND PLUMBERS
KAYNAKCI	9	0	0	0	25	0	13	0	2	0	95	0	61	0	541	0	1	0	0	0	0	0	39	0	0	0	13	0	799	0	799	WELDERS
METAL INSAAT HAZIRLAYICI VE MONTORU	0	0	0	0	0	0	0	0	0	0	0	0	10	0	25	0	10	0	0	0	0	0	0	0	0	0	0	0	45	0	45	METAL CONST. PREPARING AND ASSEMBLING WORKERS
INSAAT BOYACI	0	0	30	0	1	0	130	0	0	0	36	0	181	0	1443	0	29	0	0	0	1	0	18	0	0	0	9	0	1878	0	1878	CONSTRUCTION PAINTERS
DUVARCI (TAS - TUGLA)	0	0	165	0	0	0	87	0	0	0	0	0	312	0	1157	0	346	0	0	0	0	0	0	0	0	0	12	0	2079	0	2079	MASONS (BRICK-STONE)
KARO FAYANS VE MERMER DOSEYICI	0	0	289	0	1	0	227	0	0	0	0	0	249	0	1125	0	24	0	0	0	1	0	13	0	0	0	1	0	1930	0	1930	MARBLE AND FAIENCE LAYING WORKERS
INSAAT BETON DEMIRCI	0	0	384	0	0	0	95	0	0	0	0	0	335	0	1553	0	434	0	0	0	0	0	0	0	0	0	0	0	2801	0	2801	IRON CONCRETE CONSTRUCTION WORKERS
BETON KALIPCI VE BETON DOKUCU	1	0	1271	0	7	0	245	0	0	0	1	0	696	0	3717	0	265	0	0	0	0	0	0	0	0	0	0	0	6203	0	6203	CONCRETE HOLDERS
MARANGOZ ,DOGRAMACI VE DOLGER(Insaat)	0	0	19	0	2	0	97	0	0	0	0	0	533	0	498	0	12	0	0	0	1	0	0	0	1	0	3	0	1166	0	1166	CARPENTER AND JOINERS
SIVACI	0	0	330	0	0	0	226	0	5	0	0	0	365	0	2295	0	57	0	0	0	0	0	0	0	0	0	0	0	3278	0	3278	PLASTERERS
VINC VE INSAAT MAKINALARI OPERATORU	11	0	22	0	5	0	51	0	0	0	9	0	42	0	290	0	11	0	0	0	0	0	3	0	0	0	6	0	450	0	450	CRANE AND LIFTING OPERATORS
AGIR TASIT SOFORLERI	1	0	6	0	7	0	46	0	0	0	8	0	208	0	309	0	4	0	1	0	4	0	1	0	0	0	12	0	607	0	607	HEAVY VEHICLE DRIVERS
DIGER MESLEKLI ISCILER	31	0	30	0	18	0	160	0	19	0	47	0	4407	0	4412	0	68	5	63	23	28	21	137	0	9	3	136	9	9565	61	9626	OTHER QUALIFIED WORKERS
BEDEN ISCISI	2	0	363	0	27	0	118	0	0	0	22	0	4364	0	13411	0	700	2	26	31	68	97	0	0	88	86	130	41	19319	257	19576	UNQUALIFIED WORKERS
TOPLAM	94	0	3123	0	154	0	1753	0	37	0	256	0	14329	0	35792	0	2237	9	230	64	126	122	292	0	100	89	419	57	59142	341	59483	TOTAL

TABLO 31

YURT DISINA ISCI GONDERILMEYE BASLANILAN 1961 YILINDAN 1995 YILI SONUNA KADAR YAPILAN GONDERMELER

(ULKELERE VE YILLARA GORE DAGILIMI)

TABLE 31

SENDINGS BETWEEN 1961 (SENDING WORKERS ABROAD FIRST STARTED) AND THE END OF 1995

(BY COUNTRIES AND YEARS)

YILLAR / YEARS	ALMANYA / GERMANY		AVUSTRALYA / AUSTRALIA		AVUSTURYA / AUSTRIA		BELCIKA / BELGIUM		FRANSA / FRANCE		HOLLANDA / HOLLAND		IRAK / IRAQ		ISVICRE / SWITZERLAND		KUVEYT / KUWAIT		LIBYA / LIBYA		S.ARABISTAN / S.ARABIA		URDUN / JORDAN		YEMEN / YEMEN		OTEKI ULKELER / OTHER COUNTRIES		TOPLAM / TOTAL		
	ERKEK: MALE	KADIN: FEMALE	ERKEK: MALE	KADIN: FEMALE	ERKEK: MALE	KADIN: FEMALE	ERKEK: MALE	KADIN: FEMALE	ERKEK: MALE	KADIN: FEMALE	ERKEK: MALE	KADIN: FEMALE	ERKEK: MALE	KADIN: FEMALE	ERKEK: MALE	KADIN: FEMALE	ERKEK: MALE	KADIN: FEMALE	ERKEK: MALE	KADIN: FEMALE	ERKEK: MALE	KADIN: FEMALE	ERKEK: MALE	KADIN: FEMALE	ERKEK: MALE	KADIN: FEMALE	ERKEK: MALE	KADIN: FEMALE	ERKEK: MALE	KADIN: FEMALE	TOPLAM: TOTAL:
1961	1430	46	0	0	0	0	0	0	0	0	0	0	0	0	0	0	0	0	0	0	0	0	0	0	0	0	0	0	1430	46	1476
1962	10493	532	0	0	160	0	0	0	0	0	0	0	0	0	0	0	0	0	0	0	0	0	0	0	0	0	0	0	10653	532	11185
1963	20908	2528	0	0	901	36	5605	0	63	0	251	0	0	0	23	13	0	0	0	0	0	0	0	0	0	0	0	0	27751	2577	30328
1964	50818	4084	0	0	1384	50	6651	0	25	0	2950	8	0	0	159	34	0	0	0	0	0	0	0	0	0	0	13	0	62000	4176	66176
1965	34456	11116	0	0	1937	36	1661	0	0	0	2178	3	0	0	98	24	0	0	0	0	0	0	0	0	0	0	11	0	40341	11179	51520
1966	22865	9715	0	0	435	34	0	0	0	0	1207	1	0	0	140	13	0	0	0	0	0	0	0	0	0	0	0	0	24647	9763	34410
1967	3715	3484	0	0	1031	12	0	0	0	0	48	0	0	0	178	37	0	0	92	0	342	0	0	0	0	0	8	0	5414	3533	8947
1968	30099	11310	106	1	668	5	0	0	0	0	874	1	0	0	73	24	0	0	0	0	0	0	0	0	0	0	43	0	31863	11341	43204
1969	77472	20670	962	8	918	55	0	0	184	7	3404	0	0	0	162	21	0	0	0	0	87	0	0	0	0	0	21	4	83210	20765	103975
1970	76556	20380	1172	14	10511	111	430	1	8992	44	4840	3	0	0	1458	140	0	0	19	0	1	0	0	0	0	0	4820	83	108799	20776	129575
1971	52162	13522	833	46	4285	335	578	5	7856	41	4790	63	0	0	1227	115	0	0	58	0	45	0	0	0	0	0	2408	73	74242	14200	88442
1972	48911	16964	478	162	3291	1181	111	2	10572	38	670	74	0	0	1134	178	0	0	86	0	28	0	0	0	0	0	1294	55	66575	18654	85229
1973	79526	24267	659	227	4943	2140	256	9	17467	77	1980	14	0	0	845	264	0	0	664	0	4	0	0	0	0	0	2441	37	108785	27035	135820
1974	1187	41	736	402	1939	562	539	16	10544	33	1487	16	0	0	538	232	0	0	1015	0	0	0	0	0	0	0	896	28	18881	1330	20211
1975	600	40	201	200	171	55	54	5	20	5	31	1	0	0	171	58	0	0	2119	2	251	0	0	0	0	0	399	36	4017	402	4419
1976	2065	36	148	191	624	48	72	0	5	1	98	0	0	0	199	82	0	0	4098	0	1832	0	0	0	0	0	1045	14	10186	372	10558
1977	2332	81	236	306	539	44	44	1	14	1	79	4	0	0	193	53	0	0	8580	2	4722	0	0	0	0	0	1810	43	18549	535	19084
1978	1226	107	323	226	48	6	40	1	12	1	42	6	0	0	260	66	0	0	7722	4	5767	2	0	0	0	0	2927	66	18367	485	18852
1979	858	75	244	163	19	4	24	3	10	1	40	0	0	0	349	57	0	0	9824	1	8520	2	0	0	0	0	3400	36	23288	342	23630
1980	700	64	230	179	920	24	31	4	18	3	30	2	0	0	474	75	0	0	15085	5	5630	13	0	0	0	0	4925	91	28043	460	28503
1981	244	30	169	152	156	28	10	3	6	0	23	8	10459	8	322	57	0	0	30660	7	14346	33	251	0	0	0	1704	77	58350	403	58753
1982	61	14	51	74	9	3	1	1	8	1	2	0	8894	12	147	16	270	1	26681	5	12318	7	298	0	0	0	460	54	49200	188	49388
1983	36	7	84	97	7	0	1	1	3	1	2	2	7362	5	198	11	536	3	23289	3	20229	9	318	3	0	0	251	12	52316	154	52470
1984	14	3	79	66	2	0	3	0	0	0	5	0	2428	2	63	6	2	0	16410	0	25983	2	185	0	390	0	132	40	45696	119	45815
1985	21	2	125	125	15	1	7	0	4	0	5	0	1607	5	105	5	68	0	9677	3	35067	0	10	0	381	0	104	16	47196	157	47353
1986	16	1	189	202	52	0	0	0	3	0	9	3	2154	6	131	6	49	1	8381	0	23748	23	88	0	337	0	165	44	35322	286	35608
1987	23	4	215	207	74	0	2	0	4	0	10	8	1724	5	76	7	147	0	10985	1	27101	8	0	0	39	0	110	57	40510	297	40807
1988	81	4	191	181	32	2	1	0	5	1	8	11	3696	21	90	6	272	1	13186	8	34640	5	27	0	308	0	162	82	52699	322	53021
1989	37	14	142	129	138	4	1	2	7	0	12	9	2532	17	36	2	403	0	12607	1	32310	9	2	0	139	0	1287	88	49653	275	49928
1990	50	12	139	116	414	9	15	0	11	3	21	10	1274	0	61	3	98	0	8606	0	33073	4	0	0	5	0	3672	111	47439	268	47707
1991	45	4	173	135	287	28	1	1	26	7	14	8	0	0	66	0	189	0	4728	0	40782	0	1	0	0	0	6407	118	52719	301	53020
1992	1670	15	99	109	190	49	6	1	18	3	11	10	0	0	52	0	465	0	2432	0	46467	0	0	0	0	0	8223	180	59633	367	60000
1993	1991	8	76	90	66	16	1	1	8	0	8	4	0	0	31	1	255	0	2549	0	35826	0	0	0	0	0	22092	221	62903	341	63244
1994	2027	5	59	80	8	2	1	0	15	2	6	6	0	0	13	0	57	1	1869	0	13050	0	5	0	0	0	43774	165	60884	261	61145
1995	2237	9	126	122	15	1	1	0	11	2	9	4	0	0	17	1	256	0	1753	0	14529	0	0	0	0	0	40188	202	59142	341	59483
TOPLAM	526932	139194	8245	4010	36189	4881	16147	57	55911	272	25144	279	42130	81	9089	1607	3067	7	223175	42	436698	117	1185	3	1599	0	155192	2033	1540703	152583	1693286

TABLO 31/A

1995 YILINDA YURT DISINA YAPILAN GONDERMELERIN KURUM KANALI
KENDI IMKANI VE FIRMALAR ITIBARIYLE DAGILIMI

TABLE 31/A

DISTRIBUTION OF SENDING ABROAD IN 1995 CONSIDERING PERSONAL EFFORT,
OFFICE AND FIRMS

ULKELER COUNTRIES	TURK FIRMASI TURKISH FIRM			YABANCI FIRMA FOREIGN FIRM			TOPLAM TOTAL		
	KURUM KANALI BY MEANS OF OFFICE	KENDI IMKANI BY PERSONAL EFFORT	TOPLAM TOTAL	KURUM KANALI BY MEANS OF OFFICE	KENDI IMKANI BY PERSONAL EFFORT	TOPLAM TOTAL	KURUM KANALI BY MEANS OF OFFICE	KENDI IMKANI BY PERSONAL EFFORT	TOPLAM TOTAL
PAKISTAN-	0	94	94	0	0	0	0	94	94
ISRAIL	0	2188	2188	0	935	935	0	3123	3123
SURIYE - SURIYE	0	153	153	0	1	1	0	154	154
LIBYA - LIBYA	0	1669	1669	0	84	84	0	1753	1753
K.K.T.C.- CYPRUS	0	32	32	0	5	5	0	37	37
KUVEYT - KUWAIT	0	245	245	0	11	11	0	256	256
S.ARABISTAN - S.ARABIA	0	527	527	0	14002	14002	0	14529	14529
BAG.DEV.TOPLULUGU-	0	35669	35669	0	123	123	0	35792	35792
ALMANYA - GERMANY	0	1755	1755	0	491	491	0	2246	2246
A.B.DEVLETI - UNITED STATES OF AMERICA	0	0	0	0	294	294	0	294	294
AVUSTRALYA - AUSTRALIA	0	0	0	0	248	248	0	248	248
ROMANYA	0	290	290	0	2	2	0	292	292
ISVEC-	0	0	0	0	189	189	0	189	189
INGILTERE	0	0	0	0	43	43	0	43	43
MALEZYA	0	124	124	0	1	1	0	125	125
OTEKI ULKELER - OTHER COUNTRIES	0	46	46	0	262	262	0	308	308
TOPLAM (TOTAL)	0	42792	42792	0	16691	16691	0	59483	59483

1994-1995 YILLARI YURT DIŞI ÇALIŞMALARI
(Başvuru-Göndeme, Türk Yabancı Firma)
EXTERNAL SERVICES IN 1994-1995
(Applications-Sending, Turkish-Foreign Firm)

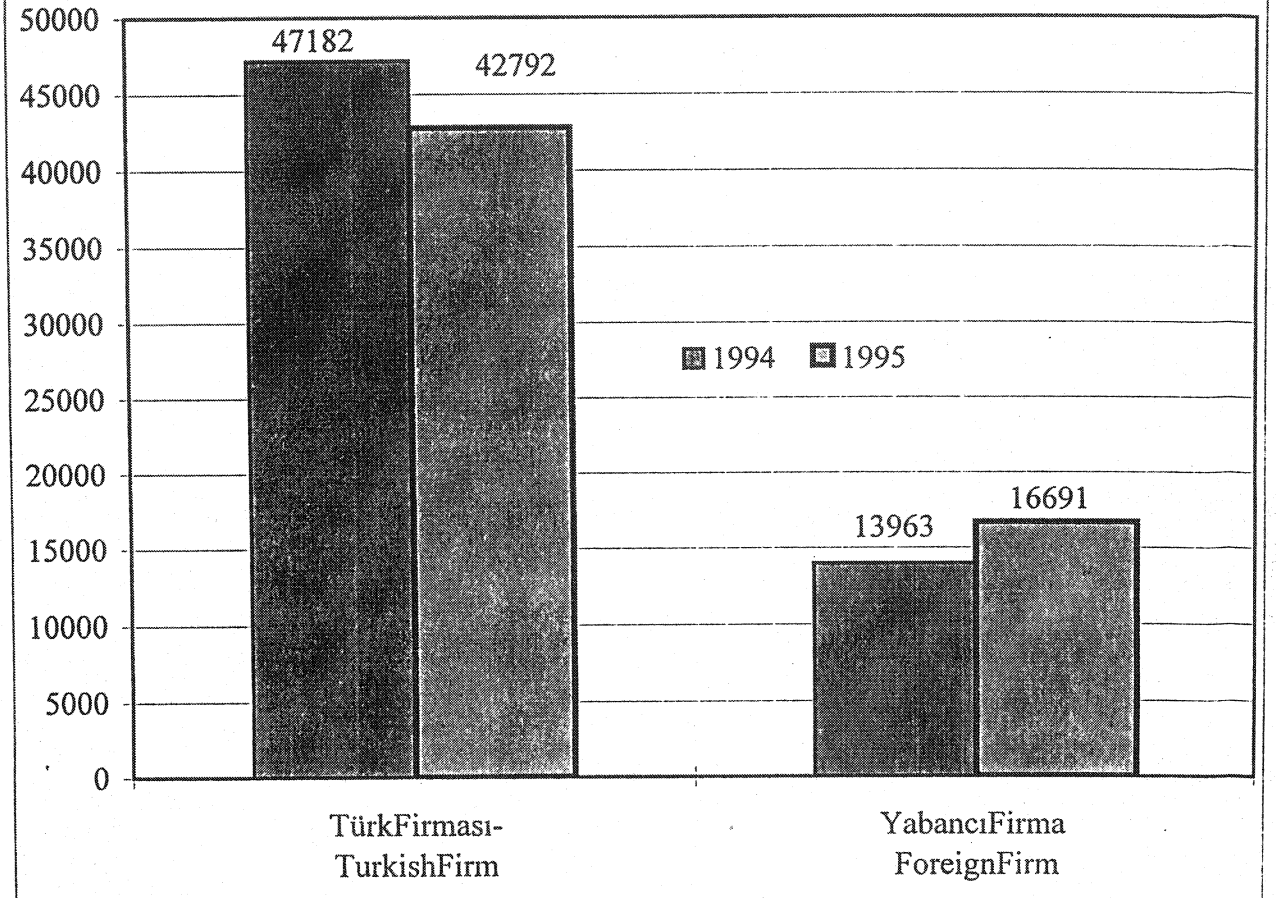

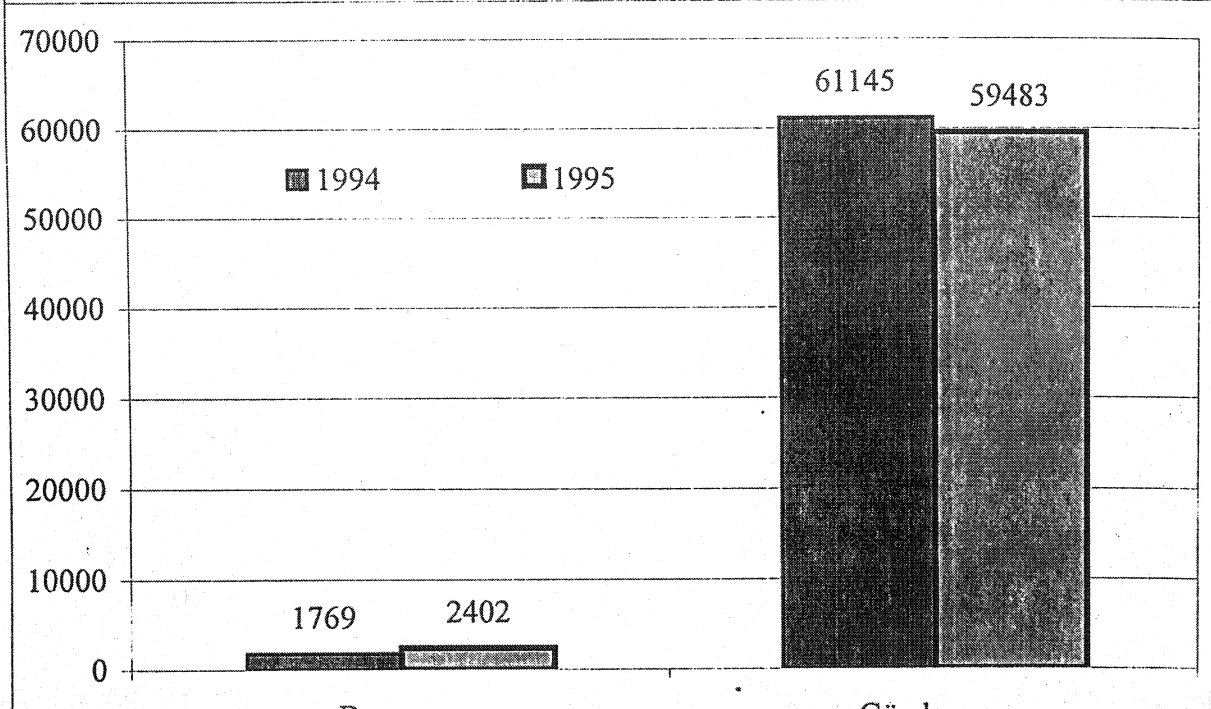

IX. BÖLÜM : DEĞİŞİK KONULARDAKİ ÇALIŞMALARIMIZIN İSTATİSTİKİ OLARAK GÖRÜNÜMÜ
PART IX : STATISTICAL PRESPECTICE OF OUR ACTIVITIES ON VARIOUS SUBJECTS

TABLO 32
SON 14 YILLIK GENEL CALISMALARIMIZIN MUKAYESESI
(YILLARA GORE)
TABLE 32
COMPARISON OF OUR GENERAL ACTIVITIES FOR THE LAST FOURTEEN YEARS
(BY YEARS)

YILLAR: YEARS	BASVURU APPLICATIONS			ACIK IS VACANCIES			ISE YERLESTIRME PLACEMENTS			YIL SONLARINDA IS BEKLEYENLER THOSE WAITING FOR JOBS BY THE YEAR ENDS			IS BEKLEYENLERDEN ISSIZLER THE UNEMPLOYED AMONG THOSE WAITING FOR JOBS			100 ACIK ISE KARSILIK REPLY TO 100 VACANCIES		YURT DISI BASVURU APPLICATIONS FOR JOBS ABROAD			YURT DISINA GONDERME SENDINGS ABROAD			ISYERLERINE YAPILAN ZIYARET VE TEMAS SAYISI NUMBER OF CONTACTS AND VISITS TO EMPLOYERS		
	ERKEK MALE	KADIN FEMALE	TOPLAM TOTAL	ERKEK MALE	KADIN FEMALE	TOPLAM TOTAL	ERKEK MALE	KADIN FEMALE	TOPLAM TOTAL	ERKEK MALE	KADIN FEMALE	TOPLAM TOTAL	ERKEK MALE	KADIN FEMALE	TOPLAM TOTAL	BASVURU APPLIC.	ISE YER PLACEM.	ERKEK MALE	KADIN FEMALE	TOPLAM TOTAL	ERKEK MALE	KADIN FEMALE	TOPLAM TOTAL	ZIYARET VISITS	TEMAS CONTAC.	TOPLAM TOTAL
1982	486065	153077	639142	111074	77872	188946	77316	73962	151278	556522	144756	701278	383281	85373	468654	338.3	80.1	0	0	0	49200	188	49388	55707	32788	88495
1983	512517	136320	648837	130090	70382	200472	91679	66363	158042	719251	169530	888781	518265	107910	626175	323.7	78.8	93538	2352	95890	52316	154	52470	49128	32806	81934
1984	554668	129049	683717	150303	64112	214415	115217	62801	178018	1010414	221078	1231492	721985	141604	863589	318.9	83	142165	783	142948	45696	119	45815	38885	36174	75059
1985	412941	99649	512590	108465	61537	170002	98107	59583	157690	1165624	248428	1414052	805516	160679	966195	301.5	92.8	54598	772	55370	47196	157	47353	43478	49999	93477
1986	477930	102179	580109	206512	68723	275235	190210	68638	258848	1296995	269098	1566093	895485	185821	1081306	210.8	94	54672	469	55141	35322	286	35608	57674	52026	109700
1987	381820	100267	482087	190276	72140	262416	181290	72159	253449	1362853	285556	1648409	934718	200166	1134884	183.7	96.6	76953	218	77171	40510	297	40807	58256	55501	113757
1988	296401	103919	400320	176936	78002	254938	173085	78035	251120	1384163	296598	1680761	953627	208921	1162548	157	98.5	151261	390	151651	52699	322	53021	51641	59562	111203
1989	413436	139343	552779	200562	82280	282842	185214	81660	266874	1254948	262725	1517673	831651	178189	1009840	195.4	94.4	28253	351	28604	49653	275	49928	53122	64371	117493
1990	513174	158936	672110	201017	92725	293742	191528	91715	283243	1134841	216332	1351173	738703	157429	896132	228.8	96.4	12040	150	12190	47439	268	47707	79236	82975	162211
1991	524939	166511	691450	183486	85595	269081	183088	86489	269577	1070489	217582	1288071	674294	151273	825567	257	100.2	325784	355	326139	52719	301	53020	76418	97144	173562
1992	638970	175574	814544	215810	85545	301355	212652	85113	297765	1056776	190751	1247527	647468	128433	775901	270.3	98.8	9662	230	9892	59633	367	60000	52944	52199	105143
1993	410977	135627	546604	205406	73309	278715	194961	72127	267088	804642	144042	948684	506472	102647	609119	196.1	95.8	2669	120	2789	62903	341	63244	45997	49224	95221
1994	242495	120171	362666	172830	78187	251017	167336	75130	242466	564291	118104	682395	382242	87103	469345	144.5	96.6	1668	101	1769	60884	261	61145	47655	53957	101612
1995	207879	127908	335787	179335	93372	272707	171812	92299	264111	478424	101278	579702	324682	76610	401292	123.1	96.8	2366	36	2402	59142	341	59483	44068	56829	100897

TABLO 33

1995 YILI GENEL CALISMALARIMIZIN AYNI YILIN AYLARI ITIBARIYLE GORUNUMU

TABLE 33

GENERAL ACTIVITIES OF OUR ORGANISATION IN 1995 (BY MONTHS)

AYLAR MONTHS	BASVURU APPLICATIONS			ACIK IS VACANCIES			ISE YERLESTIRME PLACEMENTS			YIL SONLARINDA IS BEKLEYENLER THOSE WAITING FOR JOBS BY THE YEAR ENDS			IS BEKLEYENLERDEN ISSIZLER THE UNEMPLOYED AMONG THOSE WAITING FOR JOBS			100 ACIK ISE KARSILIK REPLY TO 100 VACANCIES		YURT DISI BASVURU APPLICATIONS FOR JOBS ABROAD			YURT DISINA GONDERME SENDINGS ABROAD			ISYERLERINE YAPILAN ZIYARET VE TEMAS SAYISI NUMBER OF CONTACTS AND VISITS TO EMPLOYERS		
	ERKEK MALE	KADIN FEMALE	TOPLAM TOTAL	ERKEK MALE	KADIN FEMALE	TOPLAM TOTAL	ERKEK MALE	KADIN FEMALE	TOPLAM TOTAL	ERKEK MALE	KADIN FEMALE	TOPLAM TOTAL	ERKEK MALE	KADIN FEMALE	TOPLAM TOTAL	BASVURU APPLIC.	ISE YER PLACEM.	ERKEK MALE	KADIN FEMALE	TOPLAM TOTAL	ERKEK MALE	KADIN FEMALE	TOPLAM TOTAL	ZIYARET VISITS	TEMAS CONTAC.	TOPLAM TOTAL
OCAK (JANUARY)	19107	5501	24608	5738	2218	7956	5182	2155	7337	552901	116954	669855	363297	83509	446806	309.3	92.2	169	3	172	4066	15	4081	2873	4648	7521
SUBAT (FEBRUARY)	13760	3922	17682	5522	1719	7241	4911	1429	6340	547187	110603	657790	360403	79293	439696	244.2	87.6	134	5	139	3643	17	3660	2805	5481	8286
MART (MARCH)	20787	8849	29636	9079	4859	13938	8498	5085	13583	552089	111740	663829	365561	80616	446177	212.6	97.5	292	2	294	4351	21	4372	3327	4914	8241
NISAN (APRIL)	15596	8777	24373	11732	6206	17938	11275	6065	17340	542779	110308	653087	361212	81076	442288	135.9	96.7	130	3	133	10481	27	10508	3749	4518	8267
MAYIS (MAY)	15164	12756	27920	13277	10973	24250	12639	10538	23177	533378	106308	639686	355962	78761	434723	115.1	95.6	201	2	203	5022	19	5041	3605	4696	8301
HAZIRAN (JUNE)	25600	17620	43220	30275	14384	44659	29065	14132	43197	534548	107054	641602	360782	79240	440022	96.8	96.7	503	3	506	5541	29	5570	4776	4428	9204
TEMMUZ (JULY)	16031	12256	28287	36659	10897	47556	35515	10899	46414	531614	107707	639321	358840	79216	438056	59.5	97.6	128	0	128	5069	25	5094	3231	4853	8084
AGUSTOS (AUGUST)	14201	8243	22444	16997	5154	22151	16511	5352	21863	525849	108269	634118	357928	80085	438013	101.3	98.7	74	3	77	5639	24	5663	3228	4713	7941
EYLUL(SEPTEMBER)	20939	18769	39708	13698	15173	28871	13482	14834	28316	520247	107204	627451	352826	81577	434403	137.5	98.1	234	1	235	4533	56	4589	4312	4653	8965
EKIM(OCTOBER)	15872	14389	30261	13344	10844	24188	12463	10962	23425	495753	106603	602356	332579	81414	413993	125.1	96.8	237	4	241	4062	42	4104	4661	4503	9164
KASIM (NOVEMBER)	15397	10300	25697	16557	7508	24065	16432	7144	23576	480341	103359	583700	324467	78347	402814	106.8	98	84	2	86	3661	40	3701	4114	4964	9078
ARALIK(DECEMBER)	15425	6526	21951	6457	3437	9894	5839	3704	9543	478424	101278	579702	324682	76610	401292	221.9	96.5	180	8	188	3074	26	3100	3387	4458	7845
TOPLAM (TOTAL):	207879	127908	335787	179335	93372	272707	171812	92299	264111							123.1	96.8	2366	36	2402	59142	341	59483	44068	56829	100897

TABLO 34
SON 3 YILLIK GENEL CALISMALARIMIZIN MUKAYESESI
(MESLEKLERE GORE)
TABLE 34
COMPARISON OF OUR GENERAL ACTIVITIES OVER THE LAST THREE YEARS
(BY OCCUPATIONS)

MESLEKLER	YIL ICINDE YAPILAN BASVURU			YIL ICINDE ALINAN ACIK IS			YIL ICINDE ISVERENE YAPILAN TAKDIM			YIL ICINDE ISE YERLESTIRME			DEVREDEN ISGUCU			DEVREDEN ISGUCUNDEN ISSIZLER			OCCUPATIONS
	APPLICATIONS DURING THE YEAR			VACANCIES TAKEN DURING THE YEAR			PRESENTATIONS TO THE EMPLOYER DURING THE YEAR			PLACEMENTS DURING THE YEAR			THE MANPOWER TURNEDOVER			THE UNEMPLOYED AMONG THIS MANPOWER TURNOVER			
	1993	1994	1995	1993	1994	1995	1993	1994	1995	1993	1994	1995	1993	1994	1995	1993	1994	1995	
KIMYAGER VE FIZIKCI	1164	648	724	94	269	130	422	725	554	81	255	114	1942	1184	1367	1534	1025	1059	CHEMIST, PHYSICIST
MIMAR VE MUHENDISLER	4307	2694	2785	1018	557	629	2329	1236	1494	856	343	464	6959	4685	4821	5167	3844	4079	ARCHITECTS AND,ENGINEERS
TEKNIK RESSAMLAR	2070	1126	1336	124	86	138	727	428	464	110	59	104	4609	2803	3031	3301	2009	2243	DRAFTSMEN
TOPOGRAFLAR VE TEKNISYENLER	7518	3942	4475	983	563	684	3165	1193	1749	718	459	515	14654	9895	9579	11071	7508	7372	TOPOGRAPHS AND TECHNICIANS
HEKIMLER,VETERINERLER VE ILG. PERSONEL	407	180	181	126	21	45	225	26	68	122	21	31	582	407	374	425	310	292	DOCTORS, VETERINERIANS AND RELATED PERSONNEL
ECZACI,ECZACI YARD.VE BES.UZMANI	127	73	80	12	7	9	42	12	12	14	4	10	290	223	204	218	179	165	PHARMACIST,ASSISTANT PHARMACIST AND DIETICIAN
HEMSIRE, EBE VE TIP TEKNISYENLERI	476	378	524	168	157	128	242	179	254	150	130	108	806	682	891	545	529	737	NURSES, MIDWIVES,MEDICAL TECHNICIANS
DIGER PROFESYONEL TEK. VE ILGILI PERS.	4370	2930	3052	894	613	698	1631	951	1146	795	541	610	484	5591	5367	6036	4467	4360	OTHER PROFESSIONAL,TECHNICAL AND RELATED PERSONNEL
YONETICILER	2634	1945	1950	158	345	196	674	800	762	134	308	127	4380	3028	3294	3520	2539	2838	ADMINISTRATORS
DAKTILOLAR VE BILGISAYAR OPERATORLERI	3801	5841	3712	1844	2275	1875	3512	11365	2987	1634	1830	1978	5966	7230	4543	4325	6242	3856	TYPISTS AND COMPUTER OPERATORS
MUHASEBECI VE KASADAR	12743	8998	8600	1026	1174	1430	4592	4273	4370	972	1034	1295	28161	18114	17005	19529	14084	13064	ACCOUNTANTS AND CASHIERS
NAKLIYE VE HABERLESME ELEMANLARI	534	351	429	118	239	123	713	274	184	98	114	153	1008	861	760	790	652	590	TRANSPORTATION AND COMMUNICATION PERSONNEL
BURO NEZARETCILERI VE BURO ELEMANLARI	55087	32435	31596	4649	4453	4246	21824	15325	14431	4155	4096	3605	130419	82644	68553	92811	63605	54137	BUREAU SUPERVISORS AND PERSONNEL
SATIS ISCILERI	700	490	450	704	460	484	1823	897	780	534	456	398	832	560	638	516	456	549	SALESMEN
ASCILAR	4807	2807	2797	931	832	894	2563	2333	2061	840	681	834	10081	6203	5929	5043	3879	3455	COOKS
GARSONLAR VE BARMENLER	3490	2943	3232	1183	1928	2094	2939	2991	4525	1095	1747	2086	5467	3222	3193	3271	2502	2410	WAITERS AND BARMANS
DIGER HIZMET ISCILERI	2544	1715	1891	1606	2116	1376	3154	1619	1813	1529	1247	16609	3225	2467	2503	2072	1714	1817	OTHER SERVICE WORKERS
TARIM,ORMAN ISCISI,BALIKCI AVCI	67484	70372	89477	67801	69698	90469	67565	70370	89583	67745	70479	75173	1431	1091	1108	1029	831	884	AGRICULTURE AND FOREST WORKERS,FISHERMEN, HUNTERS
URETIM NEZARETCILERI VE USTABASILAR	557	269	245	276	199	278	1310	797	772	250	192	250	1466	765	644	1048	534	496	PRODUCTION SUPERVISORS AND FOREMEN
MADENCILER-TASOCAKCILAR	222	173	145	487	286	301	205	64	85	487	273	239	825	708	662	542	517	522	MINERS - QUARRY WORKERS
METAL ISLEMCILER	816	501	505	129	72	80	490	245	218	85	66	28	1757	1170	1320	1198	826	956	METAL PROCESSING WORKERS
AGAC HAZIRLAMA ISCILERI	79	47	25	99	90	9	113	63	19	74	80	21	120	65	49	58	47	32	WOOD PREPARING WORKERS
KAGIT HAMURU VE KAGIT IMALI ISCILERI	27	25	26	17	20	0	2	0	20	18	25	18	17	10	9	10	7	6	PAPER PULP AND PAPER PRODUCTION WORKERS
KIMYASAL ISLEMCILER VE ILGILI ISCILER	30	349	9	5	39	5	19	416	15	5	22	24	30	339	314	24	324	301	CHEMICAL PROCESSING WORKERS AND THE LIKE
ELYAF HAZIRLAYICI IPLIKCI VE SARICI	775	704	829	159	668	619	396	594	785	163	506	637	1111	772	761	1009	700	607	FIBER PREPARATION,THREAD MAKING AND SPINNING WORKERS
DOKUMACI,ORUCU VE ILGILI ISCILER	1416	1117	1423	770	1164	1435	894	1246	1738	714	1024	1091	1902	1607	1744	1593	1390	1537	WEAVERS,DARNERS AND THE LIKE
KASARLAYICI;BOYACI VE DIGER DOKU.ISCI.	246	158	108	73	48	31	101	132	112	66	43	183	274	229	254	209	197	228	BLEACHING WORKERS,DYERS AND OTHER TEXTILE WORKERS
DEBAGLAR VE DERI ISCILERI	16	27	13	0	4	2	0	1	2	1	1	0	56	64	26	41	47	11	TANNERS AND LEATHER WORKERS
DEGIRMEN,FIRIN, ICKI VE BESIN ISCILERI	1334	766	858	235	122	220	919	281	524	212	91	198	2320	1491	1614	1181	902	1092	MILL, OVEN, BEVERAGE AND FOOD PRODUCTION WORKERS
TUTUN VE SIGARA IMALI ISCILERI	32	55	22	0	10	0	2	53	0	0	10	0	90	30	42	114	23	29	TOBACCO AND CIGARETTE PRODUCTION WORKERS
TERZILER,KURK VE SAPKA ISCILERI	3594	1908	2008	751	577	1005	1467	1213	928	669	401	851	8589	5424	5526	3804	2848	2801	TAILORS, FUR AND HAT WORKERS
KESICI,DIKISCI VE DOSEMECILER	3122	2333	2349	782	1095	2084	1973	2011	3743	522	964	1526	5549	2973	3044	2955	1952	2097	CUTTERS, SEWERS AND UPHOLSTERERS
AYAKKABI VE DERI ESYA IMALI ISCI.	715	282	174	99	82	28	178	229	83	140	53	95	1121	621	502	523	348	261	SHOE AND LEATHER ARTICLES PRODUCTION WORKERS
MOBILYA VE ILGILI AGAC ISCILERI	3341	1922	2090	412	359	404	1906	1582	1358	356	302	269	6238	3738	3965	3378	2273	2786	FURNITURE AND RELEVANT WOOD WORKERS
TAS KESICILER VE DYMA ISCILERI	32	32	36	13	68	34	54	70	32	16	71	28	87	33	42	73	27	32	STONE CUTTING AND ENGRAVING WORKERS
DEMIRCI (GENEL)	336	151	96	45	57	26	274	41	89	22	88	22	1223	947	719	698	529	405	IRONSMITHS (GENERAL)
SOGUK DEMIRCI	599	345	251	82	51	49	436	396	124	43	62	30	1442	1168	988	711	664	549	COLD IRON WORKERS
TORNA TEZGAHI OPRT.(METAL)	5013	2915	2452	607	318	719	3645	2063	2668	448	300	437	9414	5934	5617	5833	4226	3998	LATHE WORKBENCH OPERATOR (METAL)
FREZE TEZGAHI OPRT.(METAL)	66	60	56	37	31	79	182	139	229	30	35	53	190	136	121	97	70	61	MILLING CUTTER WORKBENCH OPERATOR(METAL)
MATKAP TEZGAHI OPR.(METAL)	72	18	25	13	5	23	24	10	24	9	4	12	110	95	47	69	56	16	DRILL BENCH OPERATOR (METAL)
DIGER METAL TEZGAH AYARCI VE OPRT.	7430	3913	4532	784	367	817	4639	2158	2720	594	392	543	16058	10219	9944	10307	6131	6089	OTHER METAL WORKBENCH ADJUSTERS AND OPERATORS
MOTORLU ARAC TAMIRCI VE MAKINISTLERI	7416	3516	3490	593	405	371	2810	1439	1054	617	314	398	14558	9357	8695	8231	5633	5593	MOTORIZED VEHICLE REPAIRMEN MECHANICS
DIGER MAKINA MONTOR VE TAMIRCI MAKI.	2540	1637	1229	928	670	918	1137	574	685	901	724	836	5640	4148	3829	4056	3101	2880	OTHER MACHINE ASSEMBLING AND REPAIRING MECHANICS
ELEKTRIK VE ELEKTRONIK MONTORLERI	3034	1492	1596	595	289	338	1596	598	741	486	215	187	5590	3285	3117	3849	2160	2167	ELECTRICAL AND ELECTRONIC ASSEMBLY WORKERS
ELEKTRIK TESISATCILARI	13466	6583	6894	1392	828	1042	8311	4479	4101	1172	838	727	27441	18167	16714	17063	11661	10914	ELECTRICAL INSTALLERS
DIGER ELEKTRIK,ELEKTRONIK ISCILERI	355	104	83	48	27	10	495	9	47	67	13	25	939	384	370	545	277	275	OTHER ELECTRICAL AND ELECTRONICAL WORKERS
YAYIN SES CIHAZLARI OPERATORLERI	42	20	13	2	9	10	29	6	9	16	19	21	17	11	17	10	7	12	VOCAL ANNOUNCEMENT DEVICES OPERATORS
SIHHI TESISATCILAR VE BORU TESISATCI	2836	1507	1375	435	196	306	1716	518	797	395	191	238	6206	3584	3480	3512	2163	2254	SANITARY FACILITIES INSTALLERS AND PLUMBERS
KAYNAKCILAR VE PURMUZCULER	8822	5660	4395	1487	828	1410	8859	5047	5806	1160	766	1029	20363	13138	11583	12012	8202	7325	WELDERS AND TORCH OPERATORS
METAL LEVHA VE METAL INS.HAZ.VE MONT.	6133	3055	3303	483	200	355	2465	1024	1328	399	191	256	12207	7519	7392	8018	5036	4891	METAL PLATE AND METAL CONSTRUCTION PREPARING AND ASSEMBLING WORKER
MUCEVHER,CAM,KIL VE PORSELEN ISCILERI	479	230	337	224	143	195	318	169	216	233	113	118	562	281	346	356	162	152	JEWELLERY,GLASS,CLAY AND PORCELAIN WORKERS
KAUCUK,PLASTIK URUN VE TASIT LAS.IN.IS.	482	194	169	172	23	71	286	131	109	159	26	41	693	450	420	441	316	294	RUBBER,PLASTIC AND AUTO TIRES PRODUCTION WORKERS
KAGIT KARTON VE KAGIT ESYA IMALI ISCI.	9	0	3	0	9	1	0	0	0	0	1	0	2	1	3	0	0	2	PAPER,CARDBOARD AND PAPER MADE ARTICLES WORKERS
MURETTIPLER,MATBAA ISCILERI	1006	681	496	214	212	116	1168	838	266	202	227	86	1748	899	956	874	593	630	TYPESETTERS,PRINTING-HOUSE WORKERS
INSAAT BOYACILARI	1559	845	617	96	46	48	466	183	129	90	49	41	3974	2397	2201	2176	1590	1508	CONSTRUCTION PAINTERS
DIGER BOYACILAR	1094	762	538	223	96	163	771	394	542	188	88	104	2192	1463	1346	1093	862	842	OTHER PAINTERS
DIGER IMALAT ISCILERI VE ILGILI ISCILER	93	91	61	55	20	42	78	37	123	55	8	83	120	133	139	68	94	111	OTHER PRODUCTION WORKERS,RELEVANT WORKERS
DUVARCI (TUGLA,TAS)(INSAAT)	301	116	153	186	56	152	186	38	110	169	52	101	798	458	423	413	290	290	MASONS (BRICK-STONE-CONSTRUCTION)
BETON KALIPCISI	412	232	169	71	24	26	49	27	56	68	35	19	1106	668	548	628	456	390	CONCRETE MOLDERS
INSAAT BETON DEMIRI ISCISI	92	55	49	45	22	10	58	6	8	11	12	9	607	276	270	347	201	200	IRON CONCRETE CONSTRUCTION WORKERS
MARANGOZ VE DOGRAMACILAR	3179	1379	1242	684	386	433	2514	965	976	645	308	362	7671	4368	3983	4591	2609	2538	CARPENTERS AND JOINERS
SIVACILAR	471	263	188	39	18	19	90	22	47	36	9	10	1299	709	636	767	484	429	PLASTERERS
MERMER VE KARO FAYANS DOSEYICI	367	238	219	31	9	20	118	14	9	51	10	19	704	448	423	420	331	343	MARBLE AND FAIENCE LAYING WORKERS
DIGER INSAAT VE ILGILI ISLER	1334	584	525	665	419	396	1030	426	467	597	414	439	1967	1274	1104	1093	786	717	OTHER CONSTRUCTION AND RELEVANT WORKERS
ATESCI (BUHAR KAZANI)	3079	2008	1633	944	717	619	2817	1874	1306	820	648	551	5525	3837	3565	3556	2856	2756	STOCKERS(BOILER)
DIGER SABIT MOTOR VE ILGILI TECHIZAT OP.	385	152	104	87	20	34	429	78	72	50	18	31	733	388	294	438	237	201	OPERATORS OF OTHER FIXED MOTORS AND RELEVANT EQUIPMENT
VINC VE CERASKAL OPERATORLERI	208	138	90	17	20	3	67	44	9	31	10	10	675	410	378	431	297	263	CRANE AND LIFTING OPERATORS
INSAAT MAKINALARI OPERATORLERI	1464	662	609	295	188	152	739	283	325	298	165	201	3323	2153	1912	1925	1345	1236	CONSTRUCTION MACHINES OPERATORS
TAHMIL-TAHLIYE ISCILERI MALZ.TAS.OPE.	1873	926	889	312	177	333	740	355	621	250	167	293	4349	2808	2313	2633	1873	1608	LOADING - UNLOADING WORKERS AND MATERIAL TRANSPORTATION OPERATORS
AGIR VASITA SOFORLERI	59695	27863	22783	2993	1327	2060	18653	6392	8444	3201	4052	1597	119109	74908	67975	56679	38316	32217	HEAVY VEHICLE DRIVERS
DIGER TASIMA ARAC.SURUCU VE ILG.ELEMAN.	8151	4271	3131	633	106	165	1854	793	915	573	116	126	17555	9906	8650	7530	5542	5071	OTHER TRANSPORT VEHICLE DRIVERS AND RELEVANT PERSONNEL
BEDEN ISCISI	212094	139464	103836	175452	152002	148993	422	178860	135895	167642	143858	145384	391311	325139	255506	268686	230852	184364	UNQUALIFIED WORKERS
TOPLAM(TOTAL)	546604	362666	335787	278715	251017	272707	197642	334424	308738	267088	242466	264111	940269	682395	579702	609119	469345	401292	TOTAL

TABLO 35
SON 3 YILLIK GENEL CALISMALARIMIZIN MUKAYESESI
(ILLERE GORE)
TABLE 35
COMPARISON OF OUR GENERAL ACTIVITIES OVER THE LAST THREE YEARS
(BY PROVINCES)

ILLER / PROVINCES	YIL ICINDE YAPILAN BASVURU / APPLICATIONS DURING THE YEAR			YIL ICINDE ALINAN ACIK IS / VACANCIES TAKEN DURING THE YEAR			YIL ICINDE ISVERENE YAPILAN TAKDIM / PRESENTATIONS TO THE EMPLOYER DURING THE YEAR			YIL ICINDE ISE YERLESTIRME / PLACEMENTS DURING THE YEAR			DEVREDEN ISGUCU / THE MANPOWER TURNEDOVER			DEVREDEN ISGUCUNDEN ISSIZLER / THE UNEMPLOYED AMONG THIS MANPOWER TURNOVER		
	1993	1994	1995	1993	1994	1995	1993	1994	1995	1993	1994	1995	1993	1994	1995	1993	1994	1995
ADANA	63109	44201	48494	41315	38042	42770	55031	41703	48493	39585	37973	42419	39848	18663	14942	36250	17126	13890
ADIYAMAN	1819	10843	1756	1522	2777	1739	904	1404	1982	1717	1824	1782	4246	11448	2441	2752	10849	2220
AFYON	6243	2609	2934	3424	2381	2575	8156	3127	3067	3420	2210	2342	9043	3828	2464	7621	2312	1786
AGRI	566	702	495	1703	1757	2153	865	821	402	1672	1717	2153	1895	1141	1197	1670	1086	1148
AMASYA	4198	2273	1168	1767	1721	1549	1565	2503	825	1728	1393	1554	8317	7333	5035	6460	5668	3859
ANKARA	46532	34188	25182	7945	10124	10328	43453	34975	24622	8794	9017	10894	74006	53123	39824	51653	43338	34806
ANTALYA	9895	3742	3193	4684	2687	2713	6260	2624	3548	4419	2278	3242	13107	12657	8754	11913	11526	7603
ARTVIN	1451	1035	869	5142	4940	4741	4600	1197	151	5324	4913	4740	3886	1584	1540	2669	1381	1248
ARDAHAN	0	239	179	0	63	83	0	16	98	0	12	130	0	897	317	0	747	313
AKSARAY	1862	584	943	1026	652	634	952	225	419	1009	670	633	1649	1181	1010	1608	1141	970
AYDIN	10117	9640	6999	6474	5287	5439	13379	12060	7226	6218	4783	5175	11310	9994	8826	5731	6645	6179
BALIKESIR	6282	4753	2657	2628	2947	2306	2727	1886	3114	2586	2966	2258	8476	7616	7564	7065	6529	6505
BARTIN	0	2011	2800	0	702	562	0	749	754	0	658	581	0	4932	5305	0	2469	2734
BATMAN	6046	2928	623	1170	225	32	6542	2668	32	924	94	182	9167	10778	9426	9167	10778	9426
BAYBURT	434	268	107	249	250	230	122	339	123	247	229	231	414	334	107	33	39	31
BILECIK	1117	561	1578	788	663	689	1022	741	856	803	627	570	4676	1837	2128	3462	1545	1574
BINGOL	653	172	84	1265	494	117	1352	579	127	1420	475	114	2954	3077	3080	2927	3050	3053
BITLIS	882	789	366	95	45	16	195	1234	16	135	29	20	4912	4334	2998	4896	4318	2990
BOLU	3104	1553	1632	1362	3057	2523	2735	3935	4147	1152	3211	2470	4681	2372	2515	3229	1439	1427
BURDUR	1553	797	512	2230	2095	1968	1052	607	397	2221	2050	1973	1667	1165	761	1123	609	579
BURSA	47103	41932	40214	30054	29759	31892	58140	41702	49557	29662	29234	30980	33363	26433	32497	27799	22879	29261
CANAKKALE	2635	2094	1084	940	1064	1263	2826	2242	1801	842	695	1179	2982	3081	2421	1986	1960	929
CANKIRI	2527	1091	1224	996	903	898	3066	1115	1060	850	946	792	5348	1861	1464	3039	1200	1058
CORUM	4375	1751	2299	1490	826	407	2478	503	1786	1408	859	320	5684	4096	3923	4376	2799	2740
DENIZLI	4426	3404	2057	2571	1483	2226	11599	8516	7857	2344	1480	1878	9007	10074	8566	3990	4753	4253
DIYARBAKIR	3726	4655	2075	4191	2948	1790	4647	5097	2034	4111	2059	1756	5349	8607	5837	4914	8080	5478
EDIRNE	3612	2428	3263	2110	1734	2240	1258	832	1051	1996	1697	2054	3675	2563	5035	3101	2477	4532
ELAZIG	3073	1194	637	3562	3607	2908	1551	981	406	3570	3571	2884	5803	4566	1809	5265	3981	1268
ERZINCAN	2519	1334	1488	2305	1926	2184	2153	1504	637	2265	1906	2175	4249	2712	2149	1410	1401	1477
ERZURUM	4443	1564	1698	2522	1667	1847	4487	2271	1837	2483	1683	1793	11399	4746	5484	8568	3115	3828
ESKISEHIR	9085	6016	7384	2224	3624	2554	10456	7611	6989	2320	3545	1902	20140	17032	17394	15997	13132	13434
GAZIANTEP	6396	2735	2705	2393	1698	1649	3712	1770	2262	2010	1531	1413	8566	5091	3736	4114	2593	2118
GIRESUN	2258	908	938	2423	2022	2193	577	308	459	2414	2019	2108	4879	3729	2075	1934	1704	1214
GUMUSHANE	936	718	240	986	806	826	946	911	238	984	780	827	1099	1647	1577	390	586	564
HAKKARI	812	376	99	1950	825	768	735	224	28	1938	810	768	320	431	478	312	423	470
HATAY	4854	8416	3073	2392	2762	2062	3280	9254	2136	2303	2366	2038	15812	18338	15454	8675	10426	8467
IGDIR	0	306	553	0	218	549	0	396	370	0	212	544	0	227	355	0	188	355
ISPARTA	4175	2083	1865	2640	2940	2277	2998	2014	1328	2624	2932	2270	3745	2679	1975	3505	2542	1756
ICEL	10344	6001	8565	5288	3208	3860	3165	2329	2597	4924	3056	3936	13612	11749	10733	11894	9857	9185
ISTANBUL	72352	30195	27377	13196	5971	6421	35819	20565	18385	12211	7096	4744	170583	56042	58102	48338	17970	22841
PENDIK		10318	8812		4208	3559		4768	3998		3902	3253		37344	39323		16061	14955
IZMIR	25954	22114	20307	4395	3770	5860	20533	13588	17127	3746	5918	4936	37382	33559	26058	25557	26630	21999
KARAMAN	1060	478	466	207	129	469	1099	198	706	184	106	409	6564	4746	4308	2043	2074	1752
KARS	5931	1282	1298	2385	974	1172	2866	628	479	2279	995	1148	5493	1721	1281	4491	1340	1106
KASTAMONU	2500	1215	1861	2754	2675	3084	990	726	516	2716	2566	2836	3447	2419	2773	831	1323	1453
KAYSERI	11815	7168	6748	3190	3460	3850	6026	6589	6785	3062	3473	3652	10046	5317	4289	7500	4270	3538
KIRIKKALE	3296	1314	2431	505	790	809	1212	664	643	399	786	783	4480	2330	3958	2338	1634	1616
KIRKLARELI	1782	897	806	3218	2203	1850	1085	582	629	3189	2212	1827	2085	2053	1570	986	978	885
KIRSEHIR	1487	519	1109	935	316	814	1288	644	1127	927	316	814	1644	1416	1412	1007	1076	1075
KOCAELI	12881	4452	6550	2403	1065	2559	3800	1280	3590	2275	1001	1260	25083	7353	8854	24385	7310	8766
KONYA	7822	5295	4467	6463	6469	5902	6072	7697	7650	6449	6409	5829	10922	8196	5766	4330	3830	3370
KUTAHYA	7553	4150	5525	2297	2203	2636	1587	2223	1442	2255	2174	2646	10309	6917	9804	5599	4101	7157
MALATYA	7320	1772	2449	2956	1495	2006	3503	507	313	2806	1535	1951	8647	5592	4653	8590	5572	4617
MANISA	12087	14687	23226	2898	8377	20418	3429	17453	21146	3079	6091	20333	42740	45691	39786	17561	18127	16044
K.MARAS	2457	1950	1073	725	213	523	908	1239	543	672	200	560	28800	29419	11338	28406	29021	11148
MARDIN	799	570	297	1835	960	931	2000	1352	956	1829	938	928	6295	5509	5726	4756	4134	4350
MUGLA	6472	2654	1700	4174	2726	2620	4785	1706	1434	3700	2651	2439	11133	10016	5080	3387	4037	2598
MUS	1853	1413	531	448	1929	2278	1867	3303	2381	379	1844	2269	3514	3775	1608	3514	3775	1608
NEVSEHIR	1005	633	588	899	814	775	1918	981	1030	1052	773	747	3601	3454	2340	2155	2127	1517
NIGDE	1667	1061	1270	1804	1135	1629	1573	483	545	1739	1109	1581	2034	1472	1420	1831	1425	1384
ORDU	1652	603	1255	1769	1625	1604	2343	2163	1022	1724	1614	1608	4913	2570	2720	4130	2086	2219
RIZE	1163	2198	445	19616	17725	16415	420	2022	67	19608	17668	16411	1388	2760	782	491	523	514
SAKARYA	6058	4076	2771	1619	651	795	5200	4105	2370	1482	693	676	8000	5514	4139	6233	3760	3830
SAMSUN	18246	9763	5812	6629	6554	9785	55707	11618	11375	3681	4993	9603	76741	19623	15526	44699	7266	7611
SIIRT	843	204	133	1085	800	36	411	30	36	1067	815	36	3999	4129	4188	3931	4061	4118
SINOP	2201	2042	427	1447	816	825	731	3559	148	1406	692	804	4795	5829	4148	3553	4119	2624
SIRNAK	576	245	517	473	47	439	502	270	439	466	33	439	696	904	952	696	904	952
SIVAS	4236	1277	1488	2608	1154	2003	1888	310	492	2591	1146	1987	8824	7072	4702	8449	6710	4631
TEKIRDAG	2377	3184	2998	1511	2621	2281	1588	2392	1831	1338	2414	2186	2094	1335	1889	675	722	987
TOKAT	11667	2316	1944	5305	3129	3672	10616	1862	1006	3871	3126	3667	23015	22645	2593	21421	21138	2173
TRABZON	9450	2533	1911	8165	7064	6780	14117	8047	7350	7554	7009	6680	11720	9552	10061	10792	8978	9141
TUNCELI	550	348	103	1013	553	125	511	362	82	1010	541	120	2399	2319	1866	2399	2319	1866
S.URFA	2771	1193	868	3191	3300	3399	2365	910	444	3151	3227	3358	3365	2392	1601	2538	1842	1264
USAK	2726	1604	1821	1740	1455	1494	2823	2386	2538	1749	1446	1488	2181	1803	1601	636	547	593
VAN	1951	723	1403	5219	3597	3081	3637	336	402	5185	3560	2987	3111	2219	2996	2780	1908	2683
YOZGAT	1812	830	769	570	1321	1111	1017	1584	1298	529	1351	1111	2084	1765	1988	1443	1076	1076
ZONGULDAK	7070	2496	10199	3242	1794	1147	5720	2319	1581	3306	1533	925	35071	27667	35325	25150	17880	26503
TOPLAM(TOTAL)	546604	362666	335787	278715	251017	272707	480742	334424	308738	267088	242466	264111	948684	682395	579702	609119	469345	401292

NOT:1993 YILINDA ISTANBUL-PENDIK SUBELERI AYRIMI YAPILMAMISTIR.

1990-1995 YILLARI GENEL ÇALIŞMALAR

BAŞVURU - AÇIK İŞ - İŞE YERLEŞTİRME - İŞSİZ

GENERAL WORKS OF 1989-1994

APPLICATION - VACANCIES - PLASMENTS - UNEMPLOYED

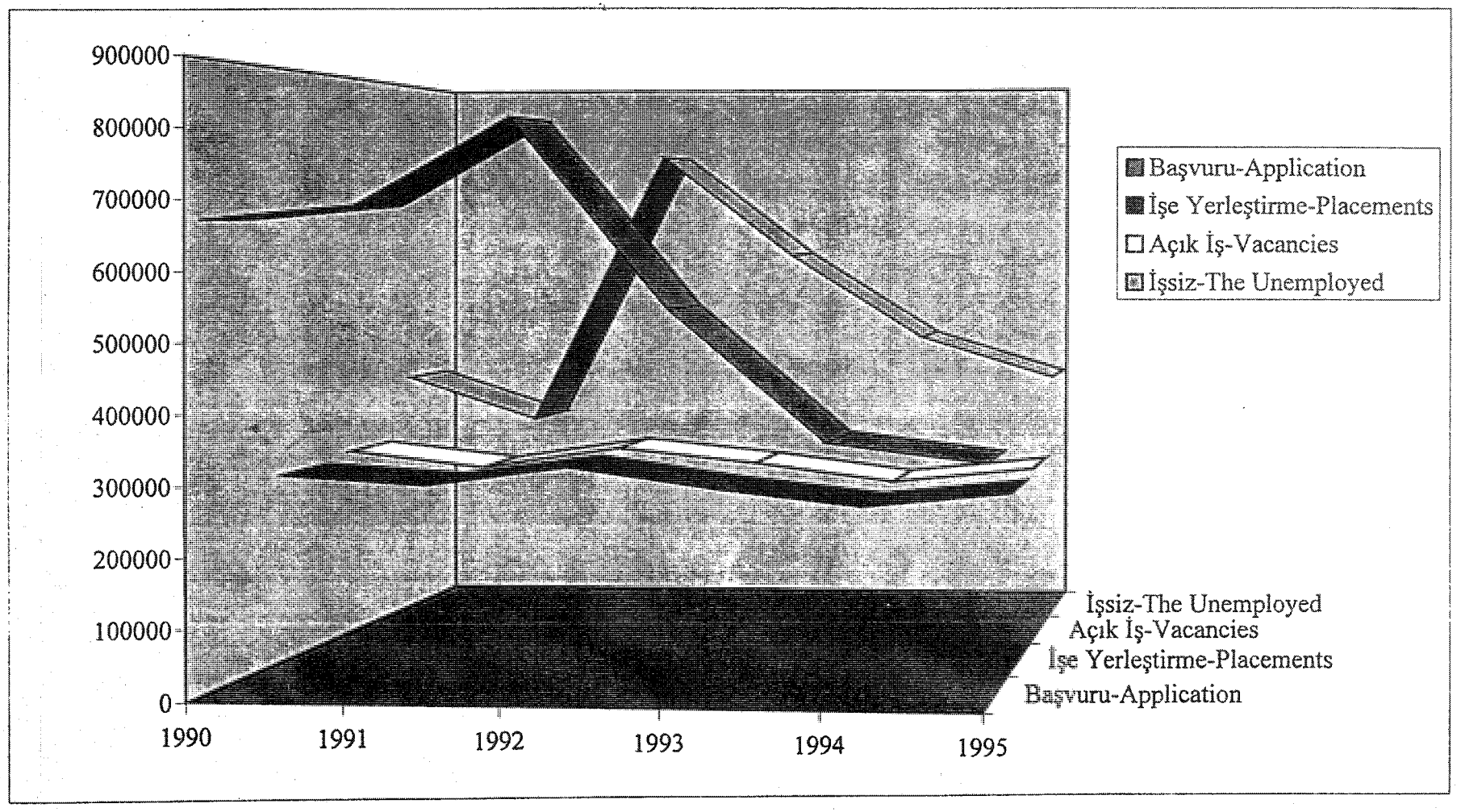

1994-1995 YILLARINDA

BAŞVURU-AÇIKİŞ-İŞE YERLEŞTİRME -İŞSİZ

APPLICATION-VACANCIES-PLACEMENTS-THE UNEMPLOYED IN 1994-1995

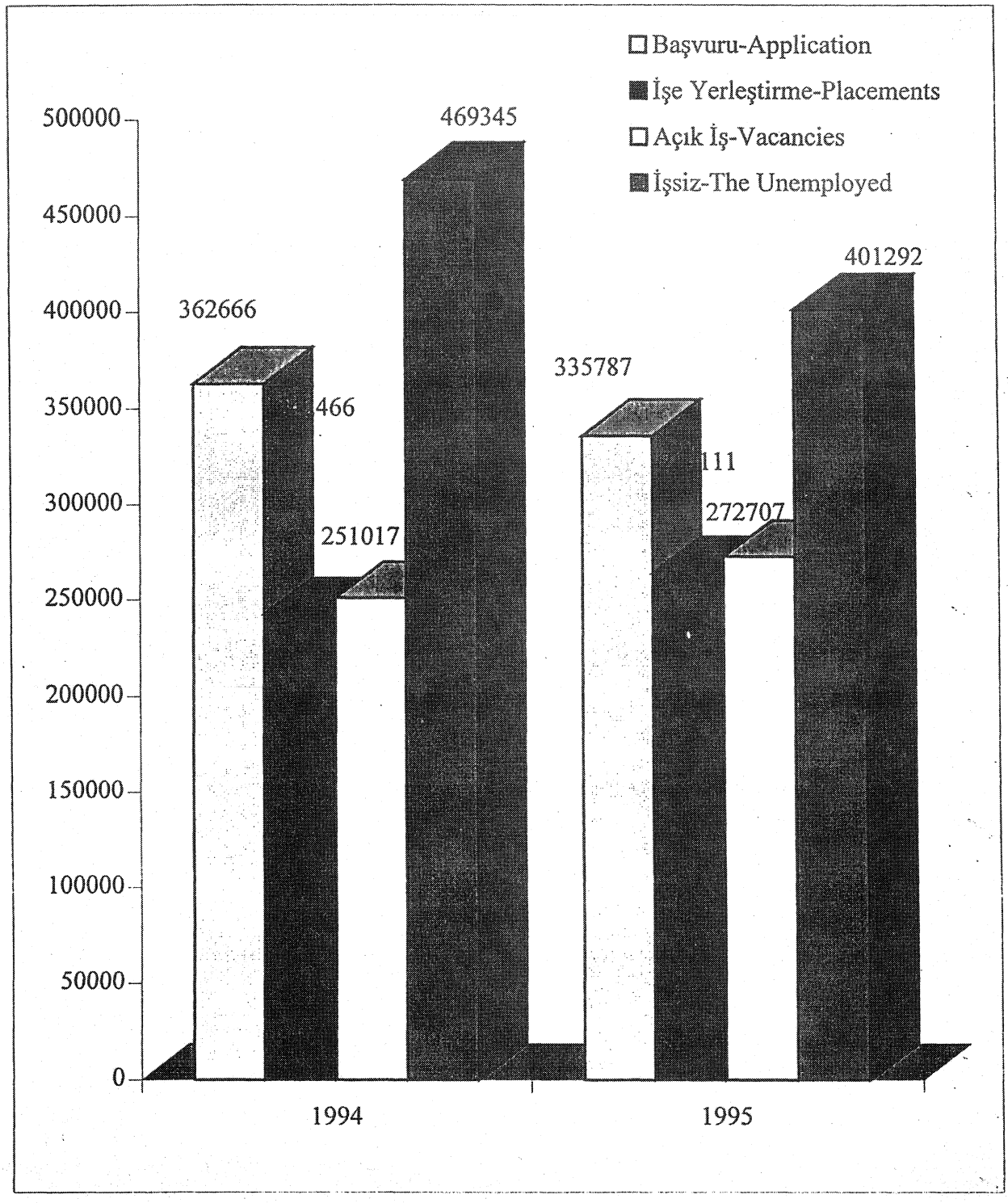

X. BÖLÜM : GENEL ÇALIŞMALAR
PART X : GENERAL ACTIVITIES (BY GEOGRAPHICAL REGIONS AND BY PROVINCES GIVEN PRIORITY IN DEVELOPMENT)



1994 TARIM DIŞI
ÖZEL SEKTÖRE YAPILAN İŞE YERLEŞTİRME
PLACEMENT TO NON -AGRICULTURAL PRIVATE SECTORS
IN 1994



1995 TARIM DIŞI
ÖZEL SEKTÖRE YAPILAN İŞE YERLEŞTİRME
PLACEMENT TO NON -AGRICULTURAL PRIVATE SECTORS
IN 1995



1994 EKONOMİK FAALİYETLERE GÖRE
ÖZEL SEKTÖRE YAPILAN İŞE YERLEŞTİRME
PLACEMENT TO PRIVATE SECTORS ACCORDING TO
ECONOMICAL ACTIVITIES IN 1994



1995EKONOMİK FAALİYETLERE GÖRE
ÖZEL SEKTÖRE YAPILAN İŞE YERLEŞTİRME
PLACEMENT TO PRIVATE SECTORS ACCORDING TO
ECONOMICAL ACTIVITIES IN 1995



TABLO 36
1995 YILINDA MARMARA BOLGESINDEKI ILLERDE KURUMUMUZ CALISMALARI
(MESLEKLERE GORE)

TABLE 36
OUR ORGANISATION'S ACTIVITIES IN MARMARA REGION'S
PROVINCES DURING 1995 (BY OCCUPATIONS)

MESLEKLER	YIL ICINDE YAPILAN BASVURU / APPLICATIONS DURING THE YEAR			YIL ICINDE ALINAN ACIK IS / VACANCIES TAKEN DURING THE YEAR			YIL ICINDE ISYERENE YAPILAN TAKDIM / PRESENTATIONS TO THE EMPLOYER DURING THE YEAR			YIL ICINDE ISE YERLESTIRME / PLACEMENTS DURING THE YEAR			1996'YA DEVREDEN ISGUCU / THE MANPOWER TURNEDOVER TO 1996			DEVREDEN ISGUCUNDEN ISSIZLER / THE UNEMPLOYED AMONG THIS MANPOWER TURNOVER			OCCUPATIONS
	ERKEK MALE	KADIN FEMALE	TOPLAM TOTAL	ERKEK MALE	KADIN FEMALE	TOPLAM TOTAL	ERKEK MALE	KADIN FEMALE	TOPLAM TOTAL	ERKEK MALE	KADIN FEMALE	TOPLAM TOTAL	ERKEK MALE	KADIN FEMALE	TOPLAM TOTAL	ERKEK MALE	KADIN FEMALE	TOPLAM TOTAL	
KIMYAGER VE FIZIKCI	66	87	153	14	6	20	12	39	51	13	5	18	150	216	366	98	118	216	CHEMIST, PHYSICIST
MIMAR VE MUHENDISLER	407	237	644	162	17	179	363	120	483	93	27	120	851	445	1296	628	362	990	ARCHITECTS AND,ENGINEERS
TEKNIK RESSAMLAR	227	126	353	37	15	52	126	43	169	21	13	34	452	285	737	331	198	529	DRAFTSMEN
TOPOGRAFLAR VE TEKNISYENLER	931	167	1098	191	14	205	495	91	586	102	16	118	2199	296	2495	1597	233	1830	TOPOGRAPHS AND TECHNICIANS
HEKIMLER,VETERINERLER VE ILG. PERSONEL	29	22	51	8	4	12	16	15	31	2	7	9	79	37	116	54	28	82	DOCTORS, VETERINERIANS AND RELATED PERSONNEL
ECZACI,ECZACI YARD.VE BES.UZMANI	8	9	17	0	0	0	0	0	0	0	1	1	27	13	40	21	11	32	PHARMACIST,ASSISTANT PHARMACIST AND DIETICIAN
HEMSIRE, EBE VE TIP TEKNISYENLERI	61	145	206	16	27	43	42	167	209	11	24	35	108	201	309	87	155	242	NURSES, MIDWIVES,MEDICAL TECHNICIANS
DIEKI PROFESYONEL TEK. VE ILGILI PERS.	364	381	745	117	320	437	179	278	457	98	282	380	634	827	1461	449	605	1054	OTHER PROFESSIONAL,TECHNICAL AND RELATED PERSONNEL
YONETICILER	223	145	368	32	5	37	117	65	182	15	17	32	435	258	693	322	222	544	ADMINISTRATORS
DAKTILOLAR VE BILGISAYAR OPERATORLERI	393	1095	1398	275	1188	1463	265	1077	1342	195	987	1182	362	558	920	241	409	650	TYPISTS AND COMPUTER OPERATORS
MUHASEBECI VE KASADAR	986	1513	2499	175	590	765	432	1007	1439	128	569	697	2121	2622	4743	1382	1715	3097	ACCOUNTANTS AND CASHIERS
NAKLIYE VE HABERLESME ELEMANLARI	29	20	49	1	9	10	1	39	40	1	6	7	121	38	159	85	19	104	TRANSPORTATION AND COMMUNICATION PERSONNEL
BURO-MEZAREJCILERI VE BURO ELEMANLARI	4112	4120	8232	833	831	1664	2474	2244	4718	504	902	1406	8829	6993	15822	6438	5086	11524	BUREAU SUPERVISORS AND PERSONNEL
SATIS ISCILERI	53	28	81	31	2	33	54	14	68	5	2	7	136	39	175	122	33	155	SALESMEN
ASCILAR	683	55	738	75	25	100	357	88	445	86	23	109	1774	78	1852	999	51	1050	COOKS
GARSONLAR VE BARMENLER	836	99	935	369	41	410	737	89	826	352	63	415	1086	8	1094	731	3	734	WAITERS AND BARMANS
DIEKI HIZMET ISCILERI	385	84	469	180	97	277	186	110	296	157	102	259	690	45	735	407	38	445	OTHER SERVICE WORKERS
TARIM,ORMAN ISCISI,BALIKCI AVCI	455	26401	26856	416	26395	26811	470	26395	26865	414	26395	26809	170	29	199	92	27	119	AGRICULTURE AND FOREST WORKERS,FISHERMEN, HUNTERS
URETIM MEZARETCILERI VE USTABASILAR	73	8	81	66	0	66	9	0	9	66	0	66	265	14	279	191	14	205	PRODUCTION SUPERVISORS AND FOREMEN
MADENCILER-TASOCAKCILAR	19	0	19	4	0	4	4	0	4	4	0	4	29	0	29	21	0	21	MINERS - QUARRY WORKERS
METAL ISLEMCILER	121	1	122	25	0	25	51	0	51	11	0	11	309	1	310	226	1	227	METAL PROCESSING WORKERS
AGAC HAZIRLAMA ISCILERI	4	0	4	5	0	5	4	0	4	2	0	2	11	0	11	9	0	9	WOOD PREPARING WORKERS
KAGIT HAMURU VE KAGIT IMALI ISCILERI	3	1	4	0	0	0	2	0	2	0	0	0	2	0	2	2	0	2	PAPER PULP AND PAPER PRODUCTION WORKERS
KIMYASAL ISLEMCILER VE ILGILI ISCILER	1	0	1	2	0	2	1	0	1	1	0	1	3	0	3	1	0	1	CHEMICAL PROCESSING WORKERS AND THE LIKE
ELYAF HAZIRLAYICI IPLIKCI VE SARICI	15	126	141	4	83	87	10	166	176	25	164	189	46	108	154	38	103	141	FIBER PREPARATION,THREAD MAKING AND SPINNING WORKERS
DOKUMACI,ORUCU VE ILGILI ISCILER	186	48	234	83	49	132	215	64	279	44	31	75	868	75	943	773	58	831	WEAVERS,DARKERS AND THE LIKE
KASARLAYICI,BOYACI VE DIEKI DOKU.ISCI.	51	7	58	6	0	6	39	0	39	4	0	4	181	12	193	174	5	179	BLEACHING WORKERS,DYERS AND OTHER TEXTILE WORKERS
DEBAGLAR VE DERI ISCILERI	1	0	1	0	0	0	2	0	2	0	0	0	4	0	4	2	0	2	TANNERS AND LEATHER WORKERS
DEGIRMEN,FIRIN, ICKI VE BESIN ISCILERI	127	3	130	6	0	6	21	0	21	5	0	5	380	3	383	180	3	183	MILL, OVEN, BEVERAGE AND FOOD PRODUCTION WORKERS
TUTUN VE SIGARA IMALI ISCILERI	1	2	3	0	0	0	0	0	0	0	0	0	12	8	20	8	7	15	TOBACCO AND CIGARETTE PRODUCTION WORKERS
TERZILER,KURK VE SAPKA ISCILERI	310	651	961	77	327	404	41	100	141	55	281	336	2136	1431	3567	657	665	1322	TAILORS, FUR AND HAT WORKERS
KESICI,DIKISCI VE DOSEMECILER	301	452	753	83	366	449	176	676	852	56	332	388	857	435	1292	408	303	711	CUTTERS, SEWERS AND UPHOLSTERERS
AYAKKABI VE DERI ESYA IMALI ISCI.	41	2	43	0	1	1	2	1	3	0	1	1	224	1	225	51	0	51	SHOE AND LEATHER ARTICLES PRODUCTION WORKERS
MOBILYA VE ILGILI AGAC ISCILERI	411	3	414	48	0	48	199	0	199	36	0	36	1042	10	1052	584	5	589	FURNITURE AND RELEVANT WOOD WORKERS
TAS KESICILER VE OYMA ISCILERI	4	0	4	0	0	0	0	0	0	0	0	0	5	0	5	4	0	4	STONE CUTTING AND ENGRAVING WORKERS
DEMIRCI (GENEL)	13	0	13	7	0	7	4	0	4	1	0	1	34	0	34	24	0	24	IRONSMITHS (GENERAL)
SOGUK DEMIRCI	55	0	55	1	0	1	8	0	8	1	0	1	78	0	78	51	0	51	COLD IRON WORKERS
TORNA TEZGAHI OPRT.(METAL)	806	2	808	283	0	283	1160	0	1160	178	0	178	2473	4	2477	1601	3	1604	LATHE WORKBENCH OPERATOR (METAL)
FREZE TEZGAHI OPRT.(METAL)	23	0	23	31	0	31	97	0	97	26	0	26	54	0	54	23	0	23	MILLING CUTTER WORKBENCH OPERATOR(METAL)
MATKAP TEZGAHI OPR.(METAL)	15	0	15	4	0	4	10	0	10	6	0	6	21	16	37	9	0	9	DRILL BENCH OPERATOR (METAL)
DIEKI METAL TEZGAH AYARCI VE OPRT.	1354	4	1358	182	0	182	859	11	870	130	0	130	3507	6	3513	1804	5	1809	OTHER METAL WORKBENCH ADJUSTERS AND OPERATORS
MOTORLU ARAC TAMIRCI VE MAKINISTLERI	820	0	820	89	0	89	277	10	287	68	0	68	2327	1	2328	1202	0	1202	MOTORIZED VEHICLE REPAIRMEN MECHANICS
DIEKI MAKINA MONTOR VE TAMIRCI MAKI.	411	3	414	48	0	48	196	0	196	36	0	36	1634	9	1643	1186	6	1192	OTHER MACHINE ASSEMBLING AND REPAIRING MECHANICS
ELEKTRIK VE ELEKTRONIK MONTORLERI	377	33	410	86	0	86	179	0	179	44	0	44	910	90	1000	538	27	565	ELECTRICAL AND ELECTRONIC ASSEMBLY WORKERS
ELEKTRIK TESISATCILARI	1774	67	1841	227	2	229	1030	12	1042	155	10	165	4605	111	4716	2715	54	2769	ELECTRICAL INSTALLERS
DIEKI ELEKTRIK,ELEKTRONIK ISCILERI	29	13	42	0	0	0	6	13	19	6	13	19	89	0	89	62	0	62	OTHER ELECTRICAL AND ELECTRONICAL WORKERS
YAYIN SES CIHAZLARI OPERATORLERI	5	0	5	0	0	0	5	0	5	0	0	0	1	0	1	0	0	0	VOCAL ANNOUNCEMENT DEVICES OPERATORS
SIHHI TESISATCILAR VE BORU TESISATCI	343	0	343	120	0	120	213	0	213	63	0	63	1127	0	1127	581	0	581	SANITARY FACILITIES INSTALLERS AND PLUMBERS
KAYNAKCILAR VE FURMUCULER	1300	0	1300	403	0	403	1617	0	1617	274	0	274	4707	0	4707	2641	0	2641	WELDERS AND TORCH OPERATORS
METAL LEVHA VE METAL INS.HAZ.VE MONT.	920	1	921	85	0	85	239	0	239	52	0	52	2526	0	2526	1372	0	1372	METAL PLATE AND METAL CONSTRUCTION PREPARING AND ASSEMBLI
MUCEVHER,CAM,KIL VE PORSELEN ISCILERI	33	7	40	2	0	2	5	0	5	1	0	1	21	13	34	16	6	22	JEWELLERY,GLASS,CLAY AND PORCELAIN WORKERS
KAUCUK,PLASTIK URUN VE TASIT LAS.IN.IS.	39	0	39	10	0	10	13	0	13	4	0	4	125	0	125	88	0	88	RUBBER,PLASTIC AND AUTO TIRES PRODUCTION WORKERS
KAGIT KARTON VE KAGIT ESYA IMALI ISCI.	0	0	0	0	0	0	0	0	0	0	0	0	1	0	1	0	0	0	PAPER,CARDBOARD AND PAPER MADE ARTICLES WORKERS
MURETTIPLER,MATBAA ISCILERI	114	7	121	35	0	35	40	0	40	29	0	29	372	19	391	171	11	182	TYPESETTERS,PRINTING-HOUSE WORKERS
INSAAT BOYACILARI	185	1	186	16	0	16	39	0	39	13	0	13	848	1	849	514	0	514	CONSTRUCTION PAINTERS
DIEKI BOYACILAR	174	0	174	50	0	50	225	0	225	38	0	38	634	1	635	379	0	379	OTHER PAINTERS
DIEKI IMALAT ISCILERI VE ILGILI ISCILER	14	14	28	28	6	34	54	22	76	28	3	31	53	22	75	32	21	53	OTHER PRODUCTION WORKERS,RELEVANT WORKERS
DUVARCI (TUGLA,TAS)(INSAAT)	21	0	21	5	0	5	20	0	20	2	0	2	54	0	54	31	0	31	MASONS (BRICK-STONE-CONSTRUCTION)
BETON KALIPCISI	21	0	21	5	0	5	38	0	38	4	0	4	82	0	82	54	0	54	CONCRETE MOLDERS
INSAAT BETON DEMIRI ISCISI	11	0	11	0	0	0	0	0	0	0	0	0	33	0	33	24	0	24	IRON CONCRETE CONSTRUCTION WORKERS
MARANGOZ VE DOGRAMACILAR	292	0	292	54	0	54	167	0	167	36	0	36	1040	0	1040	464	0	464	CARPENTERS AND JOINERS
SIVACILAR	36	0	36	2	0	2	0	0	0	2	0	2	166	0	166	96	0	96	PLASTERERS
MERMER VE KARO FAYANS DOSEYICI	29	0	29	0	0	0	0	0	0	0	0	0	77	0	77	61	0	61	MARBLE AND FAIENCE LAYING WORKERS
DIEKI INSAAT VE ILGILI ISLER	85	0	85	23	0	23	29	0	29	29	0	29	476	2	478	267	0	262	OTHER CONSTRUCTION AND RELEVANT WORKERS
ATESCI (BUHAR KAZANI)	357	1	358	71	1	72	406	1	407	55	1	56	1039	2	1041	790	0	790	STOCKERS(BOILER)
DIEKI SABIT MOTOR VE ILGILI TECHIZAT OP.	32	1	33	9	0	9	35	0	35	12	0	12	80	1	81	58	2	60	OPERATORS OF OTHER FIXED MOTORS AND RELEVANT EQUIPMENT
VINC VE CERASKAL OPERATORLERI	25	1	26	1	0	1	6	0	6	1	0	1	139	0	139	87	0	87	CRANE AND LIFTING OPERATORS
INSAAT MAKINALARI OPERATORLERI	111	0	111	14	0	14	26	0	26	14	0	14	366	0	366	204	0	204	CONSTRUCTION MACHINES OPERATORS
YAKMIL-YAKLIYE ISCILERI MALZ.TAS.OPE.	172	0	172	30	0	30	179	0	179	27	0	27	508	0	508	335	0	335	LOADING - UNLOADING WORKERS AND MATERIAL TRANSPORTATION E
AGIR VASITA SOFORLERI	9374	7	9381	804	0	804	3874	5	3879	180	0	180	32156	10	32166	9740	2	9742	HEAVY VEHICLE DRIVERS
DIEKI TASIMA ARAC.SURUCU VE ILG.ELEMAN.	1540	0	1540	57	0	57	275	0	275	60	0	60	4839	1	4840	2099	0	2099	OTHER TRANSPORT VEHICLE DRIVERS AND RELEVANT PERSONNEL
BEDEN ISCISI	20302	8851	29153	16705	2606	19311	27759	8027	35787	14377	2257	16629	43536	10791	54327	29495	8229	37724	UNQUALIFIED WORKERS
TOPLAM	53059	45051	98110	22828	32027	55055	46191	40991	87182	18453	32534	50987	137336	26186	163522	76222	18843	95065	TOTAL

TABLO 37
1995 YILINDA EGE BOLGESINDEKI ILLERDE KURUMUMUZ CALISMALARI
(MESLEKLERE GORE)

TABLE 37
OUR ORGANISATION'S ACTIVITIES IN EGE REGION'S
PROVINCES DURING 1995 (BY OCCUPATIONS)

MESLEKLER	YIL ICINDE YAPILAN BASVURU / APPLICATIONS DURING THE YEAR			YIL ICINDE ALINAN ACIK IS / VACANCIES TAKEN DURING THE YEAR			YIL ICINDE ISVERENE YAPILAN TAKDIM / PRESENTATIONS TO THE EMPLOYER DURING THE YEAR			YIL ICINDE ISE YERLESTIRME / PLACEMENTS DURING THE YEAR			1996'YA DEVREDEN ISGUCU / THE MANPOWER TURNEDOVER TO 1996			DEVREDEN ISGUCUNDEN ISSIZLER / THE UNEMPLOYED AMONG THIS MANPOWER TURNOVER			OCCUPATIONS
	ERKEK MALE	KADIN FEMALE	TOPLAM TOTAL	ERKEK MALE	KADIN FEMALE	TOPLAM TOTAL	ERKEK MALE	KADIN FEMALE	TOPLAM TOTAL	ERKEK MALE	KADIN FEMALE	TOPLAM TOTAL	ERKEK MALE	KADIN FEMALE	TOPLAM TOTAL	ERKEK MALE	KADIN FEMALE	TOPLAM TOTAL	
KIMYAGER VE FIZIKCI	120	49	169	71	3	74	342	15	357	68	1	69	112	75	187	100	65	165	CHEMIST, PHYSICIST
MIMAR VE MUHENDISLER	228	154	382	71	14	85	67	21	88	44	22	66	392	245	637	295	206	501	ARCHITECTS AND,ENGINEERS
TEKNIK RESSAMLAR	160	73	233	18	1	19	38	11	49	14	2	16	316	136	452	194	111	305	DRAFTSMEN
TOPOGRAFLAR VE TEKNISYENLER	653	77	730	90	7	97	213	15	228	64	6	70	1651	179	1830	1011	123	1134	TOPOGRAPHS AND TECHNICIANS
HEKIMLER,VETERINERLER VE ILG. PERSONEL	27	14	41	5	5	10	6	6	12	3	4	7	29	16	45	17	11	28	DOCTORS, VETERINERIANS AND RELATED PERSONNEL
ECZACI,ECZACI YARD.VE BES.UZMANI	12	5	17	0	1	1	0	0	0	0	0	0	25	6	31	19	6	25	PHARMACIST,ASSISTANT PHARMACIST AND DIETICIAN
HEMSIRE, EBE VE TIP TEKNISYENLERI	21	40	61	3	7	10	0	3	3	0	4	4	41	56	97	34	44	78	NURSES, MIDWIVES,MEDICAL TECHNICIANS
DIGER PROFESYONEL TEK. VE ILGILI PERS.	163	202	365	23	11	34	20	19	39	15	13	28	302	387	689	224	290	514	OTHER PROFESSIONAL,TECHNICAL AND RELATED PERSONNEL
YONETICILER	311	102	413	25	8	33	69	11	80	22	4	26	541	170	711	453	132	585	ADMINISTRATORS
DAKTILOLAR VE BILGISAYAR OPERATORLERI	145	478	623	31	130	161	60	365	425	17	140	157	261	598	859	236	520	756	TYPISTS AND COMPUTER OPERATORS
MUHASEBECI VE KASADAR	692	879	1571	78	134	212	320	485	805	55	129	184	1143	1231	2374	889	1031	1920	ACCOUNTANTS AND CASHIERS
NAKLIYE VE HABERLESME ELEMANLARI	23	10	33	4	4	8	10	9	19	6	4	10	62	21	83	53	17	70	TRANSPORTATION AND COMMUNICATION PERSONNEL
BURO NEZARETCILERI VE BURO ELEMANLARI	3519	3230	6749	468	472	940	1404	1683	3087	408	464	872	6330	5147	11477	4838	3581	8419	BUREAU SUPERVISORS AND PERSONNEL
SATIS ISCILERI	61	11	72	44	24	68	106	18	124	38	12	50	78	15	93	63	11	74	SALESMEN
ASCILAR	580	21	601	226	15	241	523	27	550	194	13	207	903	15	918	528	13	541	COOKS
GARSONLAR VE BARMENLER	1385	180	1565	1270	225	1495	2693	474	3167	1235	227	1462	654	29	683	534	27	561	WAITERS AND BARMANS
DIGER HIZMET ISCILERI	423	82	505	204	93	297	432	149	581	203	94	297	451	66	517	348	60	408	OTHER SERVICE WORKERS
TARIM,ORMAN ISCISI,BALIKCI AVCI	1484	18700	20184	1452	18686	20138	1495	18691	20186	1454	18690	20144	121	17	138	87	6	93	AGRICULTURE AND FOREST WORKERS,FISHERMEN, HUNTERS
URETIM NEZARETCILERI VE USTABASILAR	58	1	59	177	1	178	707	2	709	151	1	152	91	4	95	61	2	63	PRODUCTION SUPERVISORS AND FOREMEN
MADENCILER-TASOCAKCILAR	91	0	91	91	0	91	77	0	77	23	0	23	244	0	244	197	0	197	MINERS - QUARRY WORKERS
METAL ISLEMCILER	51	0	51	20	0	20	20	0	20	11	0	11	120	0	120	86	0	86	METAL PROCESSING WORKERS
AGAC HAZIRLAMA ISCILERI	4	0	4	1	0	1	1	0	1	1	0	1	14	0	14	9	0	9	WOOD PREPARING WORKERS
KAGIT HAMURU VE KAGIT IMALI ISCILERI	0	0	0	0	0	0	0	0	0	0	0	0	0	0	0	0	0	0	PAPER PULP AND PAPER PRODUCTION WORKERS
KIMYASAL ISLEMCILER VE ILGILI ISCILER	0	0	0	1	0	1	2	0	2	1	0	1	0	0	0	0	0	0	CHEMICAL PROCESSING WORKERS AND THE LIKE
ELYAF HAZIRLAYICI IPLIKCI VE SARICI	15	12	27	6	9	15	7	7	14	6	6	12	52	35	87	49	18	67	FIBER PREPARATION,THREAD MAKING AND SPINNING WORKERS
DOKUMACI,DRUCU VE ILGILI ISCILER	58	43	101	56	31	87	126	50	176	39	28	67	43	41	84	32	32	64	WEAVERS,DARNERS AND THE LIKE
KASARLAYICI,BOYACI VE DIGER DOKU.ISCI.	12	2	14	12	0	12	8	0	8	12	0	12	14	3	17	10	2	12	BLEACHING WORKERS,DYERS AND OTHER TEXTILE WORKERS
DEBAGLAR VE DERI ISCILERI	7	4	11	1	0	1	0	0	0	0	0	0	20	0	20	8	0	8	TANNERS AND LEATHER WORKERS
DEGIRMEN,FIRIN, ICKI VE BESIN ISCILERI	150	6	156	34	5	39	36	5	41	32	5	37	233	2	235	151	1	152	MILL, OVEN, BEVERAGE AND FOOD PRODUCTION WORKERS
TUTUN VE SIGARA IMALI ISCILERI	0	0	0	0	0	0	0	0	0	0	0	0	1	1	2	1	0	1	TOBACCO AND CIGARETTE PRODUCTION WORKERS
TERZILER,KURK VE SAPKA ISCILERI	45	87	132	22	57	79	19	94	113	4	84	88	132	166	298	74	100	174	TAILORS, FUR AND HAT WORKERS
KESICI,DIKISCI VE DOSEMECILER	130	338	468	55	394	449	55	1172	1227	40	357	397	250	366	616	204	254	458	CUTTERS, SEWERS AND UPHOLSTERERS
AYAKKABI VE DERI ESYA IMALI ISCI.	21	1	22	0	0	0	0	0	0	1	19	20	41	2	43	34	2	36	SHOE AND LEATHER ARTICLES PRODUCTION WORKERS
MOBILYA VE ILGILI AGAC ISCILERI	329	1	330	41	0	41	139	0	139	29	0	29	535	1	536	385	1	386	FURNITURE AND RELEVANT WOOD WORKERS
TAS KESICILER VE OYMA ISCILERI	20	0	20	14	0	14	11	0	11	0	0	0	16	0	16	12	0	12	STONE CUTTING AND ENGRAVING WORKERS
DEMIRCI (GENEL)	22	0	22	10	0	10	16	0	16	12	0	12	329	6	335	70	0	70	IRONSMITHS (GENERAL)
SOGUK DEMIRCI	109	0	109	40	0	40	86	0	86	16	0	16	733	0	733	356	0	356	COLD IRON WORKERS
TORNA TEZGAHI OPRT.(METAL)	388	0	388	123	0	123	439	0	439	111	0	111	909	1	910	597	0	597	LATHE WORKBENCH OPERATOR (METAL)
FREZE TEZGAHI OPRT.(METAL)	9	0	9	13	0	13	25	0	25	10	0	10	15	0	15	14	0	14	MILLING CUTTER WORKBENCH OPERATOR(METAL)
MATKAP TEZGAHI OPR.(METAL)	7	1	8	12	0	12	10	0	10	5	0	5	5	1	6	4	1	5	DRILL BENCH OPERATOR (METAL)
DIGER METAL TEZGAH AYARCI VE OPRT.	727	0	727	203	0	203	377	0	377	119	0	119	1541	7	1548	873	2	875	OTHER METAL WORKBENCH ADJUSTERS AND OPERATORS
MOTORLU ARAC TAMIRCI VE MAKINISTLERI	721	0	721	57	0	57	188	0	188	53	0	53	2021	2	2023	1190	1	1191	MOTORIZED VEHICLE REPAIRMEN MECHANICS
DIGER MAKINA MONTOR VE TAMIRCI MAKI.	145	9	154	168	8	176	224	8	232	191	8	199	255	1	256	189	1	190	OTHER MACHINE ASSEMBLING AND REPAIRING MECHANICS
ELEKTRIK VE ELEKTRONIK MONTORLERI	270	18	288	36	0	36	97	1	98	25	0	25	456	44	500	309	32	341	ELECTRICAL AND ELECTRONIC ASSEMBLY WORKERS
ELEKTRIK TESISATCILARI	1407	35	1442	247	4	251	888	6	894	238	5	243	3573	148	3721	2051	82	2133	ELECTRICAL INSTALLERS
DIGER ELEKTRIK,ELEKTRONIK ISCILERI	3	0	3	0	0	0	3	0	3	0	0	0	24	0	24	19	0	19	OTHER ELECTRICAL AND ELECTRONICAL WORKERS
YAYIN SES CIHAZLARI OPERATORLERI	0	0	0	0	0	0	3	0	3	0	0	0	0	0	0	0	0	0	VOCAL ANNOUNCEMENT DEVICES OPERAIORS
SIHHI TESISATCILAR VE BORU TESISATCI	269	0	269	54	0	54	202	0	202	54	0	54	529	0	529	322	0	322	SANITARY FACILITIES INSTALLERS AND PLUMBERS
KAYNAKCILAR VE PURMUZCULER	726	0	726	282	0	282	1127	0	1127	233	0	233	1756	0	1756	1017	0	1017	WELDERS AND TORCH OPERATORS
METAL LEVHA VE METAL INS.HAZ.VE MONT.	529	0	529	74	0	74	144	0	144	71	0	71	848	1	849	550	1	551	METAL PLATE AND METAL CONSTRUCTION PREPARING AND ASSEMBLING WO
MUCEVHER,CAM,KIL VE PORSELEN ISCILERI	112	84	196	11	11	22	64	38	102	6	15	21	95	97	192	42	26	68	JEWELLERY,GLASS,CLAY AND PORCELAIN WORKERS
KAUCUK,PLASTIK URUN VE TASIT LAS.IN.IS.	20	0	20	8	0	8	16	0	16	6	0	6	88	0	88	44	0	44	RUBBER,PLASTIC AND AUTO TIRES PRODUCTION WORKERS
KAGIT KARTON VE KAGIT ESYA IMALI ISCI.	0	0	0	0	0	0	0	0	0	0	0	0	0	0	0	0	0	0	PAPER,CARDBOARD AND PAPER MADE ARTICLES WORKERS
MURETTIPLER,MATBAA ISCILERI	44	7	51	12	0	12	1	0	1	1	0	1	60	9	69	50	6	56	TYPESETTERS,PRINTING-HOUSE WORKERS
INSAAT BOYACILARI	157	0	157	12	0	12	15	0	15	13	0	13	354	0	354	241	0	241	CONSTRUCTION PAINTERS
DIGER BOYACILAR	114	1	115	30	0	30	92	0	92	23	0	23	210	1	211	128	1	129	OTHER PAINTERS
DIGER IMALAT ISCILERI VE ILGILI ISCILER	8	8	16	5	0	5	25	8	33	5	4	9	4	15	19	4	13	17	OTHER PRODUCTION WORKERS,RELEVANT WORKERS
DUVARCI (TUGLA,TAS)(INSAAT)	31	0	31	8	0	8	19	0	19	8	0	8	59	0	59	32	0	32	MASONS (BRICK-STONE-CONSTRUCTION)
BETON KALIPCISI	28	0	28	0	0	0	0	0	0	0	0	0	117	0	117	59	0	59	CONCRETE MOLDERS
INSAAT BETON DEMIRI ISCISI	21	0	21	0	0	0	3	0	3	0	0	0	37	0	37	27	0	27	IRON CONCRETE CONSTRUCTION WORKERS
MARANGOZ VE DOGRAMACILAR	212	0	212	67	0	67	98	0	98	40	0	40	571	1	572	338	0	338	CARPENTERS AND JOINERS
SIVACILAR	38	0	38	5	0	5	6	0	6	0	0	0	95	0	95	58	0	58	PLASTERERS
MERMER VE KARO FAYANS DOSEYICI	83	0	83	0	0	0	4	0	4	0	0	0	121	0	121	93	0	93	MARBLE AND FAIENCE LAYING WORKERS
DIGER INSAAT VE ILGILI ISLER	52	0	52	56	0	56	55	0	55	58	0	58	140	0	140	87	0	87	OTHER CONSTRUCTION AND RELEVANT WORKERS
ATESCI (BUHAR KAZANI)	270	2	272	64	1	65	254	1	255	63	1	64	475	4	479	361	1	362	STOCKERS(BOILER)
DIGER SABIT MOTOR VE ILGILI TECHIZAT OP.	18	0	18	7	5	12	6	1	7	3	1	4	41	0	41	26	0	26	OPERATORS OF OTHER FIXED MOTORS AND RELEVANT EQUIPMENT
VINC VE CERASKAL OPERATORLERI	17	0	17	1	0	1	3	0	3	1	0	1	43	1	44	28	1	29	CRANE AND LIFTING OPERATORS
INSAAT MAKINALARI OPERATORLERI	72	0	72	9	0	9	11	0	11	10	0	10	421	0	421	167	0	167	CONSTRUCTION MACHINES OPERATORS
TAHMIL-TAHLIYE ISCILERI MALZ.TAS.OPE.	217	0	217	124	0	124	183	0	183	97	0	97	582	0	582	323	0	323	LOADING - UNLOADING WORKERS AND MATERIAL TRANSPORTATION OPERA
AGIR VASITA SOFORLERI	2564	0	2564	264	0	264	756	8	764	250	0	250	9809	0	9809	4625	0	4625	HEAVY VEHICLE DRIVERS
DIGER TASIMA ARAC.SURUCU VE ILG.ELEMAN.	524	0	524	38	0	38	120	0	120	32	0	32	1290	0	1290	963	0	963	OTHER TRANSPORT VEHICLE DRIVERS AND RELEVANT PERSONNEL
BEDEN ISCISI	14484	4186	18670	13961	2287	16248	20169	3699	23868	12721	2209	14930	41071	8921	49992	22292	4990	27282	UNQUALIFIED WORKERS
TOPLAM	35416	29153	64569	20615	22653	43268	34735	27102	61837	18665	22572	41237	83895	18290	102185	48785	11824	60609	TOTAL

TABLO 3B
1995 YILINDA AKDENIZ BOLGESINDEKI ILLERDE KURUMUMUZ CALISMALARI
(MESLEKLERE GORE)

TABLE 3B
OUR ORGANISATION'S ACTIVITIES IN AKDENIZ REGION'S
PROVINCES DURING 1995 (BY OCCUPATIONS)

MESLEKLER	YIL ICINDE YAPILAN BASVURU / APPLICATIONS DURING THE YEAR			YIL ICINDE ALINAN ACIK IS / VACANCIES TAKEN DURING THE YEAR			YIL ICINDE ISVERENE YAPILAN TAKDIM / PRESENTATIONS TO THE EMPLOYER DURING THE YEAR			YIL ICINDE ISE YERLESTIRME / PLACEMENTS DURING THE YEAR			1996'YA DEVREDEN ISGUCU / THE MANPOWER TURNEDOVER TO 1996			DEVREDEN ISGUCUNDEN ISSIZLER / THE UNEMPLOYED AMONG THIS MANPOWER TURNOVER			OCCUPATIONS
	ERKEK MALE	KADIN FEMALE	TOPLAM TOTAL	ERKEK MALE	KADIN FEMALE	TOPLAM TOTAL	ERKEK MALE	KADIN FEMALE	TOPLAM TOTAL	ERKEK MALE	KADIN FEMALE	TOPLAM TOTAL	ERKEK MALE	KADIN FEMALE	TOPLAM TOTAL	ERKEK MALE	KADIN FEMALE	TOPLAM TOTAL	
KIMYAGER VE FIZIKCI	26	15	41	1	0	1	1	0	1	1	0	1	74	55	129	64	50	114	CHEMIST, PHYSICIST
MIMAR VE MUHENDISLER	201	99	300	47	10	57	84	18	102	37	10	47	441	244	685	378	237	615	ARCHITECTS AND ENGINEERS
TEKNIK RESSAMLAR	60	65	125	6	3	9	17	16	33	1	2	3	216	215	431	183	171	354	DRAFTSMEN
TOPOGRAFLAR VE TEKNISYENLER	370	104	474	29	12	41	85	26	111	37	13	50	987	272	1259	867	254	1121	TOPOGRAPHS AND TECHNICIANS
HEKIMLER,VETERINERLER VE ILG. PERSONEL	15	4	19	5	0	5	4	1	5	5	0	5	39	12	51	33	10	43	DOCTORS, VETERINERIANS AND RELATED PERSONNEL
ECZACI,ECZACI YARD.VE BES.UZMANI	3	3	6	0	0	0	0	0	0	0	0	0	13	5	18	12	4	16	PHARMACIST,ASSISTANT PHARMACIST AND DIETICIAN
HEMSIRE, EBE VE TIP TEKNISYENLERI	17	36	53	3	1	4	4	1	5	3	1	4	47	62	109	45	57	102	NURSES, MIDWIVES,MEDICAL TECHNICIANS
DIGER PROFESYONEL TEK. VE ILGILI PERS.	109	113	222	9	7	16	20	24	44	3	4	7	247	266	513	213	233	446	OTHER PROFESSIONAL,TECHNICAL AND RELATED PERSONNEL
YONETICILER	212	85	297	23	10	33	104	50	154	14	8	22	349	153	502	313	145	458	ADMINISTRATORS
DAKTILOLAR VE BILGISAYAR OPERATORLERI	43	99	142	6	28	34	33	115	148	5	25	30	132	266	398	106	233	339	TYPISTS AND COMPUTER OPERATORS
MUHASEBECI VE KASADAR	382	465	847	54	51	105	212	248	460	39	56	95	1146	1186	2332	983	970	1953	ACCOUNTANTS AND CASHIERS
NAKLIYE VE HABERLESME ELEMANLARI	24	28	52	4	2	6	4	1	5	2	1	3	77	23	100	58	8	66	TRANSPORTATION AND COMMUNICATION PERSONNEL
BURO NEZARETCILERI VE BURO ELEMANLARI	1635	1374	3009	270	159	429	904	1012	1916	173	141	314	5290	3383	8673	4587	2787	7374	BUREAU SUPERVISORS AND PERSONNEL
SATIS ISCILERI	28	8	36	2	1	3	2	1	3	1	0	1	31	7	38	24	6	30	SALESMEN
ASCILAR	202	25	227	40	12	52	149	43	192	39	12	51	715	47	762	503	43	546	COOKS
GARSONLAR VE BARMENLER	114	11	125	50	11	61	72	13	85	50	10	60	318	16	334	291	9	300	WAITERS AND BARMANS
DIGER HIZMET ISCILERI	137	30	167	43	16	59	122	68	190	5947	9404	15351	171	82	253	143	74	217	OTHER SERVICE WORKERS
TARIM,ORMAN ISCISI,BALIKCI AVCI	16503	25659	42162	17276	25734	43010	16490	25649	42139	11367	16348	27715	214	3	217	175	0	175	AGRICULTURE AND FOREST WORKERS,FISHERMEN, HUNTERS
URETIM NEZARETCILERI VE USTABASILAR	22	3	25	33	0	33	41	0	41	29	0	29	79	7	86	75	7	82	PRODUCTION SUPERVISORS AND FOREMEN
MADENCILER-TASOCAKCILAR	9	0	9	0	0	0	0	0	0	0	0	0	216	0	216	198	0	198	MINERS - QUARRY WORKERS
METAL ISLEMCILER	21	0	21	3	0	3	5	0	5	1	0	1	113	1	114	56	1	57	METAL PROCESSING WORKERS
AGAC HAZIRLAMA ISCILERI	2	0	2	1	0	1	0	0	0	0	0	0	6	0	6	5	0	5	WOOD PREPARING WORKERS
KAGIT HAMURU VE KAGIT IMALI ISCILERI	0	0	0	0	0	0	0	0	0	0	0	0	0	0	0	0	0	0	PAPER PULP AND PAPER PRODUCTION WORKERS
KIMYASAL ISLEMCILER VE ILGILI ISCILER	1	0	1	0	0	0	0	0	0	0	0	0	4	0	4	3	0	3	CHEMICAL PROCESSING WORKERS AND THE LIKE
ELYAF HAZIRLAYICI IPLIKCI VE SARICI	58	137	195	41	116	157	28	115	143	12	98	110	118	157	275	110	149	259	FIBER PREPARATION,THREAD MAKING AND SPINNING WORKERS
DOKUMACI,ORUCU VE ILGILI ISCILER	67	59	126	28	20	48	47	48	95	30	42	72	95	58	153	86	48	134	WEAVERS,DARNERS AND THE LIKE
KASARLAYICI,BOYACI VE DIGER DOKU.ISCI.	5	2	7	0	2	2	0	0	0	0	2	2	8	2	10	8	2	10	BLEACHING WORKERS,DYERS AND OTHER TEXTILE WORKERS
DEBAGLAR VE DERI ISCILERI	1	0	1	0	0	0	0	0	0	0	0	0	1	0	1	1	0	1	TANNERS AND LEATHER WORKERS
DEGIRMEN,FIRIN, ICKI VE BESIN ISCILERI	55	2	57	16	1	17	16	1	17	18	1	19	171	1	172	134	1	135	MILL, OVEN, BEVERAGE AND FOOD PRODUCTION WORKERS
TUTUN VE SIGARA IMALI ISCILERI	0	0	0	0	0	0	0	0	0	0	0	0	6	12	18	6	5	11	TOBACCO AND CIGARETTE PRODUCTION WORKERS
TERZILER,KURK VE SAPKA ISCILERI	19	51	70	4	3	7	1	12	13	1	0	1	65	114	179	52	103	155	TAILORS, FUR AND HAT WORKERS
KESICI,DIKISCI VE DOSEMECILER	61	252	313	55	188	243	94	348	442	23	192	215	111	185	296	79	163	242	CUTTERS, SEWERS AND UPHOLSTERERS
AYAKKABI VE DERI ESYA IMALI ISCI.	6	0	6	1	0	1	1	1	2	1	0	1	14	0	14	8	0	8	SHOE AND LEATHER ARTICLES PRODUCTION WORKERS
MOBILYA VE ILGILI AGAC ISCILERI	142	5	147	30	0	30	46	0	46	21	0	21	279	4	283	211	4	215	FURNITURE AND RELEVANT WOOD WORKERS
TAS KESICILER VE OYMA ISCILERI	0	0	0	1	0	1	2	0	2	0	0	0	6	0	6	5	0	5	STONE CUTTING AND ENGRAVING WORKERS
DEMIRCI (GENEL)	1	0	1	0	0	0	0	0	0	0	0	0	1	0	1	1	0	1	IRONSMITHS (GENERAL)
SOGUK DEMIRCI	10	0	10	2	0	2	4	0	4	9	0	9	32	0	32	27	0	27	COLD IRON WORKERS
TORNA TEZGAHI OPRI.(METAL)	318	2	320	63	0	63	225	0	225	24	0	24	720	2	722	569	2	571	LATHE WORKBENCH OPERATOR (METAL)
FREZE TEZGAHI OPRT.(METAL)	8	0	8	8	0	8	17	0	17	6	0	6	9	0	9	6	0	6	MILLING CUTTER WORKBENCH OPERATOR(METAL)
MATKAP TEZGAHI OPR.(METAL)	1	0	1	2	0	2	4	0	4	1	0	1	1	0	1	0	0	0	DRILL BENCH OPERATOR (METAL)
DIGER METAL TEZGAH AYARCI VE OPRT.	156	0	156	24	0	24	60	0	60	24	0	24	475	5	480	436	3	439	OTHER METAL WORKBENCH ADJUSTERS AND OPERATORS
MOTORLU ARAC TAMIRCI VE MAKINISTLERI	283	0	283	21	0	21	84	0	84	11	0	11	1024	1	1025	756	1	757	MOTORIZED VEHICLE REPAIRMEN MECHANICS
DIGER MAKINA MONTOR VE TAMIRCI MAKI.	187	3	190	15	0	15	66	0	66	11	0	11	874	8	882	818	7	825	OTHER MACHINE ASSEMBLING AND REPAIRING MECHANICS
ELEKTRIK VE ELEKTRONIK MONTORLERI	110	15	125	15	0	15	70	0	70	4	0	4	252	39	291	189	35	224	ELECTRICAL AND ELECTRONIC ASSEMBLY WORKERS
ELEKTRIK TESISATCILARI	626	28	654	78	0	78	420	1	421	50	0	50	2007	102	2109	1657	76	1733	ELECTRICAL INSTALLERS
DIGER ELEKTRIK,ELEKTRONIK ISCILERI	5	0	5	0	0	0	0	0	0	0	0	0	43	0	43	36	0	36	OTHER ELECTRICAL AND ELECTRONICAL WORKERS
YAYIN SES CIHAZLARI OPERATORLERI	0	0	0	0	0	0	0	0	0	0	0	0	9	0	9	6	0	6	VOCAL ANNOUNCEMENT DEVICES OPERATORS
SIHHI TESISATCILAR VE BORU TESISATCI	123	0	123	23	0	23	88	0	88	17	0	17	456	0	456	342	0	342	SANITARY FACILITIES INSTALLERS AND PLUMBERS
KAYNAKCILAR VE PURMUZCULER	469	0	469	124	0	124	520	0	520	94	0	94	1406	0	1406	1279	0	1279	WELDERS AND TORCH OPERATORS
METAL LEVHA VE METAL INS.HAZ.VE MONT.	311	0	311	29	0	29	118	0	118	31	0	31	1080	0	1080	942	0	942	METAL PLATE AND METAL CONSTRUCTION PREPARING AND ASSEMBLING WORKERS
MUCEVHER,CAM,KIL VE PORSELEN ISCILERI	2	0	2	0	0	0	0	0	0	0	0	0	6	1	7	5	1	6	JEWELLERY,GLASS,CLAY AND PORCELAIN WORKERS
KAUCUK,PLASTIK URUN VE TASIT LAS.IN.IS.	14	1	15	3	0	3	7	1	8	3	0	3	68	1	69	57	1	58	RUBBER,PLASTIC AND AUTO TIRES PRODUCTION WORKERS
KAGIT KARTON VE KAGIT ESYA IMALI ISCI.	0	0	0	0	0	0	0	0	0	0	0	0	0	0	0	0	0	0	PAPER,CARDBOARD AND PAPER MADE ARTICLES WORKERS
MURETTIPLER,MATBAA ISCILERI	10	1	11	2	0	2	12	0	12	1	0	1	35	3	38	30	3	33	TYPESETTERS,PRINTING-HOUSE WORKERS
INSAAT BOYACILARI	30	0	30	0	0	0	1	0	1	0	0	0	146	0	146	115	0	115	CONSTRUCTION PAINTERS
DIGER BOYACILAR	52	0	52	15	0	15	42	0	42	6	0	6	129	0	129	91	0	91	OTHER PAINTERS
DIGER IMALAT ISCILERI VE ILGILI ISCILER	8	2	10	3	0	3	7	4	11	0	1	1	10	13	23	10	13	23	OTHER PRODUCTION WORKERS,RELEVANT WORKERS
DUVARCI (TUGLA,TAS)(INSAAI)	14	0	14	6	0	6	6	0	6	6	0	6	63	0	63	56	0	56	MASONS (BRICK-STONE-CONSTRUCTION)
BETON KALIPCISI	27	0	27	4	0	4	4	0	4	4	0	4	65	0	65	41	0	41	CONCRETE MOLDERS
INSAAT BETON DEMIRI ISCISI	5	0	5	0	0	0	0	0	0	0	0	0	35	0	35	28	0	28	IRON CONCRETE CONSTRUCTION WORKERS
MARANGOZ VE DOGRAMACILAR	105	0	105	21	0	21	28	0	28	22	0	22	567	0	567	485	0	485	CARPENTERS AND JOINERS
SIVACILAR	26	0	26	3	0	3	34	0	34	0	0	0	74	0	74	64	0	64	PLASTERERS
MERMER VE KARO FAYANS DOSEYICI	30	2	32	12	2	14	0	0	0	12	2	14	72	0	72	57	0	57	MARBLE AND FAIENCE LAYING WORKERS
DIGER INSAAT VE ILGILI ISLER	33	1	34	24	1	25	24	1	25	24	1	25	121	2	123	108	2	110	OTHER CONSTRUCTION AND RELEVANT WORKERS
ATESCI (BUHAR KAZANI)	70	0	70	7	0	7	18	0	18	3	0	3	265	0	265	237	0	237	STOCKERS(BOILER)
DIGER SABIT MOTOR VE ILGILI TECHIZAT OP.	20	0	20	3	0	3	5	0	5	3	0	3	51	0	51	36	0	36	OPERATORS OF OTHER FIXED MOTORS AND RELEVANT EQUIPMENT
VINC VE CERASKAL OPERATORLERI	13	0	13	1	0	1	0	0	0	0	0	0	66	0	66	49	0	49	CRANE AND LIFTING OPERATORS
INSAAT MAKINALARI OPERATORLERI	75	0	75	11	0	11	29	0	29	21	0	21	384	0	384	335	0	335	CONSTRUCTION MACHINES OPERATORS
YUKLEME-BOSALTMA ISCILERI MALZ.TAS.OPE.	86	0	86	14	0	14	42	0	42	17	0	17	376	0	376	349	0	349	LOADING - UNLOADING WORKERS AND MATERIAL TRANSPORTATION OPERATORS
AGIR VASITA SOFORLERI	1561	0	1561	121	0	121	299	0	299	110	0	110	5679	0	5679	4282	0	4282	HEAVY VEHICLE DRIVERS
DIGER TASIMA ARAC.SURUCU VE ILG.ELEMAN.	236	0	236	14	0	14	22	0	22	13	0	13	658	0	658	546	0	546	OTHER TRANSPORT VEHICLE DRIVERS AND RELEVANT PERSONNEL
BEDEN ISCISI	8340	2071	10411	9999	1035	11034	8547	1833	10380	10603	1074	11677	23106	4778	27884	19230	3420	22650	UNQUALIFIED WORKERS
TOPLAM :	33915	30860	64775	28748	27425	56173	29391	29651	59042	28990	27448	56438	52164	11793	63957	43290	9338	52628	TOTAL

TABLO 39
1995 YILINDA IC ANADOLU BOLGESINDEKI ILLERDE KURUMUMUZ CALISMALARI
(MESLEKLERE GORE)

TABLE 39
OUR ORGANISATION'S ACTIVITIES IN ICANADOLU REGION'S
PROVINCES DURING 1995 (BY OCCUPATIONS)

MESLEKLER	YIL ICINDE YAPILAN BASVURU / APPLICATIONS DURING THE YEAR			YIL ICINDE ALINAN ACIK IS / VACANCIES TAKEN DURING THE YEAR			YIL ICINDE ISVERENE YAPILAN TAKDIM / PRESENTATIONS TO THE EMPLOYER DURING THE YEAR			YIL ICINDE ISE YERLESTIRME / PLACEMENTS DURING THE YEAR			1996'YA DEVREDEN ISGUCU / THE MANPOWER TURNEDOVER TO 1996			DEVREDEN ISGUCUNDEN ISSIZLER / THE UNEMPLOYED AMONG THIS MANPOWER TURNOVER			OCCUPATIONS
	ERKEK MALE	KADIN FEMALE	TOPLAM TOTAL	ERKEK MALE	KADIN FEMALE	TOPLAM TOTAL	ERKEK MALE	KADIN FEMALE	TOPLAM TOTAL	ERKEK MALE	KADIN FEMALE	TOPLAM TOTAL	ERKEK MALE	KADIN FEMALE	TOPLAM TOTAL	ERKEK MALE	KADIN FEMALE	TOPLAM TOTAL	
KIMYAGER VE FIZIKCI	166	116	282	16	7	23	73	50	123	9	9	18	288	234	522	210	217	427	CHEMIST, PHYSICIST
MIMAR VE MUHENDISLER	582	330	912	157	21	178	495	117	612	88	20	108	686	541	1227	613	494	1107	ARCHITECTS AND,ENGINEERS
TEKNIK RESSAMLAR	338	103	441	25	7	32	139	26	165	19	9	28	559	266	825	385	230	615	DRAFTSMEN
TOPOGRAFLAR VE TEKNISYENLER	992	184	1176	139	10	149	448	25	473	108	7	115	1381	246	1627	1033	214	1247	TOPOGRAPHS AND TECHNICIANS
HEKIMLER,VETERINERLER VE ILG. PERSONEL	22	18	40	7	2	9	7	7	14	3	2	5	41	20	61	32	16	48	DOCTORS, VETERINERIANS AND RELATED PERSONNEL
ECZACI,ECZACI YARD.VE BES.UZMANI	16	13	29	2	2	4	2	7	9	2	2	4	38	30	68	23	27	50	PHARMACIST,ASSISTANT PHARMACIST AND DIETICIAN
HEMSIRE, EBE VE TIP TEKNISYENLERI	58	65	123	6	3	9	22	3	25	5	2	7	71	119	190	63	107	170	NURSES, MIDWIVES,MEDICAL TECHNICIANS
DIGER PROFESYONEL TEK. VE ILGILI PERS.	582	610	1192	96	32	128	192	160	352	89	26	115	620	884	1504	525	798	1323	OTHER PROFESSIONAL,TECHNICAL AND RELATED PERSONNEL
YONETICILER	491	145	636	56	6	62	231	9	240	24	5	29	699	208	907	648	189	837	ADMINISTRATORS
DAKTILOLAR VE BILGISAYAR OPERATORLERI	317	841	1158	22	83	105	105	687	792	52	441	493	465	883	1348	418	811	1229	TYPISTS AND COMPUTER OPERATORS
MUHASEBECI VE KASADAR	976	921	1897	101	66	167	521	366	887	145	55	200	1624	1630	3254	1312	1438	2750	ACCOUNTANTS AND CASHIERS
NAKLIYE VE HABERLESME ELEMANLARI	104	37	141	19	12	31	52	53	105	43	14	57	194	63	257	167	50	217	TRANSPORTATION AND COMMUNICATION PERSONNEL
BURO NEZARETCILERI VE BURO ELEMANLARI	3201	2982	6183	353	211	564	1425	1105	2530	243	182	425	7279	5975	13254	6060	5313	11373	BUREAU SUPERVISORS AND PERSONNEL
SATIS ISCILERI	167	59	226	52	15	67	256	159	415	53	20	73	221	55	276	207	47	254	SALESMEN
ASCILAR	679	65	744	156	38	194	570	89	659	118	39	157	1016	41	1057	471	35	506	COOKS
GARSONLAR VE BARMENLER	372	7	379	44	5	49	235	15	250	65	6	71	624	3	627	513	2	515	WAITERS AND BARMANS
DIGER HIZMET ISCILERI	348	169	517	80	163	243	414	94	508	61	150	211	430	172	602	362	157	519	OTHER SERVICE WORKERS
TARIM,ORMAN ISCISI,BALIKCI AVCI	227	9	236	88	39	127	339	29	368	85	39	124	248	15	263	210	15	225	AGRICULTURE AND FOREST WORKERS,FISHERMEN, HUNTERS
URETIM NEZARETCILERI VE USTABASILAR	21	2	23	1	0	1	1	0	1	3	0	3	32	4	36	31	3	34	PRODUCTION SUPERVISORS AND FOREMEN
MADENCILER-TASOCAKCILAR	12	0	12	1	0	1	1	0	1	1	0	1	30	1	31	15	1	16	MINERS - QUARRY WORKERS
METAL ISLEMCILER	188	2	190	29	0	29	125	0	125	3	0	3	310	1	311	193	1	194	METAL PROCESSING WORKERS
AGAC HAZIRLAMA ISCILERI	0	0	0	0	0	0	0	0	0	4	0	4	9	0	9	8	0	8	WOOD PREPARING WORKERS
KAGIT HAMURU VE KAGIT IMALI ISCILERI	2	1	3	0	0	0	0	0	0	0	0	0	2	1	3	1	0	1	PAPER PULP AND PAPER PRODUCTION WORKERS
KIMYASAL ISLEMCILER VE ILGILI ISCILER	4	0	4	2	0	2	4	0	4	2	0	2	4	0	4	2	0	2	CHEMICAL PROCESSING WORKERS AND THE LIKE
ELYAF HAZIRLAYICI IPLIKCI VE SARICI	308	30	338	248	34	282	325	35	360	246	31	277	163	27	190	73	16	89	FIBER PREPARATION,THREAD MAKING AND SPINNING WORKERS
DOKUMACI,ORUCU VE ILGILI ISCILER	95	41	136	66	34	100	98	12	110	61	29	90	105	73	178	93	57	150	WEAVERS,DARNERS AND THE LIKE
KASARLAYICI,BOYACI VE DIGER DOKU.ISCI.	10	18	28	0	0	0	0	0	0	0	0	0	23	3	26	19	2	21	BLEACHING WORKERS,DYERS AND OTHER TEXTILE WORKERS
DEBAGLAR VE DERI ISCILERI	0	0	0	0	0	0	0	0	0	0	0	0	1	0	1	0	0	0	TANNERS AND LEATHER WORKERS
DEGIRMEN,FIRIN, ICKI VE BESIN ISCILERI	304	16	320	65	14	79	355	1	356	53	1	54	510	20	530	416	15	431	MILL, OVEN, BEVERAGE AND FOOD PRODUCTION WORKERS
TUTUN VE SIGARA IMALI ISCILERI	1	2	3	0	0	0	0	0	0	0	0	0	0	0	0	0	0	0	TOBACCO AND CIGARETTE PRODUCTION WORKERS
TERZILER,KURK VE SAPKA ISCILERI	189	257	446	36	90	126	90	246	336	27	79	106	336	443	779	234	333	567	TAILORS, FUR AND HAT WORKERS
KESICI,DIKISCI VE DOSEMECILER	225	256	481	101	438	539	281	594	875	53	195	248	328	263	591	241	222	463	CUTTERS, SEWERS AND UPHOLSTERERS
AYAKKABI VE DERI ESYA IMALI ISCI.	86	1	87	6	0	6	63	5	68	47	5	52	186	2	188	143	2	145	SHOE AND LEATHER ARTICLES PRODUCTION WORKERS
MOBILYA VE ILGILI AGAC ISCILERI	925	13	938	208	0	208	816	0	816	128	0	128	1610	13	1623	1269	9	1278	FURNITURE AND RELEVANT WOOD WORKERS
TAS KESICILER VE OYMA ISCILERI	5	0	5	0	0	0	0	0	0	9	0	9	12	0	12	8	0	8	STONE CUTTING AND ENGRAVING WORKERS
DEMIRCI (GENEL)	34	0	34	1	0	1	14	0	14	1	0	1	239	0	239	237	0	237	IRONSMITHS (GENERAL)
SOGUK DEMIRCI	48	0	48	6	0	6	26	0	26	4	0	4	87	0	87	71	0	71	COLD IRON WORKERS
TORNA TEZGAHI OPRT.(METAL)	610	3	613	175	0	175	756	0	756	86	0	86	934	6	940	771	5	776	LATHE WORKBENCH OPERATOR (METAL)
FREZE TEZGAHI OPRT.(METAL)	12	0	12	23	0	23	90	0	90	11	0	11	13	0	13	11	0	11	MILLING CUTTER WORKBENCH OPERATOR(METAL)
MATKAP TEZGAHI OPR.(METAL)	1	0	1	5	0	5	0	0	0	0	0	0	2	0	2	2	0	2	DRILL BENCH OPERATOR (METAL)
DIGER METAL TEZGAH AYARCI VE OPRT.	1697	1	1698	328	0	328	1231	0	1231	177	0	177	2368	59	2427	1652	16	1668	OTHER METAL WORKBENCH ADJUSTERS AND OPERATORS
MOTORLU ARAC TAMIRCI VE MAKINISTLERI	1133	0	1133	137	0	137	382	0	382	113	0	113	1835	0	1835	1423	0	1423	MOTORIZED VEHICLE REPAIRMEN MECHANICS
DIGER MAKINA MONTOR VE TAMIRCI MAKI.	270	7	277	250	0	250	173	0	173	231	0	231	399	5	404	196	5	201	OTHER MACHINE ASSEMBLING AND REPAIRING MECHANICS
ELEKTRIK VE ELEKTRONIK MONTORLERI	460	47	507	93	0	93	296	8	304	33	0	33	625	31	656	466	76	542	ELECTRICAL AND ELECTRONIC ASSEMBLY WORKERS
ELEKTRIK TESISATCILARI	1752	49	1801	202	1	203	1357	27	1384	148	1	149	2615	91	2706	1793	67	1860	ELECTRICAL INSTALLERS
DIGER ELEKTRIK,ELEKTRONIK ISCILERI	16	1	17	6	0	6	22	0	22	5	0	5	86	45	131	63	0	63	OTHER ELECTRICAL AND ELECTRONICAL WORKERS
YAYIN SES CIHAZLARI OPERATORLERI	6	0	6	0	0	0	0	0	0	0	0	0	7	0	7	6	0	6	VOCAL ANNOUNCEMENT DEVICES OPERATORS
SIHHI TESISATCILAR VE BORU TESISATCI	412	0	412	36	0	36	176	0	176	24	0	24	678	0	678	515	0	515	SANITARY FACILITIES INSTALLERS AND PLUMBERS
KAYNAKCILAR VE PURMUZCULER	1351	0	1351	457	0	457	2067	0	2067	302	0	302	1955	0	1955	1278	0	1278	WELDERS AND TORCH OPERATORS
METAL LEVHA VE METAL INS.HAZ.VE MONT.	1127	0	1127	130	0	130	676	0	676	72	0	72	1522	3	1525	1009	2	1011	METAL PLATE AND METAL CONSTRUCTION PREPARING AND ASSEMBL
MUCEVHER,CAM,KIL VE PORSELEN ISCILERI	24	4	28	1	0	1	5	0	5	1	0	1	54	5	59	34	4	38	JEWELLERY,GLASS,CLAY AND PORCELAIN WORKERS
KAUCUK,PLASTIK URUN VE TASIT LAS.IN.IS.	83	0	83	35	0	35	68	0	68	26	0	26	103	2	105	77	2	79	RUBBER,PLASTIC AND AUTO TIRES PRODUCTION WORKERS
KAGIT KARTON VE KAGIT ESYA IMALI ISCI.	3	0	3	1	0	1	0	0	0	0	0	0	2	0	2	2	0	2	PAPER,CARDBOARD AND PAPER MADE ARTICLES WORKERS
MURETTIPLER,MATBAA ISCILERI	267	3	270	53	0	53	203	0	203	46	0	46	369	7	376	296	6	302	TYPESETTERS,PRINTING-HOUSE WORKERS
INSAAT BOYACILARI	170	0	170	12	0	12	70	0	70	7	0	7	363	0	363	285	0	285	CONSTRUCTION PAINTERS
DIGER BOYACILAR	162	0	162	62	0	62	177	1	178	32	0	32	232	1	233	164	1	165	OTHER PAINTERS
DIGER IMALAT ISCILERI VE ILGILI ISCILER	3	2	5	0	0	0	0	0	0	40	0	40	20	2	22	13	2	15	OTHER PRODUCTION WORKERS,RELEVANT WORKERS
DUVARCI (TUGLA,TAS)(INSAAT)	28	0	28	59	0	59	23	0	23	19	0	19	69	0	69	51	0	51	MASONS (BRICK-STONE-CONSTRUCTION)
BETON KALIPCISI	51	0	51	2	0	2	3	0	3	0	0	0	90	0	90	78	0	78	CONCRETE MOLDERS
INSAAT BETON DEMIRI ISCISI	3	0	3	1	0	1	1	0	1	1	0	1	24	0	24	15	0	15	IRON CONCRETE CONSTRUCTION WORKERS
MARANGOZ VE DOGRAMACILAR	398	0	398	112	0	112	531	0	531	87	0	87	759	0	759	557	0	557	CARPENTERS AND JOINERS
SIVACILAR	66	0	66	2	0	2	1	0	1	2	0	2	133	0	133	89	0	89	PLASTERERS
MERMER VE KARO FAYANS DOSEYICI	51	0	51	1	0	1	2	0	2	2	0	2	83	0	83	71	0	71	MARBLE AND FAIENCE LAYING WORKERS
DIGER INSAAT VE ILGILI ISLER	150	20	170	89	0	89	176	0	176	91	0	91	179	29	208	122	27	149	OTHER CONSTRUCTION AND RELEVANT WORKERS
ATESCI (BUHAR KAZANI)	536	3	539	70	0	70	503	1	504	78	0	78	802	4	806	589	3	592	STOCKERS(BOILER)
DIGER SABIT MOTOR VE ILGILI TECHIZAT OP.	13	0	13	7	0	7	5	0	5	3	0	3	36	0	36	27	0	27	OPERATORS OF OTHER FIXED MOTORS AND RELEVANT EQUIPMENT
VINC VE CERASKAL OPERATORLERI	15	1	16	0	0	0	0	0	0	0	0	0	38	1	39	26	1	27	CRANE AND LIFTING OPERATORS
INSAAT MAKINALARI OPERATORLERI	236	0	236	49	0	49	236	0	236	74	0	74	375	0	375	274	0	274	CONSTRUCTION MACHINES OPERATORS
YAKMIL-YAHLIYE ISCILERI MALZ.TAS.OPE.	254	12	266	67	12	79	145	12	157	61	12	73	327	1	328	226	1	227	LOADING - UNLOADING WORKERS AND MATERIAL TRANSPORTATIO
AGIR VASITA SOFORLERI	5587	1	5588	429	0	429	2803	10	2813	607	0	607	9619	3	9622	6334	0	6334	HEAVY VEHICLE DRIVERS
DIGER TASIMA ARAC.SURUCU VE ILG.ELEMAN.	627	0	627	12	0	12	76	0	76	8	0	8	1144	0	1144	950	2	952	OTHER TRANSPORT VEHICLE DRIVERS AND RELEVANT PERSONNEL
BEDEN ISCISI	14149	2784	16933	23123	2203	25326	26196	3238	29434	23283	2229	25512	26623	2390	29013	21436	1979	23415	UNQUALIFIED WORKERS
TOPLAM :	43818	10251	54069	28218	3548	31766	46175	7191	53366	27524	3610	31134	74954	14921	89875	57207	13020	70227	TOTAL

TABLO 40
1995 YILINDA GUNEYDOGU ANADOLU BOLGESINDEKI ILLERDE KURUMUMUZ CALISMALARI
(MESLEKLERE GORE)

TABLE 40
OUR ORGANISATION'S ACTIVITIES IN GUNEYDOGU ANADOLU REGION'S
PROVINCES DURING 1995 (BY OCCUPATIONS)

MESLEKLER	YIL ICINDE YAPILAN BASVURU / APPLICATIONS DURING THE YEAR			YIL ICINDE ALINAN ACIK IS / VACANCIES TAKEN DURING THE YEAR			YIL ICINDE ISVEREENE YAPILAN TAKDIM / PRESENTATIONS TO THE EMPLOYER DURING THE YEAR			YIL ICINDE ISE YERLESTIRME / PLACEMENTS DURING THE YEAR			1996'YA DEVREDEN ISGUCU / THE MANPOWER TURNEDOVER TO 1996			DEVREDEN ISGUCUNDEN ISSIZLER / THE UNEMPLOYED AMONG THIS MANPOWER TURNOVER			OCCUPATIONS
	ERKEK MALE	KADIN FEMALE	TOPLAM TOTAL	ERKEK MALE	KADIN FEMALE	TOPLAM TOTAL	ERKEK MALE	KADIN FEMALE	TOPLAM TOTAL	ERKEK MALE	KADIN FEMALE	TOPLAM TOTAL	ERKEK MALE	KADIN FEMALE	TOPLAM TOTAL	ERKEK MALE	KADIN FEMALE	TOPLAM TOTAL	
KIMYAGER VE FIZIKCI	15	3	18	1	0	1	2	0	2	0	0	0	29	13	42	25	13	38	CHEMIST, PHYSICIST
MIMAR VE MUHENDISLER	88	25	113	22	2	24	52	8	60	18	2	20	186	41	227	164	37	201	ARCHITECTS AND,ENGINEERS
TEKNIK RESSAMLAR	24	9	33	12	1	13	17	1	18	15	0	15	142	14	156	127	12	139	DRAFTSMEN
TOPOGRAFLAR VE TEKNISYENLER	156	9	165	24	2	26	27	4	31	14	1	15	477	24	501	451	23	474	TOPOGRAPHS AND TECHNICIANS
HEKIMLER,VETERINERLER VE ILG. PERSONEL	6	1	7	3	0	3	2	0	2	2	0	2	23	10	33	20	10	30	DOCTORS, VETERINERIANS AND RELATED PERSONNEL
ECZACI,ECZACI YARD.VE BES.UZMANI	3	2	5	1	1	2	1	1	2	2	1	3	13	10	23	12	10	22	PHARMACIST,ASSISTANT PHARMACIST AND DIETICIAN
HEMSIRE, EBE VE TIP TEKNISYENLERI	10	5	15	2	0	2	4	4	8	1	0	1	30	6	36	29	6	35	NURSES, MIDWIVES,MEDICAL TECHNICIANS
DIGER PROFESYONEL TEK. VE ILGILI PERS.	49	25	74	14	3	17	19	12	31	17	2	19	77	51	128	71	50	121	OTHER PROFESSIONAL,TECHNICAL AND RELATED PERSONNEL
YONETICILER	28	10	38	2	1	3	8	2	10	2	0	2	48	14	62	45	14	59	ADMINISTRATORS
DAKTILOLAR VE BILGISAYAR OPERATORLERI	68	86	154	24	22	46	78	123	201	40	22	62	177	116	293	156	102	258	TYPISTS AND COMPUTER OPERATORS
MUHASEBECI VE KASADAR	215	124	339	18	18	36	98	65	163	16	8	24	475	256	731	446	246	692	ACCOUNTANTS AND CASHIERS
NAKLIYE VE HABERLESME ELEMANLARI	12	1	13	0	1	1	8	1	9	7	1	8	52	8	60	41	6	47	TRANSPORTATION AND COMMUNICATION PERSONNEL
BURO NEZARETCILERI VE BURO ELEMANLARI	892	460	1352	49	74	123	91	331	422	61	57	118	3460	1293	4753	3222	1208	4430	BUREAU SUPERVISORS AND PERSONNEL
SATIS ISCILERI	2	1	3	2	0	2	2	1	3	1	0	1	2	18	20	1	10	11	SALESMEN
ASCILAR	115	12	127	9	8	17	44	34	78	2	6	8	339	6	345	262	4	266	COOKS
GARSONLAR VE BARMENLER	42	0	42	2	0	2	3	0	3	1	0	1	104	0	104	78	0	78	WAITERS AND BARMANS
DIGER HIZMET ISCILERI	20	8	28	2	0	2	2	0	2	3	0	3	51	21	72	46	18	64	OTHER SERVICE WORKERS
TARIM,ORMAN ISCISI,BALIKCI-AVCI	2	0	2	0	0	0	1	0	1	0	0	0	11	0	11	10	0	10	AGRICULTURE AND FOREST WORKERS,FISHERMEN, HUNTERS
URETIM NEZARETCILERI VE USTABASILAR	0	0	0	0	0	0	0	0	0	0	0	0	0	0	0	0	0	0	PRODUCTION SUPERVISORS AND FOREMEN
MADENCILER-TASOCAKCILAR	10	0	10	2	0	2	2	0	2	7	0	7	62	0	62	59	0	59	MINERS - QUARRY WORKERS
METAL ISLEMCILER	5	0	5	1	0	1	1	0	1	0	0	0	10	0	10	7	0	7	METAL PROCESSING WORKERS
AGAC HAZIRLAMA ISCILERI	1	0	1	0	0	0	0	0	0	0	0	0	1	0	1	1	0	1	WOOD PREPARING WORKERS
KAGIT HAMURU VE KAGIT IMALI ISCILERI	0	0	0	0	0	0	0	0	0	0	0	0	2	0	2	1	0	1	PAPER PULP AND PAPER PRODUCTION WORKERS
KIMYASAL ISLEMCILER VE ILGILI ISCILER	1	0	1	0	0	0	8	0	8	20	0	20	299	0	299	293	0	293	CHEMICAL PROCESSING WORKERS AND THE LIKE
ELYAF HAZIRLAYICI IPLIKCI VE SARICI	115	1	116	55	0	55	78	0	78	41	0	41	48	1	49	45	1	46	FIBER PREPARATION,THREAD MAKING AND SPINNING WORKERS
DOKUMACI,ORUCU VE ILGILI ISCILER	19	95	114	10	80	90	17	248	265	9	68	77	22	63	85	18	63	81	WEAVERS,DARNERS AND THE LIKE
KASARLAYICI,BOYACI VE DIGER DOKU.ISCI.	0	1	1	0	0	0	0	0	0	0	0	0	3	1	4	3	0	3	BLEACHING WORKERS,DYERS AND OTHER TEXTILE WORKERS
DEBAGLAR VE DERI ISCILERI	0	0	0	0	0	0	0	0	0	0	0	0	0	0	0	0	0	0	TANNERS AND LEATHER WORKERS
DEGIRMEN,FIRIN, ICKI VE BESIN ISCILERI	34	0	34	1	0	1	1	0	1	1	0	1	57	0	57	51	0	51	MILL, OVEN, BEVERAGE AND FOOD PRODUCTION WORKERS
TUTUN VE SIGARA IMALI ISCILERI	0	0	0	0	0	0	0	0	0	0	0	0	0	0	0	0	0	0	TOBACCO AND CIGARETTE PRODUCTION WORKERS
TERZILER,KURK VE SAPKA ISCILERI	6	25	31	1	0	1	3	2	5	0	1	1	24	64	88	19	60	79	TAILORS, FUR AND HAT WORKERS
KESICI,DIKISCI VE DOSEMECILER	3	8	11	0	0	0	0	5	5	0	5	5	13	12	25	9	10	19	CUTTERS, SEWERS AND UPHOLSTERERS
AYAKKABI VE DERI ESYA IMALI ISCI.	0	0	0	0	0	0	0	0	0	0	0	0	2	0	2	1	0	1	SHOE AND LEATHER ARTICLES PRODUCTION WORKERS
MOBILYA VE ILGILI AGAC ISCILERI	31	0	31	1	0	1	0	0	0	0	0	0	61	0	61	47	0	47	FURNIIURE AND RELEVANT WOOD WORKERS
TAS KESICILER VE OYMA ISCILERI	0	0	0	0	0	0	0	0	0	0	0	0	0	0	0	0	0	0	STONE CUTTING AND ENGRAVING WORKERS
DEMIRCI (GENEL)	4	0	4	0	0	0	0	0	0	0	0	0	42	0	42	33	0	33	IRONSMITHS (GENERAL)
SOGUK DEMIRCI	10	0	10	0	0	0	0	0	0	0	0	0	25	0	25	19	0	19	COLD IRON WORKERS
TORNA TEZGAHI OPRT.(METAL)	86	0	86	11	0	11	22	0	22	6	0	6	105	0	105	97	0	97	LATHE WORKBENCH OPERATOR (METAL)
FREZE TEZGAHI OPRT.(METAL)	0	0	0	0	0	0	0	0	0	0	0	0	20	0	20	0	0	0	MILLING CUTTER WORKBENCH OPERATOR(METAL)
MATKAP TEZGAHI OPR.(METAL)	0	0	0	0	0	0	0	0	0	0	0	0	0	0	0	0	0	0	DRILL BENCH OPERATOR (METAL)
DIGER METAL TEZGAH AYARCI VE OPRT.	44	0	44	9	0	9	15	0	15	3	0	3	270	0	270	257	0	257	OTHER METAL WORKBENCH ADJUSTERS AND OPERATORS
MOTORLU ARAC TAMIRCI VE MAKINISTLERI	76	0	76	5	0	5	8	0	8	18	0	18	226	0	226	191	0	191	MOTORIZED VEHICLE REPAIRMEN MECHANICS
DIGER MAKINA MONTOR VE TAMIRCI MAKI.	84	0	84	4	0	4	3	1	4	12	0	12	209	0	209	168	0	168	OTHER MACHINE ASSEMBLING AND REPAIRING MECHANICS
ELEKTRIK VE ELEKTRONIK MONTORLERI	51	0	51	11	0	11	12	0	12	3	0	3	100	3	103	82	3	85	ELECTRICAL AND ELECTRONIC ASSEMBLY WORKERS
ELEKTRIK TESISATCILARI	202	2	204	16	0	16	38	0	38	11	0	11	692	13	705	635	13	648	ELECTRICAL INSTALLERS
DIGER ELEKTRIK,ELEKTRONIK ISCILERI	2	0	2	0	0	0	0	0	0	0	0	0	15	0	15	9	0	9	OTHER ELECTRICAL AND ELECTRONICAL WORKERS
YAYIN SES CIHAZLARI OPERATORLERI	0	0	0	0	0	0	0	0	0	0	0	0	0	0	0	0	0	0	VOCAL ANNOUNCEMENT DEVICES OPERATORS
SIHHI TESISATCILAR VE BORU TESISATCI	34	0	34	1	0	1	1	0	1	1	0	1	131	0	131	107	0	107	SANITARY FACILITIES INSTALLERS AND PLUMBERS
KAYNAKCILAR VE PURMUZCULER	106	0	106	24	0	24	77	0	77	28	0	28	398	0	398	357	0	357	WELDERS AND TORCH OPERATORS
METAL LEVHA VE METAL INS.HAZ.VE MONT.	39	0	39	1	0	1	1	0	1	0	0	0	126	0	126	111	0	111	METAL PLATE AND METAL CONSTRUCTION PREPARING AND ASSEMBLING WORKERS
MUCEVHER,CAM,KIL VE PORSELEN ISCILERI	1	1	2	0	0	0	0	0	0	0	0	0	2	15	17	1	15	16	JEWELLERY,GLASS,CLAY AND PORCELAIN WORKERS
KAUCUK,PLASTIK URUN VE TASIT LAS.IN.IS.	2	0	2	0	0	0	0	0	0	0	0	0	12	0	12	8	0	8	RUBBER,PLASTIC AND AUTO TIRES PRODUCTION WORKERS
KAGIT KARTON VE KAGIT ESYA IMALI ISCI.	0	0	0	0	0	0	0	0	0	0	0	0	0	0	0	0	0	0	PAPER,CARDBOARD AND PAPER MADE ARTICLES WORKERS
MURETTIPLER,MATBAA ISCILERI	36	1	37	6	0	6	1	0	1	0	0	0	37	1	38	29	1	30	TYPESETTERS,PRINTING-HOUSE WORKERS
INSAAT BOYACILARI	24	0	24	1	0	1	1	0	1	0	0	0	167	0	167	138	0	138	CONSTRUCTION PAINTERS
DIGER BOYACILAR	3	0	3	2	0	2	1	0	1	1	0	1	21	0	21	13	0	13	OTHER PAINTERS
DIGER IMALAT ISCILERI VE ILGILI ISCILER	0	0	0	0	0	0	0	0	0	0	0	0	0	0	0	0	0	0	OTHER PRODUCTION WORKERS,RELEVANT WORKERS
DUVARCI (TUGLA,TAS)(INSAAT)	8	0	8	1	0	1	0	0	0	0	0	0	37	0	37	33	0	33	MASONS (BRICK-STONE-CONSTRUCTION)
BETON KALIPCISI	7	0	7	0	0	0	0	0	0	0	0	0	34	0	34	30	0	30	CONCRETE MOLDERS
INSAAT BETON DEMIRI ISCISI	0	0	0	0	0	0	0	0	0	0	0	0	14	0	14	12	0	12	IRON CONCRETE CONSTRUCTION WORKERS
MARANGOZ VE DOGRAMACILAR	41	0	41	3	0	3	11	0	11	7	0	7	118	0	118	111	0	111	CARPENTERS AND JOINERS
SIVACILAR	4	0	4	0	0	0	0	0	0	0	0	0	32	0	32	28	0	28	PLASTERERS
MERMER VE KARO FAYANS DOSEYICI	5	0	5	0	0	0	0	0	0	0	0	0	9	0	9	9	0	9	MARBLE AND FAIENCE LAYING WORKERS
DIGER INSAAT VE ILGILI ISLER	7	0	7	0	0	0	0	0	0	0	0	0	37	0	37	35	0	35	OTHER CONSTRUCTION AND RELEVANT WORKERS
ATESCI (BUHAR KAZANI)	52	0	52	5	0	5	31	0	31	6	0	6	148	0	148	125	0	125	STOCKERS(BOILER)
DIGER SABIT MOTOR VE ILGILI TECHIZAT OP.	4	0	4	0	0	0	0	0	0	0	0	0	25	0	25	17	0	17	OPERATORS OF OTHER FIXED MOTORS AND RELEVANT EQUIPMENT
VINC VE CERASKAL OPERATORLERI	2	0	2	0	0	0	0	0	0	8	0	8	26	0	26	25	0	25	CRANE AND LIFTING OPERATORS
INSAAT MAKINALARI OPERATORLERI	23	0	23	2	0	2	1	0	1	2	0	2	92	0	92	79	0	79	CONSTRUCTION MACHINES OPERATORS
YAKMIL-YAKLIYE ISCILERI MALZ.TAS.OPE.	22	0	22	5	0	5	25	0	25	8	0	8	91	0	91	56	0	56	LOADING - UNLOADING WORKERS AND MATERIAL TRANSPORTATION OPERATORS
AGIR VASITA SOFORLERI	644	0	644	28	0	28	121	0	121	28	0	28	2676	0	2676	2116	0	2116	HEAVY VEHICLE DRIVERS
DIGER TASIMA ARAC.SURUCU VE ILG.ELEMAN.	58	0	58	0	0	0	395	7	402	0	0	0	192	0	192	151	0	151	OTHER TRANSPORT VEHICLE DRIVERS AND RELEVANT PERSONNEL
BEDEN ISCISI	3905	501	4406	9103	306	9409	5735	267	6002	9007	291	9298	15703	3701	19404	13530	3619	17149	UNQUALIFIED WORKERS
TOPLAM	7558	1416	8974	9496	519	10015	7068	1117	8185	9429	465	9894	28132	5775	33907	24372	5554	29926	TOTAL

TABLO 41
1995 YILINDA DOGU ANADOLU BOLGESINDEKI ILLERDE KURUMUMUZ CALISMALARI
(MESLEKLERE GORE)

TABLE 41
OUR ORGANISATION'S ACTIVITIES IN DOGU ANADOLU REGION'S
PROVINCES DURING 1995 (BY OCCUPATIONS)

MESLEKLER	YIL ICINDE YAPILAN BASVURU / APPLICATIONS DURING THE YEAR			YIL ICINDE ALINAN ACIK IS / VACANCIES TAKEN DURING THE YEAR			YIL ICINDE ISVERENE YAPILAN TAKDIM / PRESENTATIONS TO THE EMPLOYER DURING THE YEAR			YIL ICINDE ISE YERLESTIRME / PLACEMENTS DURING THE YEAR			1996'YA DEVREDEN ISGUCU / THE MANPOWER TURNEDOVER TO 1996			DEVREDEN ISGUCUNDEN ISSIZLER / THE UNEMPLOYED AMONG THIS MANPOWER TURNOVER			OCCUPATIONS
	ERKEK MALE	KADIN FEMALE	TOPLAM TOTAL	ERKEK MALE	KADIN FEMALE	TOPLAM TOTAL	ERKEK MALE	KADIN FEMALE	TOPLAM TOTAL	ERKEK MALE	KADIN FEMALE	TOPLAM TOTAL	ERKEK MALE	KADIN FEMALE	TOPLAM TOTAL	ERKEK MALE	KADIN FEMALE	TOPLAM TOTAL	
KIMYAGER VE FIZIKCI	9	3	12	1	1	2	0	0	0	0	1	1	17	9	26	11	7	18	CHEMIST, PHYSICIST
MIMAR VE MUHENDISLER	80	38	118	7	1	8	15	7	22	5	1	6	139	75	214	125	61	186	ARCHITECTS AND,ENGINEERS
TEKNIK RESSAMLAR	40	12	52	1	0	1	4	0	4	0	0	0	88	28	116	66	24	90	DRAFTSMEN
TOPOGRAFLAR VE TEKNISYENLER	202	13	215	14	1	15	46	2	48	11	0	11	451	34	485	376	29	405	TOPOGRAPHS AND TECHNICIANS
HEKIMLER,VETERINERLER VE ILG. PERSONEL	6	5	11	1	0	1	2	0	2	1	0	1	17	9	26	16	8	24	DOCTORS, VETERINERIANS AND RELATED PERSONNEL
ECZACI,ECZACI YARD.VE BES.UZMANI	2	0	2	1	0	1	0	0	0	1	0	1	2	0	2	2	0	2	PHARMACIST,ASSISTANT PHARMACIST AND DIETICIAN
HEMSIRE, EBE VE TIP TEKNISYENLERI	11	5	16	0	0	0	0	0	0	0	0	0	24	7	31	21	7	28	NURSES, MIDWIVES,MEDICAL TECHNICIANS
DIGER PROFESYONEL TEK. VE ILGILI PERS.	52	57	109	4	8	12	3	28	31	3	7	10	110	106	216	96	96	192	OTHER PROFESSIONAL,TECHNICAL AND RELATED PERSONNEL
YONETICILER	33	10	43	7	1	8	6	0	6	2	0	2	49	24	73	43	21	64	ADMINISTRATORS
DAKTILOLAR VE BILGISAYAR OPERATORLERI	38	47	85	3	8	11	3	7	10	3	6	9	145	173	318	138	164	302	TYPISTS AND COMPUTER OPERATORS
MUHASEBECI VE KASADAR	118	145	263	6	15	21	8	34	42	1	7	8	361	253	614	302	196	498	ACCOUNTANTS AND CASHIERS
NAKLIYE VE HABERLESME ELEMANLARI	48	36	84	8	0	8	2	0	2	8	0	8	24	4	28	22	2	24	TRANSPORTATION AND COMMUNICATION PERSONNEL
BURO NEZARETCILERI VE BURO ELEMANLARI	1025	966	1991	41	56	97	127	221	348	30	43	73	3057	1822	4879	2851	1625	4476	BUREAU SUPERVISORS AND PERSONNEL
SATIS ISCILERI	0	2	2	17	3	20	12	2	14	1	2	3	1	0	1	1	0	1	SALESMEN
ASCILAR	106	4	110	30	1	31	30	11	41	37	1	38	342	3	345	223	1	224	COOKS
GARSONLAR VE BARMENLER	35	1	36	9	0	9	25	0	25	13	0	13	67	1	68	55	1	56	WAITERS AND BARMANS
DIGER HIZMET ISCILERI	30	3	33	9	2	11	10	16	26	9	2	11	68	10	78	37	9	46	OTHER SERVICE WORKERS
TARIM,ORMAN ISCISI,BALIKCI AVCI	6	2	8	5	0	5	7	0	7	6	0	6	242	2	244	235	2	237	AGRICULTURE AND FOREST WORKERS,FISHERMEN, HUNTERS
URETIM NEZARETCILERI VE USTABASILAR	10	0	10	0	0	0	0	0	0	0	0	0	47	0	47	39	0	39	PRODUCTION SUPERVISORS AND FOREMEN
MADENCILER-TASOCAKCILAR	0	0	0	0	0	0	0	0	0	0	0	0	3	0	3	3	0	3	MINERS - QUARRY WORKERS
METAL ISLEMCILER	11	0	11	0	0	0	15	0	15	1	0	1	10	0	10	8	0	8	METAL PROCESSING WORKERS
AGAC HAZIRLAMA ISCILERI	0	0	0	1	0	1	0	0	0	0	0	0	0	0	0	0	0	0	WOOD PREPARING WORKERS
KAGIT HAMURU VE KAGIT IMALI ISCILERI	0	0	0	0	0	0	0	0	0	0	0	0	0	0	0	0	0	0	PAPER PULP AND PAPER PRODUCTION WORKERS
KIMYASAL ISLEMCILER VE ILGILI ISCILER	1	0	1	0	0	0	0	0	0	0	0	0	1	0	1	0	0	0	CHEMICAL PROCESSING WORKERS AND THE LIKE
ELYAF HAZIRLAYICI IPLIKCI VE SARICI	0	0	0	0	3	3	0	2	2	0	0	0	0	0	0	0	0	0	FIBER PREPARATION,THREAD MAKING AND SPINNING WORKERS
DOKUMACI,DRUCU VE ILGILI ISCILER	16	647	663	1	685	686	0	541	541	0	454	454	41	186	227	38	175	213	WEAVERS,DARNERS AND THE LIKE
KASARLAYICI,BOYACI VE DIGER DOKU.ISCI.	0	0	0	0	0	0	0	55	55	0	155	155	0	0	0	0	0	0	BLEACHING WORKERS,DYERS AND OTHER TEXTILE WORKERS
DEBAGLAR VE DERI ISCILERI	0	0	0	1	0	1	0	0	0	0	0	0	0	0	0	0	0	0	TANNERS AND LEATHER WORKERS
DEGIRMEN,FIRIN, ICKI VE BESIN ISCILERI	77	0	77	20	0	20	20	0	20	19	0	19	157	2	159	93	1	94	MILL, OVEN, BEVERAGE AND FOOD PRODUCTION WORKERS
TUTUN VE SIGARA IMALI ISCILERI	1	0	1	0	0	0	0	0	0	0	0	0	2	0	2	2	0	2	TOBACCO AND CIGARETTE PRODUCTION WORKERS
TERZILER,KURK VE SAPKA ISCILERI	12	122	134	2	106	108	4	123	127	2	104	106	38	57	95	27	45	72	TAILORS, FUR AND HAT WORKERS
KESICI,DIKISCI VE DOSEMECILER	3	63	66	1	58	59	1	58	59	1	58	59	11	26	37	4	26	30	CUTTERS, SEWERS AND UPHOLSTERERS
AYAKKABI VE DERI ESYA IMALI ISCI.	4	0	4	0	0	0	0	0	0	0	0	0	19	1	20	11	1	12	SHOE AND LEATHER ARTICLES PRODUCTION WORKERS
MOBILYA VE ILGILI AGAC ISCILERI	61	0	61	1	0	1	1	0	1	1	0	1	155	0	155	117	0	117	FURNITURE AND RELEVANT WOOD WORKERS
TAS KESICILER VE OYMA ISCILERI	4	0	4	4	0	4	4	0	4	4	0	4	1	0	1	1	0	1	STONE CUTTING AND ENGRAVING WORKERS
DEMIRCI (GENEL)	7	0	7	0	0	0	0	0	0	0	0	0	34	0	34	32	0	32	IRONSMITHS (GENERAL)
SOGUK DEMIRCI	6	0	6	0	0	0	0	0	0	0	0	0	9	0	9	7	0	7	COLD IRON WORKERS
TORNA TEZGAHI OPRT.(METAL)	112	0	112	8	0	8	18	0	18	6	0	6	225	1	226	178	1	179	LATHE WORKBENCH OPERATOR (METAL)
FREZE TEZGAHI OPRT.(METAL)	1	0	1	0	0	0	0	0	0	0	0	0	4	0	4	4	0	4	MILLING CUTTER WORKBENCH OPERATOR(METAL)
MATKAP TEZGAHI OPR.(METAL)	0	0	0	0	0	0	0	0	0	0	0	0	1	0	1	0	0	0	DRILL BENCH OPERATOR (METAL)
DIGER METAL TEZGAH AYARCI VE OPRT.	60	0	60	1	0	1	4	0	4	0	0	0	158	0	158	102	0	102	OTHER METAL WORKBENCH ADJUSTERS AND OPERATORS
MOTORLU ARAC TAMIRCI VE MAKINISTLERI	95	0	95	3	0	3	5	0	5	5	0	5	277	0	277	151	0	151	MOTORIZED VEHICLE REPAIRMEN MECHANICS
DIGER MAKINA MONTOR VE TAMIRCI MAKI.	46	0	46	1	0	1	6	0	6	6	0	6	120	0	120	116	0	116	OTHER MACHINE ASSEMBLING AND REPAIRING MECHANICS
ELEKTRIK VE ELEKTRONIK MONTORLERI	67	12	79	5	0	5	7	0	7	2	0	2	142	21	163	94	17	111	ELECTRICAL AND ELECTRONIC ASSEMBLY WORKERS
ELEKTRIK TESISATCILARI	248	8	256	31	0	31	92	0	92	18	0	18	754	23	777	606	20	626	ELECTRICAL INSTALLERS
DIGER ELEKTRIK,ELEKTRONIK ISCILERI	7	0	7	0	0	0	0	0	0	0	0	0	37	0	37	35	0	35	OTHER ELECTRICAL AND ELECTRONICAL WORKERS
YAYIN SES CIHAZLARI OPERATORLERI	0	0	0	2	0	2	0	0	0	0	0	0	0	0	0	0	0	0	VOCAL ANNOUNCEMENT DEVICES OPERATORS
SIHHI TESISATCILAR VE BORU TESISATCI	64	0	64	5	0	5	10	0	10	4	0	4	193	1	194	132	1	133	SANITARY FACILITIES INSTALLERS AND PLUMBERS
KAYNAKCILAR VE PURMUZCULER	82	0	82	14	0	14	35	0	35	8	0	8	305	0	305	196	0	196	WELDERS AND TORCH OPERATORS
METAL LEVHA VE METAL INS.HAZ.VE MONT.	87	0	87	5	0	5	14	0	14	2	0	2	212	0	212	165	0	165	METAL PLATE AND METAL CONSTRUCTION PREPARING AND ASSEMBLING WORKERS
MUCEVHER,CAM,KIL VE PORSELEN ISCILERI	15	0	15	15	0	15	15	0	15	15	0	15	1	0	1	1	0	1	JEWELLERY,GLASS,CLAY AND PORCELAIN WORKERS
KAUCUK,PLASTIK URUN VE TASIT LAS.IN.IS.	6	0	6	2	0	2	2	0	2	2	0	2	9	0	9	6	0	6	RUBBER,PLASTIC AND AUTO TIRES PRODUCTION WORKERS
KAGIT KARTON VE KAGIT ESYA IMALI ISCI.	0	0	0	0	0	0	0	0	0	0	0	0	0	0	0	0	0	0	PAPER,CARDBOARD AND PAPER MADE ARTICLES WORKERS
MURETTIPLER,MATBAA ISCILERI	3	0	3	0	0	0	0	0	0	0	0	0	6	0	6	4	0	4	TYPESETTERS,PRINTING-HOUSE WORKERS
INSAAT BOYACILARI	17	0	17	1	0	1	1	0	1	1	0	1	96	0	96	55	0	55	CONSTRUCTION PAINTERS
DIGER BOYACILAR	9	0	9	1	0	1	0	0	0	0	0	0	31	0	31	16	0	16	OTHER PAINTERS
DIGER IMALAT ISCILERI VE ILGILI ISCILER	0	0	0	0	0	0	0	0	0	0	0	0	0	0	0	0	0	0	OTHER PRODUCTION WORKERS,RELEVANT WORKERS
DUVARCI (TUGLA,TAS)(INSAAT)	3	0	3	0	0	0	0	0	0	0	0	0	35	0	35	28	0	28	MASONS (BRICK-STONE-CONSTRUCTION)
BETON KALIPCISI	14	0	14	0	0	0	0	0	0	0	0	0	64	0	64	58	0	58	CONCRETE MOLDERS
INSAAT BETON DEMIRI ISCISI	0	0	0	1	0	1	1	0	1	1	0	1	33	0	33	29	0	29	IRON CONCRETE CONSTRUCTION WORKERS
MARANGOZ VE DOGRAMACILAR	28	0	28	3	0	3	2	0	2	2	0	2	111	0	111	78	0	78	CARPENTERS AND JOINERS
SIVACILAR	5	0	5	0	0	0	2	0	2	0	0	0	36	0	36	24	0	24	PLASTERERS
MERMER VE KARO FAYANS DOSEYICI	11	0	11	3	0	3	3	0	3	3	0	3	29	0	29	26	0	26	MARBLE AND FAIENCE LAYING WORKERS
DIGER INSAAT VE ILGILI ISLER	0	0	0	0	0	0	0	0	0	0	0	0	6	0	6	5	0	5	OTHER CONSTRUCTION AND RELEVANT WORKERS
ATESCI (BUHAR KAZANI)	103	0	103	22	0	22	24	0	24	6	0	6	255	0	255	194	0	194	STOCKERS(BOILER)
DIGER SABIT MOTOR VE ILGILI TECHIZAT OP.	1	0	1	0	0	0	1	0	1	0	0	0	7	0	7	4	0	4	OPERATORS OF OTHER FIXED MOTORS AND RELEVANT EQUIPMENT
VINC VE CERASKAL OPERATORLERI	2	0	2	0	0	0	0	0	0	0	0	0	4	0	4	4	0	4	CRANE AND LIFTING OPERATORS
INSAAT MAKINALARI OPERATORLERI	30	0	30	3	0	3	15	0	15	15	0	15	88	0	88	73	0	73	CONSTRUCTION MACHINES OPERATORS
TAHMIL-TAHLIYE ISCILERI MALZ.TAS.OPE.	30	0	30	12	0	12	15	0	15	6	0	6	147	0	147	130	0	130	LOADING - UNLOADING WORKERS AND MATERIAL TRANSPORTATION OPERATORS
AGIR VASITA SOFORLERI	866	0	866	59	0	59	116	0	116	74	0	74	2733	0	2733	1940	0	1940	HEAVY VEHICLE DRIVERS
DIGER TASIMA ARAC.SURUCU VE ILG.ELEMAN.	43	0	43	27	0	27	0	0	0	3	0	3	103	1	104	71	1	72	OTHER TRANSPORT VEHICLE DRIVERS AND RELEVANT PERSONNEL
BEDEN ISCISI	3385	1688	5073	16897	1022	17919	5268	470	5738	16863	1014	17877	13466	1952	15418	12823	1891	14714	UNQUALIFIED WORKERS
TOPLAM :	7494	3889	11383	17316	1971	19287	6001	1577	7578	17201	1855	19056	25420	4831	30251	22350	4432	26782	TOTAL

TABLO 42
1995 YILINDA KARADENIZ BOLGESINDEKI ILLERDE KURUMUMUZ CALISMALARI
(MESLEKLERE GORE)

TABLE 42
OUR ORGANISATION'S ACTIVITIES IN KARADENIZ REGION'S
PROVINCES DURING 1995 (BY OCCUPATIONS)

MESLEKLER	YIL ICINDE YAPILAN BASVURU / APPLICATIONS DURING THE YEAR			YIL ICINDE ALINAN ACIK IS / VACANCIES TAKEN DURING THE YEAR			YIL ICINDE ISVERENE YAPILAN TAKDIM / PRESENTATIONS TO THE EMPLOYER DURING THE YEAR			YIL ICINDE ISE YERLESTIRME / PLACEMENTS DURING THE YEAR			1996'YA DEVREDEN ISGUCU / THE MANPOWER TURNEDOVER TO 1996			DEVREDEN ISGUCUNDEN ISSIZLER / THE UNEMPLOYED AMONG THIS MANPOWER TURNOVER			OCCUPATIONS
	ERKEK MALE	KADIN FEMALE	TOPLAM TOTAL	ERKEK MALE	KADIN FEMALE	TOPLAM TOTAL	ERKEK MALE	KADIN FEMALE	TOPLAM TOTAL	ERKEK MALE	KADIN FEMALE	TOPLAM TOTAL	ERKEK MALE	KADIN FEMALE	TOPLAM TOTAL	ERKEK MALE	KADIN FEMALE	TOPLAM TOTAL	
KIMYAGER VE FIZIKCI	28	21	49	4	5	9	7	13	20	3	4	7	56	39	95	45	36	81	CHEMIST, PHYSICIST
MIMAR VE MUHENDISLER	216	100	316	68	30	98	83	44	127	65	32	97	317	218	535	283	196	479	ARCHITECTS AND,ENGINEERS
TEKNIK RESSAMLAR	63	36	99	9	3	12	17	9	26	7	1	8	224	90	314	159	52	211	DRAFTSMEN
TOPOGRAFLAR VE TEKNISYENLER	536	81	617	143	8	151	248	24	272	127	9	136	1229	153	1382	1028	133	1161	TOPOGRAPHS AND TECHNICIANS
HEKIMLER,VETERINERLER VE ILG. PERSONEL	7	5	12	2	3	5	2	0	2	2	0	2	31	11	42	29	8	37	DOCTORS, VETERINERIANS AND RELATED PERSONNEL
ECZACI,ECZACI YARD.VE BES.UZMANI	2	2	4	0	1	1	0	1	1	0	1	1	21	1	22	17	1	18	PHARMACIST,ASSISTANT PHARMACIST AND DIETICIAN
HEMSIRE, EBE VE TIP TEKNISYENLERI	26	24	50	57	3	60	2	2	4	56	1	57	70	49	119	45	37	82	NURSES, MIDWIVES,MEDICAL TECHNICIANS
DIGER PROFESYONEL TEK. VE ILGILI PERS.	160	185	345	28	26	54	54	138	192	25	26	51	358	498	856	301	409	710	OTHER PROFESSIONAL,TECHNICAL AND RELATED PERSONNEL
YONETICILER	84	71	155	18	2	20	57	33	90	10	4	14	196	150	346	165	126	291	ADMINISTRATORS
DAKTILOLAR VE BILGISAYAR OPERATORLERI	58	94	152	21	34	55	16	53	69	19	26	45	175	232	407	117	205	322	TYPISTS AND COMPUTER OPERATORS
MUHASEBECI VE KASADAR	545	639	1184	61	63	124	226	348	574	40	47	87	1355	1602	2957	1015	1139	2154	ACCOUNTANTS AND CASHIERS
NAKLIYE VE HABERLESME ELEMANLARI	28	29	57	52	7	59	0	4	4	52	8	60	58	15	73	51	11	62	TRANSPORTATION AND COMMUNICATION PERSONNEL
BURO NEZARETCILERI VE BURO ELEMANLARI	1926	2154	4080	288	141	429	656	754	1410	272	125	397	5537	4158	9695	3668	2873	6541	BUREAU SUPERVISORS AND PERSONNEL
SATIS ISCILERI	24	6	30	267	24	291	69	84	153	252	11	263	22	13	35	15	9	24	SALESMEN
ASCILAR	241	9	250	251	8	259	84	12	96	252	12	264	626	24	650	313	9	322	COOKS
GARSONLAR VE BARMENLER	143	7	150	60	8	68	138	31	169	57	7	64	283	0	283	166	0	166	WAITERS AND BARMANS
DIGER HIZMET ISCILERI	137	35	172	454	33	487	195	15	210	446	31	477	210	36	246	95	23	118	OTHER SERVICE WORKERS
TARIM,ORMAN ISCISI,BALIKCI AVCI	27	2	29	346	32	378	16	1	17	343	32	375	34	2	36	24	1	25	AGRICULTURE AND FOREST WORKERS,FISHERMEN, HUNTERS
URETIM NEZARETCILERI VE USTABASILAR	45	2	47	0	0	0	12	0	12	0	0	0	97	4	101	72	1	73	PRODUCTION SUPERVISORS AND FOREMEN
MADENCILER-TASOCAKCILAR	4	0	4	203	0	203	1	0	1	204	0	204	76	1	77	27	1	28	MINERS - QUARRY WORKERS
METAL ISLEMCILER	105	0	105	2	0	2	1	0	1	1	0	1	444	1	445	376	1	377	METAL PROCESSING WORKERS
AGAC HAZIRLAMA ISCILERI	14	0	14	1	0	1	14	0	14	14	0	14	8	0	8	0	0	0	WOOD PREPARING WORKERS
KAGIT HAMURU VE KAGIT IMALI ISCILERI	19	0	19	0	0	0	18	0	18	18	0	18	2	0	2	2	0	2	PAPER PULP AND PAPER PRODUCTION WORKERS
KIMYASAL ISLEMCILER VE ILGILI ISCILER	1	0	1	0	0	0	0	0	0	0	0	0	3	0	3	2	0	2	CHEMICAL PROCESSING WORKERS AND THE LIKE
ELYAF HAZIRLAYICI IPLIKCI VE SARICI	1	11	12	5	15	20	1	11	12	0	8	8	3	3	6	2	3	5	FIBER PREPARATION,THREAD MAKING AND SPINNING WORKERS
DOKUMACI,ORUCU VE ILGILI ISCILER	12	37	49	10	282	292	17	253	272	10	246	256	40	34	74	36	28	64	WEAVERS,DARNERS AND THE LIKE
KASARLAYICI,BOYACI VE DIGER DOKU.ISCI.	0	0	0	0	11	11	0	10	10	0	10	10	2	2	4	1	2	3	BLEACHING WORKERS,DYERS AND OTHER TEXTILE WORKERS
DEBAGLAR VE DERI ISCILERI	0	0	0	0	0	0	0	0	0	0	0	0	0	0	0	0	0	0	TANNERS AND LEATHER WORKERS
DEGIRMEN,FIRIN, ICKI VE BESIN ISCILERI	77	7	84	58	0	58	60	8	68	57	6	63	71	7	78	40	6	46	MILL, OVEN, BEVERAGE AND FOOD PRODUCTION WORKERS
TUTUN VE SIGARA IMALI ISCILERI	1	14	15	0	0	0	0	0	0	0	0	0	0	0	0	0	0	0	TOBACCO AND CIGARETTE PRODUCTION WORKERS
TERZILER,KURK VE SAPKA ISCILERI	14	220	234	5	275	280	10	183	193	14	199	213	45	475	520	29	403	432	TAILORS, FUR AND HAT WORKERS
KESICI,DIKISCI VE DOSEMECILER	20	237	257	46	299	345	36	247	283	35	179	214	26	161	187	22	152	174	CUTTERS, SEWERS AND UPHOLSTERERS
AYAKKABI VE DERI ESYA IMALI ISCI.	2	10	12	10	10	20	0	10	10	11	10	21	10	0	10	8	0	8	SHOE AND LEATHER ARTICLES PRODUCTION WORKERS
MOBILYA VE ILGILI AGAC ISCILERI	168	1	169	75	0	75	154	3	157	54	0	54	253	2	255	152	2	154	FURNITURE AND RELEVANT WOOD WORKERS
TAS KESICILER VE OYMA ISCILERI	3	0	3	6	9	15	6	9	15	6	9	15	2	0	2	2	0	2	STONE CUTTING AND ENGRAVING WORKERS
DEMIRCI (GENEL)	15	0	15	8	0	8	55	0	55	8	0	8	34	0	34	8	0	8	IRONSMITHS (GENERAL)
SOGUK DEMIRCI	13	0	13	0	0	0	0	0	0	0	0	0	24	0	24	18	0	18	COLD IRON WORKERS
TORNA TEZGAHI OPRT.(METAL)	125	0	125	56	0	56	48	0	48	26	0	26	237	0	237	174	0	174	LATHE WORKBENCH OPERATOR (METAL)
FREZE TEZGAHI OPRT.(METAL)	3	0	3	4	0	4	0	0	0	0	0	0	6	0	6	3	0	3	MILLING CUTTER WORKBENCH OPERATOR(METAL)
MATKAP TEZGAHI OPR.(METAL)	0	0	0	0	0	0	0	0	0	0	0	0	0	0	0	0	0	0	DRILL BENCH OPERATOR (METAL)
DIGER METAL TEZGAH AYARCI VE OPRT.	488	1	489	70	0	70	163	0	163	90	0	90	1540	8	1548	933	6	939	OTHER METAL WORKBENCH ADJUSTERS AND OPERATORS
MOTORLU ARAC TAMIRCI VE MAKINISILERI	358	4	362	59	0	59	93	7	100	126	4	130	980	1	981	677	1	678	MOTORIZED VEHICLE REPAIRMEN MECHANICS
DIGER MAKINA MONTOR VE TAMIRCI MAKI.	64	0	64	424	0	424	8	0	8	341	0	341	315	0	315	188	0	188	OTHER MACHINE ASSEMBLING AND REPAIRING MECHANICS
ELEKTRIK VE ELEKTRONIK MONTORLERI	129	7	136	92	0	92	71	0	71	76	0	76	346	58	404	254	45	299	ELECTRICAL AND ELECTRONIC ASSEMBLY WORKERS
ELEKTRIK TESISATCILARI	674	22	696	234	0	234	230	0	230	91	0	91	1908	72	1980	1102	43	1145	ELECTRICAL INSTALLERS
DIGER ELEKTRIK,ELEKTRONIK ISCILERI	7	0	7	4	0	4	3	0	3	1	0	1	31	0	31	49	2	51	OTHER ELECTRICAL AND ELECTRONICAL WORKERS
YAYIN SES CIHAZLARI OPERATORLERI	2	0	2	8	0	8	1	0	1	21	0	21	0	0	0	0	0	0	VOCAL ANNOUNCEMENT DEVICES OPERATORS
SIHHI TESISATCILAR VE BORU TESISATCI	130	0	130	67	0	67	107	0	107	75	0	75	365	0	365	254	0	254	SANITARY FACILITIES INSTALLERS AND PLUMBERS
KAYNAKCILAR VE PURMUZCULER	361	0	361	106	0	106	359	4	363	90	0	90	1054	2	1056	556	1	557	WELDERS AND TORCH OPERATORS
METAL LEVHA VE METAL INS.HAZ.VE MONT.	289	0	289	31	0	31	136	0	136	18	10	28	1073	1	1074	738	1	739	METAL PLATE AND METAL CONSTRUCTION PREPARING AND ASSEMBLING
MUCEVHER,CAM,KIL VE PORSELEN ISCILERI	4	50	54	55	100	155	25	64	89	26	54	80	36	0	36	1	0	1	JEWELLERY,GLASS,CLAY AND PORCELAIN WORKERS
KAUCUK,PLASTIK URUN VE TASIT LAS.IN.IS.	4	0	4	3	10	13	2	0	2	0	0	0	12	0	12	11	0	11	RUBBER,PLASTIC AND AUTO TIRES PRODUCTION WORKERS
KAGIT KARTON VE KAGIT ESYA IMALI ISCI.	0	0	0	0	0	0	0	0	0	0	0	0	0	0	0	0	0	0	PAPER,CARDBOARD AND PAPER MADE ARTICLES WORKERS
MURETTIPLER,MATBAA ISCILERI	2	1	3	7	1	8	8	1	9	8	1	9	35	3	38	20	3	23	TYPESETTERS,PRINTING-HOUSE WORKERS
INSAAT BOYACILARI	33	0	33	6	0	6	2	0	2	7	0	7	226	0	226	160	0	160	CONSTRUCTION PAINTERS
DIGER BOYACILAR	23	0	23	3	0	3	4	0	4	4	0	4	86	0	86	49	0	49	OTHER PAINTERS
DIGER IMALAT ISCILERI VE ILGILI ISCILER	2	0	2	0	0	0	3	0	3	2	0	2	0	0	0	3	0	3	OTHER PRODUCTION WORKERS,RELEVANT WORKERS
DUVARCI (TUGLA,TAS)(INSAAT)	48	0	48	73	0	73	42	0	42	66	0	66	106	0	106	59	0	59	MASONS (BRICK-STONE-CONSTRUCTION)
BETON KALIPCISI	21	0	21	15	0	15	11	0	11	11	0	11	96	0	96	70	0	70	CONCRETE MOLDERS
INSAAT BETON DEMIRI ISCISI	9	0	9	8	0	8	3	0	3	7	0	7	94	0	94	65	0	65	IRON CONCRETE CONSTRUCTION WORKERS
MARANGOZ VE DOGRAMACILAR	150	16	166	158	15	173	124	15	139	153	15	168	816	0	816	505	0	505	CARPENTERS AND JOINERS
SIVACILAR	13	0	13	7	0	7	4	0	4	6	0	6	100	0	100	70	0	70	PLASTERERS
MERMER VE KARO FAYANS DOSEYICI	8	0	8	2	0	2	0	0	0	0	0	0	32	0	32	26	0	26	MARBLE AND FAIENCE LAYING WORKERS
DIGER INSAAT VE ILGILI ISLER	164	13	177	197	6	203	169	13	182	221	15	236	111	1	112	68	1	69	OTHER CONSTRUCTION AND RELEVANT WORKERS
ATESCI (BUHAR KAZANI)	236	3	239	374	4	378	67	0	67	338	0	338	567	4	571	452	4	456	STOCKERS(BOILER)
DIGER SABIT MOTOR VE ILGILI TECHIZAT OP.	15	0	15	3	0	3	19	0	19	9	0	9	53	0	53	31	0	31	OPERATORS OF OTHER FIXED MOTORS AND RELEVANT EQUIPMENT
VINC VE CERASKAL OPERATORLERI	14	0	14	0	0	0	0	0	0	0	0	0	60	0	60	42	0	42	CRANE AND LIFTING OPERATORS
INSAAT MAKINALARI OPERATORLERI	62	0	62	64	0	64	7	0	7	65	0	65	186	0	186	104	0	104	CONSTRUCTION MACHINES OPERATORS
YAMMIL-YAMLIYE ISCILERI MALZ.TAS.OPE.	96	0	96	69	0	69	20	0	20	65	0	65	281	0	281	188	0	188	LOADING - UNLOADING WORKERS AND MATERIAL TRANSPORTATION OP
AGIR VASITA SOFORLERI	2178	1	2179	354	1	355	444	8	452	347	1	348	5290	0	5290	3178	0	3178	HEAVY VEHICLE DRIVERS
DIGER TASIMA ARAC.SURUCU VE ILG.ELEMAN.	83	0	83	15	2	17	17	3	20	10	0	10	422	0	422	288	0	288	OTHER TRANSPORT VEHICLE DRIVERS AND RELEVANT PERSONNEL
BEDEN ISCISI	16059	3131	19190	46988	2758	49746	22239	2447	24686	46790	2671	49461	48117	11351	59468	33805	7625	41430	UNQUALIFIED WORKERS
TOPLAM :	26619	7288	33907	52114	4229	56343	26686	4862	31548	51550	3815	55365	76523	19482	96005	52456	13599	66055	TOTAL

TABLO 43
1995 YILINDA KALKINMADA ONCELIKLI ILLERE GORE KURUMUMUZ CALISMALARI
(MESLEKLERE GORE)

TABLE 43
GENERAL ACTIVITIES OF OUR ORGANISATION FOR THE YEAR 1995 IN PROVINCES GIVEN PRIORITY IN DEVELOPMENT
(BY OCCUPATIONS)

MESLEKLER	YIL ICINDE YAPILAN BASVURU / APPLICATIONS DURING THE YEAR			YIL ICINDE ALINAN ACIK IS / VACANCIES TAKEN DURING THE YEAR			YIL ICINDE ISVEREENE YAPILAN TAKDIM / PRESENTATIONS TO THE EMPLOYER DURING THE YEAR			YIL ICINDE ISE YERLESTIRME / PLACEMENTS DURING THE YEAR			1996'YA DEVREDEN ISGUCU / THE MANPOWER TURNEDOVER TO 1996			DEVREDEN ISGUCUNDEN ISSIZLER / THE UNEMPLOYED AMONG THIS MANPOWER TURNOVER			OCCUPATIONS
	ERKEK MALE	KADIN FEMALE	TOPLAM TOTAL	ERKEK MALE	KADIN FEMALE	TOPLAM TOTAL	ERKEK MALE	KADIN FEMALE	TOPLAM TOTAL	ERKEK MALE	KADIN FEMALE	TOPLAM TOTAL	ERKEK MALE	KADIN FEMALE	TOPLAM TOTAL	ERKEK MALE	KADIN FEMALE	TOPLAM TOTAL	
KIMYAGER VE FIZIKCI	32	11	43	2	3	5	6	5	11	0	1	1	84	33	117	63	29	92	CHEMIST, PHYSICIST
MIMAR VE MUHENDISLER	212	97	309	35	7	42	55	18	73	32	8	40	463	211	674	400	180	580	ARCHITECTS AND,ENGINEERS
TEKNIK RESSAMLAR	116	29	145	8	1	9	12	0	12	13	0	13	430	86	516	327	74	401	DRAFTSMEN
TOPOGRAFLAR VE TEKNISYENLER	725	54	779	57	2	59	153	3	156	57	1	58	2136	146	2282	1901	132	2033	TOPOGRAPHS AND TECHNICIANS
HEKIMLER,VETERINERLER VE ILG. PERSONEL	17	9	26	5	0	5	6	0	6	7	1	8	61	23	84	53	22	75	DOCTORS, VETERINERIANS AND RELATED PERSONNEL
ECZACI,ECZACI YARD.VE BES.UZMANI	8	2	10	3	2	5	2	5	7	3	1	4	38	11	49	31	11	42	PHARMACIST,ASSISTANT PHARMACIST AND DIETICIAN
HEMSIRE, EBE VE TIP TEKNISYENLERI	35	25	60	2	1	3	2	1	3	1	1	2	125	39	164	98	32	130	NURSES, MIDWIVES,MEDICAL TECHNICIANS
OTEKI PROFESYONEL TEK. VE ILGILI PERS.	180	170	350	12	26	38	11	93	104	11	19	30	401	414	815	343	378	721	OTHER PROFESSIONAL,TECHNICAL AND RELATED PERSONNEL
YONETICILER	72	30	102	10	3	13	13	3	16	5	0	5	164	106	270	139	92	231	ADMINISTRATORS
DAKTILOLAR VE BILGISAYAR OPERATORLERI	133	169	302	35	35	70	86	85	171	48	31	79	459	491	950	400	449	849	TYPISIS AND COMPUTER OPERATORS
MUHASEBECI VE KASADAR	593	557	1150	34	35	69	117	166	283	19	18	37	1844	1334	3178	1505	1143	2648	ACCOUNTANTS AND CASHIERS
NAKLIYE VE HABERLESME ELEMANLARI	72	40	112	11	1	12	26	18	44	18	1	19	155	23	178	135	16	151	TRANSPORTATION AND COMMUNICATION PERSONNEL
BURO NEZARETCILERI VE BURO ELEMANLARI	2907	2481	5388	172	160	332	408	653	1061	160	133	293	11233	5350	16583	9900	4576	14476	BUREAU SUPERVISORS AND PERSONNEL
SATIS ISCILERI	11	6	17	29	11	40	28	78	106	4	4	8	15	12	27	11	8	19	SALESMEN
ASCILAR	365	7	372	110	4	114	86	22	108	114	5	119	1336	13	1349	932	8	940	COOKS
GARSONLAR VE BARMENLER	154	4	158	26	6	32	100	34	134	25	5	30	411	1	412	273	1	274	WAITERS AND BARMANS
OTEKI HIZMET ISCILERI	106	72	178	54	139	193	34	36	70	54	138	192	279	138	417	158	123	281	OTHER SERVICE WORKERS
TARIM,ORMAN ISCISI,BALIKCI AVCI	30	6	36	353	35	388	26	4	30	358	36	394	410	2	412	390	2	392	AGRICULTURE AND FOREST WORKERS,FISHERMEN, HUNTERS
URETIM NEZARETCILERI VE USTABASILAR	31	0	31	0	0	0	0	0	0	0	0	0	97	0	97	89	0	89	PRODUCTION SUPERVISORS AND FOREMEN
MADENCILER-TASOCAKCILAR	20	0	20	76	0	76	2	0	2	81	0	81	304	0	304	243	0	243	MINERS - QUARRY WORKERS
METAL ISLEMCILERI	148	2	150	2	0	2	16	0	16	2	0	2	491	1	492	435	1	436	METAL PROCESSING WORKERS
AGAC HAZIRLAMA ISCILERI	2	0	2	2	0	2	1	0	1	1	0	1	9	0	9	1	0	1	WOOD PREPARING WORKERS
KAGIT HAMURU VE KAGIT IMALI ISCILERI	1	0	1	0	0	0	0	0	0	0	0	0	3	0	3	3	0	3	PAPER PULP AND PAPER PRODUCTION WORKERS
KIMYASAL ISLEMCILER VE ILGILI ISCILER	3	0	3	0	0	0	8	0	8	20	0	20	302	0	302	294	0	294	CHEMICAL PROCESSING WORKERS AND THE LIKE
ELYAF HAZIRLAYICI-IPLIKCI VE SARICI	3	4	7	5	18	23	1	5	6	0	0	0	14	15	29	12	15	27	FIBER PREPARATION,THREAD MAKING AND SPINNING WORKERS
DOKUMACI,ORUCU VE ILGILI ISCILER	20	773	793	1	1013	1014	1	1005	1006	0	752	752	128	311	439	117	287	404	WEAVERS,DARNERS AND THE LIKE
KASARLAYICI,BOYACI VE OTEKI DOKU.ISCI.	0	17	17	0	1	1	0	55	55	0	155	155	4	3	7	3	2	5	BLEACHING WORKERS,DYERS AND OTHER TEXTILE WORKERS
DEBAGLAR VE DERI ISCILERI	0	0	0	1	0	1	0	0	0	0	0	0	1	0	1	0	0	0	TANNERS AND LEATHER WORKERS
DEGIRMEN,FIRIN,ICKI VE BESIN ISCILERI	194	1	195	86	0	86	98	0	98	86	0	86	329	7	336	217	5	222	MILL, OVEN, BEVERAGE AND FOOD PRODUCTION WORKERS
TUTUN VE SIGARA IMALI ISCILERI	2	14	16	0	0	0	0	0	0	0	0	0	2	0	2	2	0	2	TOBACCO AND CIGARETTE PRODUCTION WORKERS
TERZILER,KURK VE SAPKA ISCILERI	37	322	359	3	388	391	4	272	276	3	286	289	145	560	705	109	500	609	TAILORS, FUR AND HAT WORKERS
KESICI,DIKISCI VE DOSEMECILER	23	168	191	46	263	309	33	221	254	33	154	187	67	78	145	50	73	123	CUTTERS, SEWERS AND UPHOLSTERERS
AYAKKABI VE DERI ESYA IMALI ISCI.	6	10	16	10	10	20	0	10	10	10	10	20	34	1	35	23	1	24	SHOE AND LEATHER ARTICLES PRODUCTION WORKERS
MOBILYA VE ILGILI AGAC ISCILERI	205	0	205	52	0	52	91	0	91	42	0	42	407	0	407	291	0	291	FURNITURE AND RELEVANT WOOD WORKERS
TAS KESICILER VE DYMA ISCILERI	8	0	8	10	9	19	10	9	19	10	9	19	6	0	6	4	0	4	STONE CUTTING AND ENGRAVING WORKERS
DEMIRCI (GENEL)	12	0	12	0	0	0	1	0	1	0	0	0	89	0	89	72	0	72	IRONSMITHS (GENERAL)
SOGUK DEMIRCI	22	0	22	0	0	0	0	0	0	0	0	0	51	0	51	39	0	39	COLD IRON WORKERS
TORNA TEZGAHI OPRT.(METAL)	289	0	289	24	0	24	40	0	40	20	0	20	621	1	622	515	1	516	LATHE WORKBENCH OPERATOR (METAL)
FREZE TEZGAHI OPRT.(METAL)	3	0	3	0	0	0	0	0	0	0	0	0	28	0	28	5	0	5	MILLING CUTTER WORKBENCH OPERATOR(METAL)
MATKAP TEZGAHI OPR.(METAL)	0	0	0	0	0	0	0	0	0	0	0	0	1	0	1	0	0	0	DRILL BENCH OPERATOR (METAL)
OTEKI METAL TEZGAH AYARCI VE OPRT.	600	1	601	69	0	69	98	0	98	65	0	65	1984	4	1988	1344	3	1347	OTHER METAL WORKBENCH-ADJUSTERS AND OPERATORS
MOTORLU ARAC TAMIRCI VE MAKINISTLERI	466	0	466	8	0	8	9	0	9	25	0	25	1564	2	1566	1213	2	1215	MOTORIZED VEHICLE REPAIRMEN MECHANICS
OTEKI MAKINA MONTOR VE TAMIRCI MAKI.	167	3	170	178	0	178	21	0	21	190	0	190	992	4	996	917	4	921	OTHER MACHINE ASSEMBLING AND REPAIRING MECHANICS
ELEKTRIK VE ELEKTRONIK MONTORLERI	156	24	180	90	0	90	42	0	42	6	0	6	496	68	564	369	54	423	ELECTRICAL AND ELECTRONIC ASSEMBLY WORKERS
ELEKTRIK TESISATCILARI	1012	26	1038	145	0	145	213	0	213	63	0	63	3783	112	3895	2983	92	3075	ELECTRICAL INSTALLERS
OTEKI ELEKTRIK,ELEKTRONIK ISCILERI	13	0	13	2	0	2	18	0	18	2	0	2	144	0	144	144	2	146	OTHER ELECTRICAL AND ELECTRONICAL WORKERS
YAYIN SES CIHAZLARI OPERATORLERI	2	0	2	2	0	2	0	0	0	0	0	0	1	0	1	0	0	0	VOCAL ANNOUNCEMENT DEVICES OPERATORS
SIHHI TESISATCILAR VE BORU TESISATCI	193	0	193	13	0	13	93	0	93	33	0	33	743	1	744	547	1	548	SANITARY FACILITIES INSTALLERS AND PLUMBERS
KAYNAKCILAR VE PURMUZCULER	456	0	456	57	0	57	192	0	192	65	0	65	2281	1	2282	1636	1	1637	WELDERS AND TORCH OPERATORS
METAL LEVHA VE METAL INS.HAZ.VE MONT.	408	0	408	17	0	17	66	0	66	5	0	5	1764	0	1764	1420	0	1420	METAL PLATE AND METAL CONSTRUCTION PREPARING AND ASSEMBLING
MUCEVHER,CAM,KIL VE PORSELEN ISCILERI	24	14	38	39	14	53	36	13	49	37	13	50	53	15	68	7	15	22	JEWELLERY,GLASS,CLAY AND PORCELAIN WORKERS
KAUCUK,PLASTIK URUN VE TASIT LAS.IN.IS.	11	0	11	32	0	32	30	0	30	28	0	28	56	0	56	48	0	48	RUBBER,PLASTIC AND AUTO TIRES PRODUCTION WORKERS
KAGIT KARTON VE KAGIT ESYA IMALI ISCI.	0	0	0	1	0	1	0	0	0	0	0	0	0	0	0	0	0	0	PAPER,CARDBOARD AND PAPER MADE ARTICLES WORKERS
MURETTIPLER,MATBAA ISCILERI	42	1	43	13	1	14	8	1	9	8	1	9	83	3	86	56	3	59	TYPESETTERS,PRINTING-HOUSE WORKERS
INSAAT BOYACILARI	62	0	62	6	0	6	3	0	3	6	0	6	510	0	510	367	0	367	CONSTRUCTION PAINTERS
OTEKI BOYACILAR	39	0	39	7	0	7	12	0	12	8	0	8	152	0	152	92	0	92	OTHER PAINTERS
OTEKI IMALAT ISCILERI VE ILGILI ISCILER	0	0	0	0	0	0	0	0	0	0	0	0	0	0	0	3	0	3	OTHER PRODUCTION WORKERS,RELEVANT WORKERS
DUVARCI (TUGLA,TAS)(INSAAT)	52	0	52	67	0	67	31	0	31	56	0	56	208	0	208	143	0	143	MASONS (BRICK-STONE-CONSTRUCTION)
BETON KALIPCISI	34	0	34	9	0	9	5	0	5	9	0	9	179	0	179	150	0	150	CONCRETE MOLDERS
INSAAT BETON DEMIRI ISCISI	5	0	5	5	0	5	1	0	1	5	0	5	159	0	159	120	0	120	IRON CONCRETE CONSTRUCTION WORKERS
MARANGOZ VE DOGRAMACILAR	186	0	186	45	4	49	69	4	73	45	4	49	1187	0	1187	860	0	860	CARPENTERS AND JOINERS
SIVACILAR	21	0	21	6	0	6	6	0	6	5	0	5	207	0	207	150	0	150	PLASTERERS
MERMER VE KARO FAYANS DOSEYICI	20	0	20	4	0	4	5	0	5	4	0	4	93	0	93	81	0	81	MARBLE AND FAIENCE LAYING WORKERS
OTEKI INSAAT VE ILGILI ISLER	108	7	115	117	6	123	117	8	125	139	10	149	199	0	199	176	0	176	OTHER CONSTRUCTION AND RELEVANT WORKERS
ATESCI (BUHAR KAZANI)	370	2	372	76	4	80	135	0	135	26	0	26	972	3	975	786	3	789	STOCKERS(BOILER)
OTEKI SABIT MOTOR VE ILGILI TECHIZAT OP.	7	0	7	2	0	2	20	0	20	9	0	9	53	0	53	31	0	31	OPERATORS OF OTHER FIXED MOTORS AND RELEVANT EQUIPMENT
VINC VE CERASKAL OPERATORLERI	16	0	16	0	0	0	0	0	0	8	0	8	108	0	108	92	0	92	CRANE AND LIFTING OPERATORS
INSAAT MAKINALARI OPERATORLERI	104	0	104	21	0	21	18	0	18	46	0	46	527	0	527	418	0	418	CONSTRUCTION MACHINES OPERATORS
TAHMIL-TAHLIYE ISCILERI MALZ.TAS.OPE.	109	0	109	42	0	42	52	0	52	41	0	41	661	0	661	525	0	525	LOADING - UNLOADING WORKERS AND MATERIAL TRANSPORTATION OPERA
AGIR VASITA SOFORLERI	3075	1	3076	233	1	234	287	8	295	242	1	243	10171	0	10171	7124	0	7124	HEAVY VEHICLE DRIVERS
OTEKI TASIMA ARAC.SURUCU VE ILG.ELEMAN.	137	0	137	31	0	31	399	7	406	6	0	6	797	1	798	601	1	602	OTHER TRANSPORT VEHICLE DRIVERS AND RELEVANT PERSONNEL
BEDEN ISCISI	20359	3910	24269	42192	2213	44405	16420	1297	17717	42078	2177	44255	68308	11004	79312	56502	9602	66104	UNQUALIFIED WORKERS
TOPLAM	35051	9069	44120	44805	4416	49221	19883	4139	24022	44497	3975	48472	121612	20628	142240	98488	17944	116432	TOTAL

TABLO 44
1995 YILINDA KALKINMADA 1.DERECEDE ONCELIKLI ILLERE GORE KURUMUMUZ CALISMALARI
(MESLEKLERE GORE)

TABLE 44
GENERAL ACTIVITIES OF OUR ORGANISATION FOR THE YEAR 1995 IN PROVINCES GIVEN FIRST DEGREE PRIORITY IN DEVELOPMENT
(BY OCCUPATIONS)

MESLEKLER	YIL ICINDE YAPILAN BASVURU / APPLICATIONS DURING THE YEAR			YIL ICINDE ALINAN ACIK IS / VACANCIES TAKEN DURING THE YEAR			YIL ICINDE ISVERENE YAPILAN TAKDIM / PRESENTATIONS TO THE EMPLOYER DURING THE YEAR			YIL ICINDE ISE YERLESTIRME / PLACEMENTS DURING THE YEAR			1996'YA DEVREDEN ISGUCU / THE MANPOWER TURNEDOVER TO 1996			DEVREDEN ISGUCUNDEN ISSIZLER / THE UNEMPLOYED AMONG THIS MANPOWER TURNOVER			OCCUPATIONS
	ERKEK MALE	KADIN FEMALE	TOPLAM TOTAL	ERKEK MALE	KADIN FEMALE	TOPLAM TOTAL	ERKEK MALE	KADIN FEMALE	TOPLAM TOTAL	ERKEK MALE	KADIN FEMALE	TOPLAM TOTAL	ERKEK MALE	KADIN FEMALE	TOPLAM TOTAL	ERKEK MALE	KADIN FEMALE	TOPLAM TOTAL	
KIMYAGER VE FIZIKCI	17	4	21	0	0	0	0	0	0	0	0	0	44	20	64	31	19	50	CHEMIST, PHYSICIST
MIMAR VE MUHENDISLER	95	35	130	16	3	19	27	4	31	14	2	16	266	92	358	232	81	313	ARCHITECTS AND,ENGINEERS
TEKNIK RESSAMLAR	41	6	47	4	1	5	3	0	3	10	0	10	216	29	245	181	24	205	DRAFTSMEN
TOPOGRAFLAR VE TEKNISYENLER	332	16	348	29	1	30	63	2	65	27	0	27	1089	69	1158	1001	65	1066	TOPOGRAPHS AND TECHNICIANS
HEKIMLER,VETERINERLER VE ILG. PERSONEL	12	2	14	5	0	5	6	0	6	5	0	5	42	14	56	38	14	52	DOCTORS, VETERINERIANS AND RELATED PERSONNEL
ECZACI,ECZACI YARD.VE BES.UZMANI	4	2	6	2	1	3	1	1	2	2	1	3	31	10	41	27	10	37	PHARMACIST,ASSISTANT PHARMACIST AND DIETICIAN
HEMSIRE, EBE VE TIP TEKNISYENLERI	10	8	18	1	0	1	1	0	1	0	0	0	72	16	88	52	13	65	NURSES, MIDWIVES,MEDICAL TECHNICIANS
DIGER PROFESYONEL TEK. VE ILGILI PERS.	81	68	149	2	11	13	4	58	62	3	9	12	214	235	449	184	217	401	OTHER PROFESSIONAL,TECHNICAL AND RELATED PERSONNEL
YONETICILER	29	11	40	1	1	2	1	2	3	1	0	1	87	56	143	70	49	119	ADMINISTRATORS
DAKTILOLAR VE BILGISAYAR OPERATORLERI	75	92	167	12	12	24	60	52	112	30	16	46	309	351	660	269	325	594	TYPISTS AND COMPUTER OPERATORS
MUHASEBECI VE KASADAR	376	325	701	11	17	28	42	108	150	6	7	13	1172	880	2052	970	775	1745	ACCOUNTANTS AND CASHIERS
NAKLIYE VE HABERLESME ELEMANLARI	23	9	32	2	1	3	10	1	11	9	1	10	98	17	115	84	12	96	TRANSPORTATION AND COMMUNICATION PERSONNEL
BURO NEZARETCILERI VE BURO ELEMANLARI	1475	1115	2590	69	78	147	190	411	601	92	66	158	6276	2895	9171	5434	2563	7997	BUREAU SUPERVISORS AND PERSONNEL
SATIS ISCILERI	3	3	6	23	5	28	10	73	83	2	1	3	8	8	16	4	6	10	SALESMEN
ASCILAR	217	4	221	61	1	62	63	11	74	69	2	71	777	5	782	511	1	512	COOKS
GARSONLAR VE BARMENLER	92	1	93	16	2	18	90	21	111	19	1	20	235	0	235	137	0	137	WAITERS AND BARMANS
DIGER HIZMET ISCILERI	61	12	73	27	7	34	16	16	32	28	7	35	174	34	208	104	29	133	OTHER SERVICE WORKERS
TARIM,ORMAN ISCISI,BALIKCI AVCI	13	2	15	12	0	12	10	0	10	10	0	10	248	2	250	246	2	248	AGRICULTURE AND FOREST WORKERS,FISHERMEN, HUNTERS
URETIM NEZARETCILERI VE USTABASILAR	4	0	4	0	0	0	0	0	0	0	0	0	34	0	34	30	0	30	PRODUCTION SUPERVISORS AND FOREMEN
MADENCILER-TASOCAKCILAR	12	0	12	76	0	76	2	0	2	81	0	81	130	0	130	82	0	82	MINERS - QUARRY WORKERS
METAL ISLEMCILER	95	0	95	1	0	1	1	0	1	1	0	1	413	1	414	362	1	363	METAL PROCESSING WORKERS
AGAC HAZIRLAMA ISCILERI	0	0	0	0	0	0	0	0	0	0	0	0	8	0	8	0	0	0	WOOD PREPARING WORKERS
KAGIT HAMURU VE KAGIT IMALI ISCILERI	0	0	0	0	0	0	0	0	0	0	0	0	1	0	1	1	0	1	PAPER PULP AND PAPER PRODUCTION WORKERS
KIMYASAL ISLEMCILER VE ILGILI ISCILER	2	0	2	0	0	0	0	0	8	20	0	20	301	0	301	294	0	294	CHEMICAL PROCESSING WORKERS AND THE LIKE
ELYAF HAZIRLAYICI IPLIKCI VE SARICI	0	0	0	0	0	0	0	0	0	0	0	0	0	0	0	0	0	0	FIBER PREPARATION,THREAD MAKING AND SPINNING WORKERS
DOKUMACI,ORUCU VE ILGILI ISCILER	6	727	733	0	752	752	0	774	774	0	509	509	52	258	310	49	245	294	WEAVERS,DARNERS AND THE LIKE
KASARLAYICI BOYACI VE DIGER DOKU.ISCI.	0	1	1	0	0	0	0	55	55	0	155	155	3	2	5	3	1	4	BLEACHING WORKERS,DYERS AND OTHER TEXTILE WORKERS
DEBAGLAR VE DERI ISCILERI	0	0	0	1	0	1	0	0	0	0	0	0	0	0	0	0	0	0	TANNERS AND LEATHER WORKERS
DEGIRMEN,FIRIN, ICKI VE BESIN ISCILERI	95	0	95	29	0	29	35	0	35	28	0	28	140	5	145	109	4	113	MILL, OVEN, BEVERAGE AND FOOD PRODUCTION WORKERS
TUTUN VE SIGARA IMALI ISCILERI	1	14	15	0	0	0	0	0	0	0	0	0	1	0	1	1	0	1	TOBACCO AND CIGARETTE PRODUCTION WORKERS
TERZILER,KURK VE SAPKA ISCILERI	10	141	151	0	12	12	0	28	28	0	79	79	66	402	468	54	381	435	TAILORS, FUR AND HAT WORKERS
KESICI,DIKISCI VE DOSEMECILER	6	90	96	18	110	128	18	116	134	18	40	58	25	32	57	19	28	47	CUTTERS, SEWERS AND UPHOLSTERERS
AYAKKABI VE DERI ESYA IMALI ISCI.	3	0	3	0	0	0	0	0	0	0	0	0	16	1	17	13	1	14	SHOE AND LEATHER ARTICLES PRODUCTION WORKERS
MOBILYA VE ILGILI AGAC ISCILERI	86	0	86	0	0	0	0	0	0	0	0	0	214	0	214	158	0	158	FURNITURE AND RELEVANT WOOD WORKERS
TAS KESICILER VE OYMA ISCILERI	2	0	2	6	9	15	6	9	15	6	9	15	3	0	3	3	0	3	STONE CUTTING AND ENGRAVING WORKERS
DEMIRCI (GENEL)	10	0	10	0	0	0	0	0	0	0	0	0	85	0	85	70	0	70	IRONSMITHS (GENERAL)
SOGUK DEMIRCI	16	0	16	0	0	0	0	0	0	0	0	0	40	0	40	32	0	32	COLD IRON WORKERS
TORNA TEZGAHI OPRT.(METAL)	129	0	129	2	0	2	2	0	2	4	0	4	300	1	301	250	1	251	LATHE WORKBENCH OPERATOR (METAL)
FREZE TEZGAHI OPRT.(METAL)	3	0	3	0	0	0	0	0	0	0	0	0	29	0	29	5	0	5	MILLING CUTTER WORKBENCH OPERATOR(METAL)
MATKAP TEZGAHI OPR.(METAL)	0	0	0	0	0	0	0	0	0	0	0	0	0	0	0	0	0	0	DRILL BENCH OPERATOR (METAL)
DIGER METAL TEZGAH AYARCI VE OPRT.	258	1	259	44	0	44	0	0	0	44	0	44	1417	3	1420	906	2	908	OTHER METAL WORKBENCH ADJUSTERS AND OPERATORS
MOTORLU ARAC TAMIRCI VE MAKINISTLERI	190	0	190	2	0	2	4	0	4	19	0	19	753	1	754	618	1	619	MOTORIZED VEHICLE REPAIRMEN MECHANICS
DIGER MAKINA MONTOR VE TAMIRCI MAKI.	92	0	92	95	0	95	7	0	7	108	0	108	392	0	392	351	0	351	OTHER MACHINE ASSEMBLING AND REPAIRING MECHANICS
ELEKTRIK VE ELEKTRONIK MONTORLERI	92	7	99	83	0	83	32	0	32	3	0	3	331	55	386	252	42	294	ELECTRICAL AND ELECTRONIC ASSEMBLY WORKERS
ELEKTRIK TESISATCILARI	505	15	520	99	0	99	63	0	63	34	0	34	2157	60	2217	1607	46	1653	ELECTRICAL INSTALLERS
DIGER ELEKTRIK,ELEKTRONIK ISCILERI	5	0	5	0	0	0	0	0	0	0	0	0	47	0	47	72	2	74	OTHER ELECTRICAL AND ELECTRONICAL WORKERS
YAYIN SES CIHAZLARI OPERATORLERI	2	0	2	0	0	0	0	0	0	0	0	0	0	0	0	0	0	0	VOCAL ANNOUNCEMENT DEVICES OPERATORS
SIHHI TESISATCILAR VE BORU TESISATCI	120	0	120	8	0	8	84	0	84	29	0	29	444	1	445	321	1	322	SANITARY FACILITIES INSTALLERS AND PLUMBERS
KAYNAKCILAR VE PURMUZCULER	187	0	187	27	0	27	124	0	124	45	0	45	1159	1	1160	727	1	728	WELDERS AND TORCH OPERATORS
METAL LEVHA VE METAL INS.HAZ.VE MONT.	189	0	189	7	0	7	37	0	37	1	0	1	931	0	931	691	0	691	METAL PLATE AND METAL CONSTRUCTION PREPARING AND ASSEMBLI
MUCEVHER,CAM,KIL VE PORSELEN ISCILERI	1	1	2	0	0	0	0	0	0	0	0	0	3	15	18	2	15	17	JEWELLERY,GLASS,CLAY AND PORCELAIN WORKERS
KAUCUK,PLASTIK URUN VE TASIT LAS.IN.IS.	5	0	5	0	0	0	0	0	0	0	0	0	20	0	20	15	0	15	RUBBER,PLASTIC AND AUTO TIRES PRODUCTION WORKERS
KAGIT KARTON VE KAGIT ESYA IMALI ISCI.	0	0	0	0	0	0	0	0	0	0	0	0	0	0	0	0	0	0	PAPER,CARDBOARD AND PAPER MADE ARTICLES WORKERS
MURETTIPLER,MATBAA ISCILERI	37	1	38	6	0	6	0	0	0	0	0	0	58	3	61	35	3	38	TYPESETTERS,PRINTING-HOUSE WORKERS
INSAAT BOYACILARI	35	0	35	4	0	4	3	0	3	4	0	4	359	0	359	278	0	278	CONSTRUCTION PAINTERS
DIGER BOYACILAR	14	0	14	0	0	0	0	0	0	0	0	0	87	0	87	51	0	51	OTHER PAINTERS
DIGER IMALAT ISCILERI VE ILGILI ISCILER	0	0	0	0	0	0	0	0	0	0	0	0	0	0	0	3	0	3	OTHER PRODUCTION WORKERS,RELEVANT WORKERS
DUVARCI (TUGLA,TAS)(INSAAT)	43	0	43	43	0	43	31	0	31	42	0	42	153	0	153	104	0	104	MASONS (BRICK-STONE-CONSTRUCTION)
BETON KALIPCISI	15	0	15	4	0	4	0	0	0	4	0	4	153	0	153	133	0	133	CONCRETE MOLDERS
INSAAT BETON DEMIRI ISCISI	3	0	3	4	0	4	0	0	0	4	0	4	119	0	119	92	0	92	IRON CONCRETE CONSTRUCTION WORKERS
MARANGOZ VE DOGRAMACILAR	105	0	105	21	0	21	21	0	21	24	0	24	796	0	796	530	0	530	CARPENTERS AND JOINERS
SIVACILAR	12	0	12	5	0	5	2	0	2	4	0	4	138	0	138	107	0	107	PLASTERERS
MERMER VE KARO FAYANS DOSEYICI	13	0	13	3	0	3	3	0	3	3	0	3	33	0	33	30	0	30	MARBLE AND FAIENCE LAYING WORKERS
DIGER INSAAT VE ILGILI ISLER	15	0	15	16	0	16	0	0	0	16	0	16	102	0	102	85	0	85	OTHER CONSTRUCTION AND RELEVANT WORKERS
ATESCI (BUHAR KAZANI)	162	0	162	22	0	22	42	0	42	10	0	10	512	1	513	421	1	422	STOCKERS(BOILER)
DIGER SABIT MOTOR VE ILGILI TECHIZAT OP.	4	0	4	1	0	1	12	0	12	1	0	1	39	0	39	28	0	28	OPERATORS OF OTHER FIXED MOTORS AND RELEVANT EQUIPMENT
VINC VE CERASKAL OPERATORLERI	14	0	14	0	0	0	0	0	0	8	0	8	78	0	78	65	0	65	CRANE AND LIFTING OPERATORS
INSAAT MAKINALARI OPERATORLERI	48	0	48	8	0	8	13	0	13	20	0	20	228	0	228	171	0	171	CONSTRUCTION MACHINES OPERATORS
TAHMIL-TAHLIYE ISCILERI MALZ.TAS.OPE.	59	0	59	26	0	26	29	0	29	29	0	29	378	0	378	273	0	273	LOADING - UNLOADING WORKERS AND MATERIAL TRANSPORTATION
AGIR VASITA SOFORLERI	1616	1	1617	97	1	98	116	8	124	109	1	110	6312	0	6312	4517	0	4517	HEAVY VEHICLE DRIVERS
DIGER TASIMA ARAC.SURUCU VE ILG.ELEMAN.	98	0	98	26	0	26	397	7	404	2	0	2	515	1	516	369	1	370	OTHER TRANSPORT VEHICLE DRIVERS AND RELEVANT PERSONNEL
BEDEN ISCISI	14515	2479	16994	25049	1247	26296	9650	696	10346	25021	1238	26259	49733	6109	55842	41068	5943	47011	UNQUALIFIED WORKERS
TOPLAM :	21890	5193	27083	26126	2272	20398	11339	2453	13792	26069	2144	28213	80665	11685	92350	65032	10925	75957	TOTAL

TABLO 45
1995 YILINDA KALKINMADA 2.DERECEDE ONCELIKLI ILLERE GORE KURUMUMUZ CALISMALARI
(MESLEKLERE GORE)

TABLE 45
GENERAL ACTIVITIES OF OUR ORGANISATION FOR THE YEAR 1995 IN PROVINCES GIVEN SECOND DEGREE PRIORITY IN DEVELOPMENT
(BY OCCUPATIONS)

MESLEKLER	YIL ICINDE YAPILAN BASVURU / APPLICATIONS DURING THE YEAR			YIL ICINDE ALINAN ACIK IS / VACANCIES TAKEN DURING THE YEAR			YIL ICINDE ISVERENE YAPILAN TAKDIM / PRESENTATIONS TO THE EMPLOYER DURING THE YEAR			YIL ICINDE ISE YERLESTIRME / PLACEMENTS DURING THE YEAR			1996'YA DEVREDEN ISGUCU / THE MANPOWER TURNEDOVER TO 1996			DEVREDEN ISGUCUNDEN ISSIZLER / THE UNEMPLOYED AMONG THIS MANPOWER TURNOVER			OCCUPATIONS
	ERKEK MALE	KADIN FEMALE	TOPLAM TOTAL	ERKEK MALE	KADIN FEMALE	TOPLAM TOTAL	ERKEK MALE	KADIN FEMALE	TOPLAM TOTAL	ERKEK MALE	KADIN FEMALE	TOPLAM TOTAL	ERKEK MALE	KADIN FEMALE	TOPLAM TOTAL	ERKEK MALE	KADIN FEMALE	TOPLAM TOTAL	
KIMYAGER VE FIZIKCI	15	7	22	2	3	5	6	5	11	0	1	1	40	13	53	32	10	42	CHEMIST, PHYSICIST
MIMAR VE MUHENDISLER	117	62	179	19	4	23	28	14	42	18	6	24	197	119	316	168	99	267	ARCHITECTS AND,ENGINEERS
TEKNIK RESSAMLAR	75	23	98	4	0	4	9	0	9	3	0	3	214	57	271	146	50	196	DRAFTSMEN
TOPOGRAFLAR VE TEKNISYENLER	393	38	431	28	1	29	90	1	91	30	1	31	1047	77	1124	900	67	967	TOPOGRAPHS AND TECHNICIANS
HEKIMLER,VETERINERLER VE ILG. PERSONEL	5	7	12	0	0	0	0	0	0	2	1	3	19	9	28	15	8	23	DOCTORS, VETERINERIANS AND RELATED PERSONNEL
ECZACI,ECZACI YARD.VE BES.UZMANI	4	0	4	1	1	2	1	4	5	1	0	1	7	1	8	4	1	5	PHARMACIST,ASSISTANT PHARMACIST AND DIETICIAN
HEMSIRE, EBE VE TIP TEKNISYENLERI	25	17	42	1	1	2	1	1	2	1	1	2	53	23	76	46	19	65	NURSES, MIDWIVES,MEDICAL TECHNICIANS
OTEKI PROFESYONEL TEK. VE ILGILI PERS.	99	102	201	10	15	25	7	35	42	8	10	18	187	179	366	159	161	320	OTHER PROFESSIONAL,TECHNICAL AND RELATED PERSONNEL
YONETICILER	43	19	62	9	2	11	12	1	13	4	0	4	77	50	127	69	43	112	ADMINISTRATORS
DAKTILOLAR VE BILGISAYAR OPERATORLERI	58	77	135	23	23	46	26	33	59	18	15	33	150	140	290	131	124	255	TYPISTS AND COMPUTER OPERATORS
MUHASEBECI VE KASADAR	217	232	449	23	18	41	75	58	133	13	11	24	672	454	1126	535	368	903	ACCOUNTANTS AND CASHIERS
NAKLIYE VE HABERLESME ELEMANLARI	49	31	80	9	0	9	16	17	33	9	0	9	57	6	63	51	4	55	TRANSPORTATION AND COMMUNICATION PERSONNEL
BURO NEZARETCILERI VE BURO ELEMANLARI	1432	1366	2798	103	82	185	218	242	460	68	67	135	4957	2455	7412	4466	2013	6479	BUREAU SUPERVISORS AND PERSONNEL
SATIS ISCILERI	8	3	11	6	6	12	18	5	23	2	3	5	7	4	11	7	2	9	SALESMEN
ASCILAR	148	3	151	49	3	52	23	11	34	45	3	48	559	8	567	421	7	428	COOKS
GARSONLAR VE BARMENLER	62	3	65	10	4	14	10	13	23	6	4	10	176	1	177	136	1	137	WAITERS AND BARMANS
OTEKI HIZMET ISCILERI	45	60	105	27	132	159	18	20	38	26	131	157	105	104	209	54	94	148	OTHER SERVICE WORKERS
TARIM,ORMAN ISCISI BALIKCI AVCI	17	4	21	341	35	376	16	4	20	348	36	384	162	0	162	144	0	144	AGRICULTURE AND FOREST WORKERS,FISHERMEN, HUNTERS
URETIM NEZARETCILERI VE USTABASILAR	27	0	27	0	0	0	0	0	0	0	0	0	63	0	63	59	0	59	PRODUCTION SUPERVISORS AND FOREMEN
MADENCILER-TASOCAKCILAR	8	0	8	0	0	0	0	0	0	0	0	0	174	0	174	161	0	161	MINERS - QUARRY WORKERS
METAL ISLEMCILER	53	2	55	1	0	1	15	0	15	1	0	1	78	0	78	73	0	73	METAL PROCESSING WORKERS
AGAC HAZIRLAMA ISCILERI	2	0	2	2	0	2	1	0	1	1	0	1	1	0	1	1	0	1	WOOD PREPARING WORKERS
KAGIT HAMURU VE KAGIT IMALI ISCILERI	1	0	1	0	0	0	0	0	0	0	0	0	2	0	2	2	0	2	PAPER PULP AND PAPER PRODUCTION WORKERS
KIMYASAL ISLEMCILER VE ILGILI ISCILER	1	0	1	0	0	0	0	0	0	0	0	0	1	0	1	0	0	0	CHEMICAL PROCESSING WORKERS AND THE LIKE
ELYAF HAZIRLAYICI IPLIKCI VE SARICI	3	4	7	5	18	23	1	5	6	0	0	0	14	15	29	12	15	27	FIBER PREPARATION,THREAD MAKING AND SPINNING WORKERS
DOKUMACI,ORUCU VE ILGILI ISCILER	14	46	60	1	261	262	1	231	232	0	243	243	76	53	129	68	42	110	WEAVERS,DARNERS AND THE LIKE
KASARLAYICI,BOYACI VE OTEKI DOKU.ISCI.	0	16	16	0	1	1	0	0	0	0	0	0	1	1	2	0	1	1	BLEACHING WORKERS,DYERS AND OTHER TEXTILE WORKERS
DEBAGLAR VE DERI ISCILERI	0	0	0	0	0	0	0	0	0	0	0	0	1	0	1	0	0	0	TANNERS AND LEATHER WORKERS
DEGIRMEN,FIRIN, ICKI VE BESIN ISCILERI	99	1	100	57	0	57	63	0	63	58	0	58	189	2	191	108	1	109	MILL, OVEN, BEVERAGE AND FOOD PRODUCTION WORKERS
TUTUN VE SIGARA IMALI ISCILERI	1	0	1	0	0	0	0	0	0	0	0	0	1	0	1	1	0	1	TOBACCO AND CIGARETTE PRODUCTION WORKERS
TERZILER,KURK VE SAPKA ISCILERI	27	181	208	3	376	379	4	244	248	3	207	210	79	158	237	55	119	174	TAILORS, FUR AND HAT WORKERS
KESICI,DIKISCI VE DOSEMECILER	17	78	95	28	153	181	15	105	120	15	114	129	42	46	88	31	45	76	CUTTERS, SEWERS AND UPHOLSTERERS
AYAKKABI VE DERI ESYA IMALI ISCI.	3	10	13	10	10	20	0	10	10	10	10	20	18	0	18	10	0	10	SHOE AND LEATHER ARTICLES PRODUCTION WORKERS
MOBILYA VE ILGILI AGAC ISCILERI	119	0	119	52	0	52	91	0	91	42	0	42	193	0	193	133	0	133	FURNITURE AND RELEVANT WOOD WORKERS
TAS KESICILER VE OYMA ISCILERI	6	0	6	4	0	4	4	0	4	4	0	4	3	0	3	1	0	1	STONE CUTTING AND ENGRAVING WORKERS
DEMIRCI (GENEL)	2	0	2	0	0	0	1	0	1	0	0	0	4	0	4	2	0	2	IRONSMITHS (GENERAL)
SOGUK DEMIRCI	6	0	6	0	0	0	0	0	0	0	0	0	11	0	11	7	0	7	COLD IRON WORKERS
TORNA TEZGAHI OPRT.(METAL)	160	0	160	22	0	22	38	0	38	16	0	16	321	0	321	265	0	265	LATHE WORKBENCH OPERATOR (METAL)
FREZE TEZGAHI OPRT.(METAL)	0	0	0	0	0	0	0	0	0	0	0	0	0	0	0	0	0	0	MILLING CUTTER WORKBENCH OPERATOR(METAL)
MATKAP TEZGAHI OPR.(METAL)	0	0	0	0	0	0	0	0	0	0	0	0	1	0	1	0	0	0	DRILL BENCH OPERATOR (METAL)
OTEKI METAL TEZGAH AYARCI VE OPRT.	342	0	342	25	0	25	98	0	98	21	0	21	567	1	568	438	1	439	OTHER METAL WORKBENCH ADJUSTERS AND OPERATORS
MOTORLU ARAC TAMIRCI VE MAKINISTLERI	276	0	276	6	0	6	5	0	5	6	0	6	811	1	812	595	1	596	MOTORIZED VEHICLE REPAIRMEN MECHANICS
OTEKI MAKINA MONTOR VE TAMIRCI MAKI.	75	3	78	83	0	83	14	0	14	82	0	82	600	4	604	566	4	570	OTHER MACHINE ASSEMBLING AND REPAIRING MECHANICS
ELEKTRIK VE ELEKTRONIK MONTORLERI	64	17	81	7	0	7	10	0	10	3	0	3	165	13	178	117	12	129	ELECTRICAL AND ELECTRONIC ASSEMBLY WORKERS
ELEKTRIK TESISATCILARI	507	11	518	46	0	46	150	0	150	29	0	29	1626	52	1678	1376	46	1422	ELECTRICAL INSTALLERS
OTEKI ELEKTRIK,ELEKTRONIK ISCILERI	8	0	8	2	0	2	18	0	18	2	0	2	97	0	97	72	0	72	OTHER ELECTRICAL AND ELECTRONICAL WORKERS
YAYIN SES CIHAZLARI OPERATORLERI	0	0	0	2	0	2	0	0	0	0	0	0	1	0	1	0	0	0	VOCAL ANNOUNCEMENT DEVICES OPERATORS
SIHHI TESISATCILAR VE BORU TESISATCI	73	0	73	5	0	5	9	0	9	4	0	4	299	0	299	226	0	226	SANITARY FACILITIES INSTALLERS AND PLUMBERS
KAYNAKCILAR VE PURMUZCULER	269	0	269	30	0	30	68	0	68	20	0	20	1122	0	1122	909	0	909	WELDERS AND TORCH OPERATORS
METAL LEVHA VE METAL INS.HAZ.VE MONT.	219	0	219	10	0	10	29	0	29	4	0	4	833	0	833	729	0	729	METAL PLATE AND METAL CONSTRUCTION PREPARING AND ASSEMBLIN
MUCEVHER,CAM,KIL VE PORSELEN ISCILERI	23	13	36	39	14	53	36	13	49	37	13	50	50	0	50	5	0	5	JEWELLERY,GLASS,CLAY AND PORCELAIN WORKERS
KAUCUK,PLASTIK URUN VE TASIT LAS.IN.IS.	6	0	6	32	0	32	30	0	30	28	0	28	36	0	36	33	0	33	RUBBER,PLASTIC AND AUTO TIRES PRODUCTION WORKERS
KAGIT KARTON VE KAGIT ESYA IMALI ISCI.	0	0	0	1	0	1	0	0	0	0	0	0	0	0	0	0	0	0	PAPER,CARDBOARD AND PAPER MADE ARTICLES WORKERS
MURETTIPLER,MATBAA ISCILERI	5	0	5	7	1	8	8	1	9	8	1	9	25	0	25	21	0	21	TYPESETTERS,PRINTING-HOUSE WORKERS
INSAAT BOYACILARI	27	0	27	2	0	2	0	0	0	2	0	2	151	0	151	89	0	89	CONSTRUCTION PAINTERS
OTEKI BOYACILAR	25	0	25	7	0	7	12	0	12	8	0	8	65	0	65	41	0	41	OTHER PAINTERS
OTEKI IMALAT ISCILERI VE ILGILI ISCILER	0	0	0	0	0	0	0	0	0	0	0	0	0	0	0	0	0	0	OTHER PRODUCTION WORKERS,RELEVANT WORKERS
DUVARCI (TUGLA,TAS)(INSAAT)	9	0	9	24	0	24	0	0	0	14	0	14	55	0	55	39	0	39	MASONS (BRICK-STONE-CONSTRUCTION)
BETON KALIPCISI	19	0	19	5	0	5	5	0	5	5	0	5	26	0	26	17	0	17	CONCREIE MOLDERS
INSAAT BETON DEMIRI ISCISI	2	0	2	1	0	1	1	0	1	1	0	1	40	0	40	28	0	28	IRON CONCRETE CONSTRUCTION WORKERS
MARANGOZ VE DOGRAMACILAR	81	0	81	24	4	28	48	4	52	21	4	25	391	0	391	330	0	330	CARPENTERS AND JOINERS
SIVACILAR	9	0	9	1	0	1	4	0	4	1	0	1	69	0	69	43	0	43	PLASTERERS
MERMER VE KARO FAYANS DOSEYICI	7	0	7	1	0	1	2	0	2	1	0	1	60	0	60	51	0	51	MARBLE AND FAIENCE LAYING WORKERS
OTEKI INSAAT VE ILGILI ISLER	93	7	100	101	6	107	117	8	125	123	10	133	97	0	97	91	0	91	OTHER CONSTRUCTION AND RELEVANT WORKERS
ATESCI (BUHAR KAZANI)	208	2	210	54	4	58	93	0	93	16	0	16	460	2	462	365	2	367	STOCKERS(BOILER)
OTEKI SABIT MOTOR VE ILGILI TECHIZAT OP.	3	0	3	1	0	1	8	0	8	8	0	8	14	0	14	3	0	3	OPERATORS OF OTHER FIXED MOTORS AND RELEVANT EQUIPMENT
VINC VE CERASKAL OPERATORLERI	2	0	2	0	0	0	0	0	0	0	0	0	30	0	30	27	0	27	CRANE AND LIFTING OPERATORS
INSAAT MAKINALARI OPERATORLERI	56	0	56	13	0	13	5	0	5	26	0	26	299	0	299	247	0	247	CONSTRUCTION MACHINES OPERATORS
TAHMIL-TAHLIYE ISCILERI MALZ.TAS.OPE.	50	0	50	16	0	16	23	0	23	12	0	12	283	0	283	252	0	252	LOADING - UNLOADING WORKERS AND MATERIAL TRANSPORTATION O
AGIR VASITA SOFORLERI	1459	0	1459	136	0	136	171	0	171	133	0	133	3859	0	3859	2607	0	2607	HEAVY VEHICLE DRIVERS
OTEKI TASIMA ARAC.SURUCU VE ILG.ELEMAN.	39	0	39	5	0	5	2	0	2	4	0	4	282	0	282	232	0	232	OTHER TRANSPORT VEHICLE DRIVERS AND RELEVANT PERSONNEL
BEDEN ISCISI	5844	1431	7275	17143	966	18109	6770	601	7371	17057	939	17996	18575	4895	23470	15434	3659	19093	UNQUALIFIED WORKERS
TOPLAM :	13161	3876	17037	18679	2144	20823	8544	1686	10230	18428	1831	20259	40947	8943	49890	33456	7019	40475	TOTAL

TABLO 46
1995 YILINDA GUNEYDOGU ANADOLU PROJESINE (GAP) DAHIL ILLERDEKI KURUMUMUZ CALISMALARI
(MESLEKLERE GORE)

TABLE 46
GENERAL ACTIVITIES OF OUR ORGANISATION FOR THE YEAR 1995 IN PROVINCES COVERED BY SOUTH-EAST ANATOLIA PROJECT(GAP)
(BY OCCUPATIONS)

MESLEKLER	YIL ICINDE YAPILAN BASVURU / APPLICATIONS DURING THE YEAR			YIL ICINDE ALINAN ACIK IS / VACANCIES TAKEN DURING THE YEAR			YIL ICINDE ISVERENE YAPILAN TAKDIM / PRESENTATIONS TO THE EMPLOYER DURING THE YEAR			YIL ICINDE TSE YERLESTIRME / PLACEMENTS DURING THE YEAR			1996'YA DEVREDEN ISGUCU / THE MANPOWER TURNEDOVER TO 1996			DEVREDEN ISGUCUNDEN ISSIZLER / THE UNEMPLOYED AMONG THIS MANPOWER TURNOVER			OCCUPATIONS
	ERKEK MALE	KADIN FEMALE	TOPLAM TOTAL	ERKEK MALE	KADIN FEMALE	TOPLAM TOTAL	ERKEK MALE	KADIN FEMALE	TOPLAM TOTAL	ERKEK MALE	KADIN FEMALE	TOPLAM TOTAL	ERKEK MALE	KADIN FEMALE	TOPLAM TOTAL	ERKEK MALE	KADIN FEMALE	TOPLAM TOTAL	
KIMYAGER VE FIZIKCI	15	3	18	1	0	1	2	0	2	0	0	0	29	13	42	25	13	38	CHEMIST, PHYSICIST
MIMAR VE MUHENDISLER	88	25	113	22	2	24	52	8	60	18	2	20	186	41	227	164	37	201	ARCHITECTS AND,ENGINEERS
TEKNIK RESSAMLAR	24	9	33	12	1	13	17	1	18	15	0	15	142	14	156	127	12	139	DRAFTSMEN
TOPOGRAFLAR VE TEKNISYENLER	156	9	165	24	2	26	27	4	31	14	1	15	477	24	501	451	23	474	TOPOGRAPHS AND TECHNICIANS
HEKIMLER,VETERINERLER VE ILG. PERSONEL	6	1	7	3	0	3	2	0	2	2	0	2	23	10	33	20	10	30	DOCTORS, VETERINERIANS AND RELATED PERSONNEL
ECZACI,ECZACI YARD.VE BES.UZMANI	3	2	5	1	1	2	1	1	2	2	1	3	13	10	23	12	10	22	PHARMACIST,ASSISTANT PHARMACIST AND DIETICIAN
HEMSIRE, EBE VE TIP TEKNISYENLERI	10	5	15	2	0	2	4	4	8	1	0	1	30	6	36	29	6	35	NURSES, MIDWIVES,MEDICAL TECHNICIANS
DIGER PROFESYONEL TEK. VE ILGILI PERS.	49	25	74	14	3	17	19	12	31	17	2	19	77	51	128	71	50	121	OTHER PROFESSIONAL,TECHNICAL AND RELATED PERSONNEL
YONETICILER	28	10	38	2	1	3	8	2	10	2	0	2	48	14	62	45	14	59	ADMINISTRATORS
DAKTILOLAR VE BILGISAYAR OPERATORLERI	68	86	154	24	22	46	78	123	201	40	22	62	177	116	293	156	102	258	TYPISTS AND COMPUTER OPERATORS
MUHASEBECI VE KASADAR	215	124	339	18	18	36	98	65	163	16	8	24	475	256	731	446	246	692	ACCOUNTANTS AND CASHIERS
NAKLIYE VE HABERLESME ELEMANLARI	12	1	13	0	1	1	8	1	9	7	1	8	52	8	60	41	6	47	TRANSPORTATION AND COMMUNICATION PERSONNEL
BURO NEZARETCILERI VE BURO ELEMANLARI	892	460	1352	49	74	123	91	331	422	61	57	118	3460	1293	4753	3222	1208	4430	BUREAU SUPERVISORS AND PERSONNEL
SATIS ISCILERI	2	1	3	2	0	2	2	1	3	1	0	1	2	18	20	1	10	11	SALESMEN
ASCILAR	115	12	127	9	8	17	44	34	78	2	6	8	339	6	345	262	4	266	COOKS
GARSONLAR VE BARMENLER	42	0	42	2	0	2	3	0	3	1	0	1	104	0	104	78	0	78	WAITERS AND BARMANS
DIGER HIZMET ISCILERI	20	8	28	2	0	2	2	0	2	3	0	3	51	21	72	46	18	64	OTHER SERVICE WORKERS
TARIM,ORMAN ISCISI,BALIKCI AVCI	2	0	2	0	0	0	1	0	1	0	0	0	11	0	11	10	0	10	AGRICULTURE AND FOREST WORKERS,FISHERMEN, HUNTERS
URETIM NEZARETCILERI VE USTABASILAR	0	0	0	0	0	0	0	0	0	0	0	0	0	0	0	0	0	0	PRODUCTION SUPERVISORS AND FOREMEN
MADENCILER-TASOCAKCILAR	10	0	10	2	0	2	2	0	2	7	0	7	62	0	62	59	0	59	MINERS - QUARRY WORKERS
METAL ISLEMCILER	5	0	5	1	0	1	1	0	1	0	0	0	10	0	10	7	0	7	METAL PROCESSING WORKERS
AGAC HAZIRLAMA ISCILERI	1	0	1	0	0	0	0	0	0	0	0	0	1	0	1	1	0	1	WOOD PREPARING WORKERS
KAGIT HAMURU VE KAGIT IMALI ISCILERI	0	0	0	0	0	0	0	0	0	0	0	0	2	0	2	1	0	1	PAPER PULP AND PAPER PRODUCTION WORKERS
KIMYASAL ISLEMCILER VE ILGILI ISCILER	1	0	1	0	0	0	8	0	8	20	0	20	299	0	299	293	0	293	CHEMICAL PROCESSING WORKERS AND THE LIKE
ELYAF HAZIRLAYICI IPLIKCI VE SARICI	115	1	116	55	0	55	78	0	78	41	0	41	48	1	49	45	1	46	FIBER PREPARATION,THREAD MAKING AND SPINNING WORKERS
DOKUMACI,ORUCU VE ILGILI ISCILER	19	95	114	10	80	90	17	248	265	9	68	77	22	63	85	18	63	81	WEAVERS,DARNERS AND THE LIKE
KASARLAYICI,BOYACI VE DIGER DOKU.ISCI.	0	1	1	0	0	0	0	0	0	0	0	0	3	1	4	3	0	3	BLEACHING WORKERS,DYERS AND OTHER TEXTILE WORKERS
DEBAGLAR VE DERI ISCILERI	0	0	0	0	0	0	0	0	0	0	0	0	0	0	0	0	0	0	TANNERS AND LEATHER WORKERS
DEGIRMEN,FIRIN, ICKI VE BESIN ISCILERI	34	0	34	1	0	1	1	0	1	1	0	1	57	0	57	51	0	51	MILL, OVEN, BEVERAGE AND FOOD PRODUCTION WORKERS
TUTUN VE SIGARA IMALI ISCILERI	0	0	0	0	0	0	0	0	0	0	0	0	0	0	0	0	0	0	TOBACCO AND CIGARETTE PRODUCTION WORKERS
TERZILER,KURK VE SAPKA ISCILERI	6	25	31	1	0	1	3	2	5	0	1	1	24	64	88	19	60	79	TAILORS, FUR AND HAT WORKERS
KESICI,DIKISCI VE DOSEMECILER	3	8	11	0	0	0	0	5	5	0	5	5	13	12	25	9	10	19	CUTTERS, SEWERS AND UPHOLSTERERS
AYAKKABI VE DERI ESYA IMALI ISCI.	0	0	0	0	0	0	0	0	0	0	0	0	2	0	2	1	0	1	SHOE AND LEATHER ARTICLES PRODUCTION WORKERS
MOBILYA VE ILGILI AGAC ISCILERI	31	0	31	1	0	1	0	0	0	0	0	0	61	0	61	47	0	47	FURNITURE AND RELEVANT WOOD WORKERS
TAS KESICILER VE OYMA ISCILERI	0	0	0	0	0	0	0	0	0	0	0	0	0	0	0	0	0	0	STONE CUTTING AND ENGRAVING WORKERS
DEMIRCI (GENEL)	4	0	4	0	0	0	0	0	0	0	0	0	42	0	42	33	0	33	IRONSMITHS (GENERAL)
SOGUK DEMIRCI	10	0	10	0	0	0	0	0	0	0	0	0	25	0	25	19	0	19	COLD IRON WORKERS
TORNA TEZGAHI OPRT.(METAL)	86	0	86	11	0	11	22	0	22	6	0	6	105	0	105	97	0	97	LATHE WORKBENCH OPERATOR (METAL)
FREZE TEZGAHI OPRT.(METAL)	0	0	0	0	0	0	0	0	0	0	0	0	20	0	20	0	0	0	MILLING CUTTER WORKBENCH OPERATOR(METAL)
MATKAP TEZGAHI OPR.(METAL)	0	0	0	0	0	0	0	0	0	0	0	0	0	0	0	0	0	0	DRILL BENCH OPERATOR (METAL)
DIGER METAL TEZGAH AYARCI VE OPRT.	44	0	44	9	0	9	15	0	15	3	0	3	270	0	270	257	0	257	OTHER METAL WORKBENCH ADJUSTERS AND OPERATORS
MOTORLU ARAC TAMIRCI VE MAKINISTLERI	76	0	76	5	0	5	8	0	8	18	0	18	226	0	226	191	0	191	MOTORIZED VEHICLE REPAIRMEN MECHANICS
DIGER MAKINA MONTOR VE TAMIRCI MAKI.	84	0	84	4	0	4	3	1	4	12	0	12	209	0	209	168	0	168	OTHER MACHINE ASSEMBLING AND REPAIRING MECHANICS
ELEKTRIK VE ELEKTRONIK MONTORLERI	51	0	51	11	0	11	12	0	12	3	0	3	100	3	103	82	3	85	ELECTRICAL AND ELECTRONIC ASSEMBLY WORKERS
ELEKTRIK TESISATCILARI	202	2	204	16	0	16	38	0	38	11	0	11	692	13	705	635	13	648	ELECTRICAL INSTALLERS
DIGER ELEKTRIK,ELEKTRONIK ISCILERI	2	0	2	0	0	0	0	0	0	0	0	0	15	0	15	9	0	9	OTHER ELECTRICAL AND ELECTRONICAL WORKERS
YAYIN SES CIHAZLARI OPERATORLERI	0	0	0	0	0	0	0	0	0	0	0	0	0	0	0	0	0	0	VOCAL ANNOUNCEMENT DEVICES OPERATORS
SIHHI TESISATCILAR VE BORU TESISATCI	34	0	34	1	0	1	1	0	1	1	0	1	131	0	131	107	0	107	SANITARY FACILITIES INSTALLERS AND PLUMBERS
KAYNAKCILAR VE PURMUZCULER	106	0	106	24	0	24	77	0	77	28	0	28	398	0	398	357	0	357	WELDERS AND TORCH OPERATORS
METAL LEVHA VE METAL INS.HAZ.VE MONT.	39	0	39	1	0	1	1	0	1	0	0	0	126	0	126	111	0	111	METAL PLATE AND METAL CONSTRUCTION PREPARING AND ASSEMBLING
MUCEVHER,CAM,KIL VE PORSELEN ISCILERI	1	1	2	0	0	0	0	0	0	0	0	0	2	15	17	1	15	16	JEWELLERY,GLASS,CLAY AND PORCELAIN WORKERS
KAUCUK,PLASTIK URUN VE TASIT LAS.IN.IS.	2	0	2	0	0	0	0	0	0	0	0	0	12	0	12	8	0	8	RUBBER,PLASTIC AND AUTO TIRES PRODUCTION WORKERS
KAGIT KARTON VE KAGIT ESYA IMALI ISCI.	0	0	0	0	0	0	0	0	0	0	0	0	0	0	0	0	0	0	PAPER,CARDBOARD AND PAPER MADE ARTICLES WORKERS
MURETTIPLER,MATBAA ISCILERI	36	1	37	6	0	6	1	0	1	0	0	0	37	1	38	29	1	30	TYPESETTERS,PRINTING-HOUSE WORKERS
INSAAT BOYACILARI	24	0	24	1	0	1	1	0	1	0	0	0	167	0	167	138	0	138	CONSTRUCTION PAINTERS
DIGER BOYACILAR	3	0	3	2	0	2	1	0	1	1	0	1	21	0	21	13	0	13	OTHER PAINTERS
DIGER IMALAT ISCILERI VE ILGILI ISCILER	0	0	0	0	0	0	0	0	0	0	0	0	0	0	0	0	0	0	OTHER PRODUCTION WORKERS,RELEVANT WORKERS
DUVARCI (TUGLA,TAS)(INSAAT)	8	0	8	1	0	1	0	0	0	0	0	0	37	0	37	33	0	33	MASONS (BRICK-STONE-CONSTRUCTION)
BETON KALIPCISI	7	0	7	0	0	0	0	0	0	0	0	0	34	0	34	30	0	30	CONCRETE MOLDERS
INSAAT BETON DEMIRI ISCISI	0	0	0	0	0	0	0	0	0	0	0	0	14	0	14	12	0	12	IRON CONCRETE CONSTRUCTION WORKERS
MARANGOZ VE DOGRAMACILAR	41	0	41	3	0	3	11	0	11	7	0	7	118	0	118	111	0	111	CARPENTERS AND JOINERS
SIVACILAR	4	0	4	0	0	0	0	0	0	0	0	0	32	0	32	28	0	28	PLASTERERS
MERMER VE KARO FAYANS DOSEYICI	5	0	5	0	0	0	0	0	0	0	0	0	9	0	9	9	0	9	MARBLE AND FAIENCE LAYING WORKERS
DIGER INSAAT VE ILGILI ISLER	7	0	7	0	0	0	0	0	0	0	0	0	37	0	37	35	0	35	OTHER CONSTRUCTION AND RELEVANT WORKERS
ATESCI (BUHAR KAZANI)	52	0	52	5	0	5	31	0	31	6	0	6	148	0	148	125	0	125	STOCKERS(BOILER)
DIGER SABIT MOTOR VE ILGILI TECHIZAT OP.	4	0	4	0	0	0	0	0	0	0	0	0	25	0	25	17	0	17	OPERATORS OF OTHER FIXED MOTORS AND RELEVANT EQUIPMENT
VINC VE CERASKAL OPERATORLERI	2	0	2	0	0	0	0	0	0	8	0	8	26	0	26	25	0	25	CRANE AND LIFTING OPERATORS
INSAAT MAKINALARI OPERATORLERI	23	0	23	2	0	2	1	0	1	2	0	2	92	0	92	79	0	79	CONSTRUCTION MACHINES OPERATORS
TAHMIL-TAHLIYE ISCILERI MALZ.TAS.OPE.	22	0	22	5	0	5	25	0	25	8	0	8	91	0	91	56	0	56	LOADING - UNLOADING WORKERS AND MATERIAL TRANSPORTATION OP
AGIR VASITA SOFORLERI	644	0	644	28	0	28	121	0	121	28	0	28	2676	0	2676	2116	0	2116	HEAVY VEHICLE DRIVERS
DIGER TASIMA ARAC.SURUCU VE ILG.ELEMAN.	58	0	58	0	0	0	395	7	402	0	0	0	192	0	192	151	0	151	OTHER TRANSPORT VEHICLE DRIVERS AND RELEVANT PERSONNEL
BEDEN ISCISI	3905	501	4406	9103	306	9409	5735	267	6002	9007	291	9298	15703	3701	19404	13530	3619	17149	UNQUALIFIED WORKERS
TOPLAM :	7558	1416	8974	9496	519	10015	7068	1117	8185	9429	465	9894	28132	5775	33907	24372	5554	29926	TOTAL

TABLO 47
1995 YILI COGRAFI BOLGELERE KURUMUMUZ GENEL CALISMALARI
(ILLERE GORE)
TABLE 47
GENERAL ACTIVITIES OF OUR ORGANISATON FOR THE YEAR 1995 BY GEOGRAPHICAL REGIONS
(BY PROVINCES)

ILLER / PROVINCES	YIL ICINDE YAPILAN BASVURU / APPLICATIONS DURING THE YEAR			YIL ICINDE ALINAN ACIK IS / VACANCIES TAKEN DURING THE YEAR			YIL ICINDE ISVERENE YAPILAN TAKDIM / PRESENTATIONS TO THE EMPLOYER DURING THE YEAR			YIL ICINDE ISE YERLESTIRME / PLACEMENTS DURING THE YEAR			1996'YA DEVREDEN ISGUCU / THE MANPOWER TURNEDOVER TO 1996			DEVREDEN ISGUCUNDEN ISSIZLER / THE UNEMPLOYED AMONG THIS MANPOWER TURNOVER		
	ERKEK MALE	KADIN FEMALE	TOPLAM TOTAL	ERKEK MALE	KADIN FEMALE	TOPLAM TOTAL	ERKEK MALE	KADIN FEMALE	TOPLAM TOTAL	ERKEK MALE	KADIN FEMALE	TOPLAM TOTAL	ERKEK MALE	KADIN FEMALE	TOPLAM TOTAL	ERKEK MALE	KADIN FEMALE	TOPLAM TOTAL
MARMARA BOLGESI MARMARA REGION																		
BALIKESIR	2106	551	2657	2168	138	2306	2727	387	3114	2132	126	2258	5772	1792	7564	4860	1645	6505
BILECIK	753	825	1578	645	44	689	805	51	856	526	44	570	1243	885	2128	1017	557	1574
BURSA	10471	29743	40214	4207	27685	31892	17707	31850	49557	3421	27559	30980	27254	5243	32497	24376	4885	29261
CANAKKALE	876	208	1084	1119	144	1263	1582	219	1801	1043	136	1179	1916	505	2421	707	222	929
EDIRNE	1566	1697	3263	1589	651	2240	590	461	1051	1469	585	2054	2643	2392	5035	2331	2201	4532
ISTANBUL	27102	9087	36189	6989	2991	9980	16083	6300	22383	5009	2988	7997	84785	12640	97425	30892	6904	37796
KIRKLARELI	525	281	806	1630	220	1850	384	245	629	1594	233	1827	1279	291	1570	690	195	885
KOCAELI	5236	1314	6550	2052	507	2559	3159	431	3590	1069	191	1260	7289	1565	8854	7208	1558	8766
SAKARYA	2267	504	2771	613	182	795	1824	546	2370	510	166	676	3627	512	4139	3327	503	3830
TEKIRDAG	2157	841	2998	1816	465	2281	1330	501	1831	1680	506	2186	1528	361	1889	814	173	987
TOPLAM (TOTAL)	53059	45051	98110	22828	33027	55855	46191	40991	87182	18453	32534	50987	137336	26186	163522	76222	18843	95065
EGE BOLGESI AEGEANE REGION																		
AFYON	2547	387	2934	2418	157	2575	2847	220	3067	2226	116	2342	2208	256	2464	1686	100	1786
AYDIN	3881	3118	6999	3036	2403	5439	4206	3020	7226	2785	2390	5175	7449	1377	8826	5167	1012	6179
DENIZLI	1462	595	2057	1733	493	2226	6185	1672	7857	1455	423	1878	6732	1834	8566	3324	929	4253
IZMIR	15312	4995	20307	4954	906	5860	14375	2752	17127	3989	947	4936	20552	5506	26058	17263	4736	21999
KUTAHYA	4837	688	5525	2409	227	2636	1143	299	1442	2384	262	2646	8784	1020	9804	6304	853	7157
MANISA	4863	18363	23226	2525	17893	20418	2934	18212	21146	2467	17866	20333	32428	7358	39786	12501	3543	16044
MUGLA	1304	396	1700	2321	299	2620	1179	255	1434	2150	289	2439	4446	634	5080	2084	514	2598
USAK	1210	611	1821	1219	275	1494	1866	672	2538	1209	279	1488	1296	305	1601	456	137	593
TOPLAM (TOTAL)	35416	29153	64569	20615	22653	43268	34735	27102	61837	18665	22572	41237	83895	18290	102185	48785	11824	60609
AKDENIZ BOLGESI MEDITERRAREANE																		
ADANA	21407	27087	48494	17259	25511	42770	21058	27435	48493	16893	25526	42419	11592	3350	14942	10741	3149	13890
ANTALYA	2491	702	3193	2346	367	2713	2962	586	3548	2851	391	3242	7019	1735	8754	6140	1463	7603
BURDUR	406	106	512	1893	75	1968	294	103	397	1896	77	1973	620	141	761	490	89	579
HATAY	2315	758	3073	1529	533	2062	1594	542	2136	1510	528	2038	12861	2593	15454	7315	1152	8467
ISPARTA	1437	428	1865	2092	185	2277	1130	198	1328	2085	185	2270	1497	478	1975	1330	426	1756
ICEL	4888	1677	6565	3139	722	3860	1842	755	2597	3229	707	3936	7845	2888	10733	6731	2454	9185
K.MARAS	971	102	1073	491	32	523	511	32	543	526	34	560	10730	608	11338	10543	605	11148
TOPLAM (TOTAL)	33915	30860	64775	28748	27425	56173	29391	29651	59042	28990	27448	56438	52164	11793	63957	43290	9338	52628
ICANADOLU BOLGESI INNER ANATOLIA REGION																		
ANKARA	20157	5025	25182	8878	1450	10328	21411	3211	24622	8992	1902	10894	32344	7480	39824	28032	6774	34806
AKSARAY	800	143	943	565	69	634	358	61	419	564	69	633	887	123	1010	847	123	970
CANKIRI	886	338	1224	650	238	888	799	261	1060	631	161	792	1197	267	1464	791	267	1058
ESKISEHIR	5548	1836	7384	1885	669	2554	5518	1471	6989	1508	394	1902	13507	3887	17394	9962	3472	13434
KARAMAN	387	79	466	420	49	469	591	115	706	368	41	409	3827	481	4308	1401	351	1752
KAYSERI	5628	1120	6748	3450	400	3850	5767	1018	6785	3256	396	3652	3565	724	4289	2894	644	3538
KIRIKKALE	2274	157	2431	786	23	809	541	102	643	765	18	783	3701	257	3958	1541	75	1616
KIRSEHIR	954	155	1109	774	40	814	1050	77	1127	775	39	814	1205	287	1492	987	188	1075
KONYA	3850	617	4467	5640	262	5902	7207	443	7650	5575	254	5829	3441	325	3766	3177	193	3370
NEVSEHIR	437	151	588	719	56	775	903	127	1030	699	48	747	2024	316	2340	1330	187	1517
NIGDE	996	274	1270	1575	54	1629	470	75	545	1526	55	1581	1142	278	1420	1108	276	1384
SIVAS	1191	297	1488	1814	189	2003	330	162	492	1803	184	1987	4294	408	4702	4234	397	4631
YOZGAT	710	59	769	1062	49	1111	1230	68	1298	1062	49	1111	1820	168	1988	1003	73	1076
TOPLAM (TOTAL)	43818	10251	54069	28218	3548	31766	46175	7191	53366	27524	3610	31134	74954	14921	89875	57207	13020	70227
GUNEYDOGU ANADOLU BOLGESI SOUTH EASI ANATOLIA REGION																		
ADIYAMAN	1360	396	1756	1569	170	1739	1796	186	1982	1606	176	1782	1889	552	2441	1697	523	2220
BATMAN	560	63	623	31	1	32	31	1	32	166	16	182	6865	2561	9426	6865	2561	9426
DIYARBAKIR	1659	416	2075	1736	54	1790	1731	303	2034	1719	37	1756	4633	1204	5837	4287	1191	5478
GAZIANTEP	2334	371	2705	1499	150	1649	1784	478	2262	1310	103	1413	3417	319	3736	1941	177	2118
MARDIN	253	44	297	895	36	931	920	36	956	892	36	928	5337	389	5726	3991	359	4350
SIIRT	129	4	133	36	0	36	36	0	36	36	0	36	3586	602	4188	3516	602	4118
SIRNAK	478	39	517	431	8	439	431	8	439	431	8	439	892	60	952	892	60	952
SANLIURFA	785	83	868	3299	100	3399	339	105	444	3269	89	3358	1513	88	1601	1183	81	1264
TOPLAM (TOTAL)	7558	1416	8974	9496	519	10015	7068	1117	8185	9429	465	9894	28132	5775	33907	24372	5554	29926
DOGU ANADOLU BOLGESI EAST ANAIOLIA REGION																		
AGRI	403	92	495	2081	72	2153	359	43	402	2091	62	2153	1049	148	1197	1002	146	1148
ARDAHAN	119	60	179	73	10	83	81	17	98	108	22	130	239	78	317	236	77	313
BINGOL	81	3	84	107	10	117	117	10	127	104	10	114	2840	240	3080	2814	239	3053
BITLIS	311	55	366	16	0	16	16	0	16	20	0	20	2816	182	2998	2808	182	2990
ELAZIG	526	111	637	2720	188	2908	345	61	406	2700	184	2884	1605	204	1809	1143	125	1268
ERZINCAN	1175	313	1488	1835	349	2184	383	254	637	1828	347	2175	1817	332	2149	1244	233	1477
ERZURUM	1394	304	1698	1573	274	1847	1501	336	1837	1540	253	1793	5112	352	5464	3653	175	3828
HAKKARI	98	1	99	748	20	768	28	0	28	748	20	768	462	16	478	454	16	470
IGDIR	147	406	553	369	180	549	200	170	370	366	178	544	174	181	355	174	181	355
KARS	759	539	1298	983	189	1172	322	157	479	964	184	1148	849	432	1281	712	394	1106
MALATYA	1578	871	2449	1905	101	2006	234	79	313	1856	95	1951	3215	1438	4653	3181	1436	4617
MUS	418	113	531	2164	114	2278	2246	135	2381	2157	112	2269	1482	126	1608	1482	126	1608
TUNCELI	80	23	103	99	26	125	75	7	82	94	26	120	1460	406	1866	1460	406	1866
VAN	405	998	1403	2643	438	3081	94	308	402	2625	362	2987	2300	696	2996	1987	696	2683
TOPLAM (TOTAL)	7494	3889	11383	17316	1971	19287	6001	1577	7578	17201	1855	19056	25420	4831	30251	22350	4432	26782
KARADENIZ BOLGESI BLACK SEA REGION																		
AMASYA	925	243	1168	1412	137	1549	690	135	825	1403	151	1554	2614	2421	5035	1831	2028	3859
ARIVIN	777	92	869	4541	200	4741	136	15	151	4540	200	4740	1393	147	1540	1141	107	1248
BARIIN	2080	720	2800	468	94	562	634	120	754	487	94	581	4357	948	5305	1894	840	2734
BAYBURI	93	14	107	225	5	230	120	3	123	226	5	231	86	21	107	29	2	31
BOLU	1012	620	1632	2169	354	2523	3451	696	4147	2141	329	2470	1905	610	2515	1043	384	1427
CORUM	2038	261	2299	305	102	407	1675	111	1786	238	82	320	3628	295	3923	2456	284	2740
GIRESUN	704	234	938	1985	208	2193	367	92	459	1963	145	2108	1702	373	2075	962	252	1214
GUMUSHANE	170	70	240	733	93	826	173	65	238	733	94	827	1409	168	1577	466	98	564
KASTAMONU	1120	741	1861	2640	444	3084	330	186	516	2572	264	2836	2055	718	2773	1010	443	1453
ORDU	1040	215	1255	1413	191	1604	865	157	1022	1409	199	1608	2381	339	2720	1951	268	2219
RIZE	385	60	445	16299	116	16415	59	8	67	16295	116	16411	658	124	782	406	108	514
SAMSUN	3460	2352	5812	8290	1495	9785	9350	2025	11375	8175	1428	9603	9483	6043	15526	4675	2936	7611
SINOP	325	102	427	777	48	825	136	12	148	768	36	804	2609	1539	4148	1844	780	2624
TOKAT	1497	447	1944	3330	342	3672	763	243	1006	3329	338	3667	2068	525	2593	1767	406	2173
TRABZON	1443	468	1911	6483	297	6780	6866	484	7350	6412	268	6680	6958	3103	10061	6283	2858	9141
ZONGULDAK	9550	649	10199	1044	103	1147	1071	510	1581	859	66	925	33217	2108	35325	24698	1805	26503
TOPLAM (TOTAL)	26619	7288	33907	52114	4229	56343	26686	4862	31548	51550	3815	55365	76523	19482	96005	52456	13599	66055
GENERAL TOTAL	207879	127908	335787	179335	93372	272707	196247	112491	308738	171812	92299	264111	478424	101278	579702	324682	76610	401292

TABLO 48

1995 YILINDA KALKINMADA ONCELIKLI YORELERDE VE GUNEYDOGU ANADOLU PROJESINE (GAP) DAHIL ILLERE GORE KURUMUMUZ CALISMALARI

(ILLERE GORE)

TABLE 48

INCLODING PROVINCES COVERD BY SOUTH-EAST ANATOLIAN PROJECT (GAP) IN PROVINCES PRIORITY IN DEVELOPMENT

(BY PROVINCES)

ILLER	YIL ICINDE YAPILAN BASVURU			YIL ICINDE ALINAN ACIK IS			YIL ICINDE ISVEREME YAPILAN TAKDIM			YIL ICINDE ISE YERLESTIRME			1996'YA DEVREDEN ISGUCU			DEVREDEN ISGUCUNDEN ISSIZLER		
	APPLICATIONS DURING THE YEAR			VACANCIES TAKEN DURING THE YEAR			PRESENTATIONS TO THE EMPLOYER DURING THE YEAR			PLACEMENTS DURING THE YEAR			THE MANPOWER TURNEDOVER TO 1996			THE UNEMPLOYED AMONG THIS MANPOWER TURNOVER		
PROVINCES	ERKEK MALE	KADIN FEMALE	TOPLAM TOTAL	ERKEK MALE	KADIN FEMALE	TOPLAM TOTAL	ERKEK MALE	KADIN FEMALE	TOPLAM TOTAL	ERKEK MALE	KADIN FEMALE	TOPLAM TOTAL	ERKEK MALE	KADIN FEMALE	TOPLAM TOTAL	ERKEK MALE	KADIN FEMALE	TOPLAM TOTAL
ADIYAMAN	1360	396	1756	1569	170	1739	1796	186	1982	1606	176	1782	1889	552	2441	1697	523	2220
AGRI	403	92	495	2081	72	2153	359	43	402	2091	62	2153	1049	148	1197	1002	146	1148
AMASYA	925	243	1168	1412	137	1549	690	135	825	1403	151	1554	2614	2421	5035	1831	2028	3859
ARTVIN	777	92	869	4541	200	4741	136	15	151	4540	200	4740	1393	147	1540	1141	107	1248
ARDAHAN	119	60	179	73	10	83	81	17	98	108	22	130	239	78	317	236	77	313
BARTIN	2080	720	2800	468	94	562	634	120	754	487	94	581	4357	948	5305	1894	840	2734
BATMAN	560	63	623	31	1	32	31	1	32	166	16	182	6865	2561	9426	6865	2561	9426
BAYBURT	93	14	107	225	5	230	120	3	123	226	5	231	86	21	107	29	2	31
BINGOL	81	3	84	107	10	117	117	10	127	104	10	114	2840	240	3080	2814	239	3053
BITLIS	311	55	366	16	0	16	16	0	16	20	0	20	2816	182	2998	2808	182	2990
CANKIRI	886	338	1224	650	238	888	799	261	1060	631	161	792	1197	267	1464	791	267	1058
CORUM	2038	261	2299	305	102	407	1675	111	1786	238	82	320	3628	295	3923	2456	284	2740
DIYARBAKIR	1659	416	2075	1736	54	1790	1731	303	2034	1719	37	1756	4633	1204	5837	4287	1191	5478
ELAZIG	526	111	637	2720	188	2908	345	61	406	2700	184	2884	1605	204	1809	1143	125	1268
ERZINCAN	1175	313	1488	1835	349	2184	383	254	637	1828	347	2175	1817	332	2149	1244	233	1477
ERZURUM	1394	304	1698	1573	274	1847	1501	336	1837	1540	253	1793	5112	352	5464	3653	175	3828
GUMUSHANE	170	70	240	733	93	826	173	65	238	733	94	827	1409	168	1577	466	98	564
HAKKARI	98	1	99	748	20	768	28	0	28	748	20	768	462	16	478	454	16	470
IGDIR	147	406	553	369	180	549	200	170	370	366	178	544	174	181	355	174	181	355
KARS	759	539	1298	983	189	1172	322	157	479	964	184	1148	849	432	1281	712	394	1106
KASTAMONU	1120	741	1861	2640	444	3084	330	186	516	2572	264	2836	2055	718	2773	1010	443	1453
MALATYA	1578	871	2449	1905	101	2006	234	79	313	1856	95	1951	3215	1438	4653	3181	1436	4617
K.MARAS	971	102	1073	491	32	523	511	32	543	526	34	560	10730	608	11338	10543	605	11148
MARDIN	253	44	297	895	36	931	920	36	956	892	36	928	5337	389	5726	3991	359	4350
MUS	418	113	531	2164	114	2278	2246	135	2381	2157	112	2269	1482	126	1608	1482	126	1608
SIIRT	129	4	133	36	0	36	36	0	36	36	0	36	3586	602	4188	3516	602	4118
SINOP	325	102	427	777	48	825	136	12	148	768	36	804	2609	1539	4148	1844	780	2624
SIRNAK	478	39	517	431	8	439	431	8	439	431	8	439	892	60	952	892	60	952
SIVAS	1191	297	1488	1814	189	2003	330	162	492	1803	184	1987	4294	408	4702	4234	397	4631
TOKAT	1497	447	1944	3330	342	3672	763	243	1006	3329	338	3667	2068	525	2593	1767	406	2173
TUNCELI	80	23	103	99	26	125	75	7	82	94	26	120	1460	406	1866	1460	406	1866
SANLIURFA	785	83	868	3299	100	3399	339	105	444	3269	89	3358	1513	88	1601	1183	81	1264
VAN	405	998	1403	2643	438	3081	94	308	402	2625	362	2987	2300	696	2996	1987	696	2683
YOZGAT	710	59	769	1062	49	1111	1230	68	1298	1062	49	1111	1820	168	1988	1003	73	1076
ZONGULDAK	9550	649	10199	1044	103	1147	1071	510	1581	859	66	925	33217	2108	35325	24698	1805	26503
TOPLAM (TOTAL)	35051	9069	44120	44805	4416	49221	19883	4139	24022	44497	3975	48472	121612	20628	142240	98488	17944	116432
BIRINCI DERECELI KALKINMADA ONCELIKLI ILLER																		
ADIYAMAN	1360	396	1756	1569	170	1739	1796	186	1982	1606	176	1782	1889	552	2441	1697	523	2220
AGRI	403	92	495	2081	72	2153	359	43	402	2091	62	2153	1049	148	1197	1002	146	1148
ARTVIN	777	92	869	4541	200	4741	136	15	151	4540	200	4740	1393	147	1540	1141	107	1248
ARDAHAN	119	60	179	73	10	83	81	17	98	108	22	130	239	78	317	236	77	313
BARTIN	2080	720	2800	468	94	562	634	120	754	487	94	581	4357	948	5305	1894	840	2734
BATMAN	560	63	623	31	1	32	31	1	32	166	16	182	6865	2561	9426	6865	2561	9426
BAYBURT	93	14	107	225	5	230	120	3	123	226	5	231	86	21	107	29	2	31
BINGOL	81	3	84	107	10	117	117	10	127	104	10	114	2840	240	3080	2814	239	3053
BITLIS	311	55	366	16	0	16	16	0	16	20	0	20	2816	182	2998	2808	182	2990
DIYARBAKIR	1659	416	2075	1736	54	1790	1731	303	2034	1719	37	1756	4633	1204	5837	4287	1191	5478
ERZINCAN	1175	313	1488	1835	349	2184	383	254	637	1828	347	2175	1817	332	2149	1244	233	1477
GUMUSHANE	170	70	240	733	93	826	173	65	238	733	94	827	1409	168	1577	466	98	564
HAKKARI	98	1	99	748	20	768	28	0	28	748	20	768	462	16	478	454	16	470
IGDIR	147	406	553	369	180	549	200	170	370	366	178	544	174	181	355	174	181	355
KARS	759	539	1298	983	189	1172	322	157	479	964	184	1148	849	432	1281	712	394	1106
MARDIN	253	44	297	895	36	931	920	36	956	892	36	928	5337	389	5726	3991	359	4350
MUS	418	113	531	2164	114	2278	2246	135	2381	2157	112	2269	1482	126	1608	1482	126	1608
SIIRT	129	4	133	36	0	36	36	0	36	36	0	36	3586	602	4188	3516	602	4118
SIRNAK	478	39	517	431	8	439	431	8	439	431	8	439	892	60	952	892	60	952
TUNCELI	80	23	103	99	26	125	75	7	82	94	26	120	1460	406	1866	1460	406	1866
SANLIURFA	785	83	868	3299	100	3399	339	105	444	3269	89	3358	1513	88	1601	1183	81	1264
VAN	405	998	1403	2643	438	3081	94	308	402	2625	362	2987	2300	696	2996	1987	696	2683
ZONGULDAK	9550	649	10199	1044	103	1147	1071	510	1581	859	66	925	33217	2108	35325	24698	1805	26503
TOPLAM (TOTAL)	21890	5193	27083	26126	2272	28398	11339	2453	13792	26069	2144	28213	80665	11685	92350	65032	10925	75957
IKINCI DERECELI KALKINMADA ONCELIKLI ILLER																		
AMASYA	925	243	1168	1412	137	1549	690	135	825	1403	151	1554	2614	2421	5035	1831	2028	3859
CANKIRI	886	338	1224	650	238	888	799	261	1060	631	161	792	1197	267	1464	791	267	1058
CORUM	2038	261	2299	305	102	407	1675	111	1786	238	82	320	3628	295	3923	2456	284	2740
ELAZIG	526	111	637	2720	188	2908	345	61	406	2700	184	2884	1605	204	1809	1143	125	1268
ERZURUM	1394	304	1698	1573	274	1847	1501	336	1837	1540	253	1793	5112	352	5464	3653	175	3828
KASTAMONU	1120	741	1861	2640	444	3084	330	186	516	2572	264	2836	2055	718	2773	1010	443	1453
MALATYA	1578	871	2449	1905	101	2006	234	79	313	1856	95	1951	3215	1438	4653	3181	1436	4617
K.MARAS	971	102	1073	491	32	523	511	32	543	526	34	560	10730	608	11338	10543	605	11148
SINOP	325	102	427	777	48	825	136	12	148	768	36	804	2609	1539	4148	1844	780	2624
SIVAS	1191	297	1488	1814	189	2003	330	162	492	1803	184	1987	4294	408	4702	4234	397	4631
TOKAT	1497	447	1944	3330	342	3672	763	243	1006	3329	338	3667	2068	525	2593	1767	406	2173
YOZGAT	710	59	769	1062	49	1111	1230	68	1298	1062	49	1111	1820	168	1988	1003	73	1076
TOPLAM (TOTAL)	13161	3876	17037	18679	2144	20823	8544	1686	10230	18428	1831	20259	40947	8943	49890	33456	7019	40475
GUNEYDOGU ANADOLU PROJESINE (GAP) DAHIL ILLER																		
ADIYAMAN	1360	396	1756	1569	170	1739	1796	186	1982	1606	176	1782	1889	552	2441	1697	523	2220
BATMAN	560	63	623	31	1	32	31	1	32	166	16	182	6865	2561	9426	6865	2561	9426
DIYARBAKIR	1659	416	2075	1736	54	1790	1731	303	2034	1719	37	1756	4633	1204	5837	4287	1191	5478
GAZIANTEP	2334	371	2705	1499	150	1649	1784	478	2262	1310	103	1413	3417	319	3736	1941	177	2118
MARDIN	253	44	297	895	36	931	920	36	956	892	36	928	5337	389	5726	3991	359	4350
SIIRT	129	4	133	36	0	36	36	0	36	36	0	36	3586	602	4188	3516	602	4118
SIRNAK	478	39	517	431	8	439	431	8	439	431	8	439	892	60	952	892	60	952
SANLIURFA	785	83	868	3299	100	3399	339	105	444	3269	89	3358	1513	88	1601	1183	81	1264
TOPLAM (TOTAL)	7558	1416	8974	9496	519	10015	7068	1117	8185	9429	465	9894	28132	5775	33907	24372	5554	29926

TABLO 49
MESLEKLERE GORE ISGUCU YETISTIRME KURSLARI
(1995 YILI)

TABLE 49
WORKFORCE TRAINING COURSES BY OCCUPATION IN 1995

MESLEK ADI	KURS SAYISI: NUMBER OF COURSES: TOPLAM TOTAL	KATILAN SAYISI NUMBER OF TRAINEES: ERKEK MALE	KADIN FEMALE	TOPLAM TOTAL	OCCUPATIONS
KIMYAGER VE FIZIKCI	0	0	0	0	CHEMIST, PHYSICIST
MIMAR VE MUHENDISLER	4	16	36	52	ARCHITECTS AND,ENGINEERS
TEKNIK RESSAMLAR	2	20	20	40	DRAFTSMEN
TOPOGRAFLAR VE TEKNISYENLER	0	0	0	0	TOPOGRAPHS AND TECHNICIANS
HEKIMLER,VETERINERLER VE ILG. PERSONEL	0	0	0	0	DOCTORS, VETERINERIANS AND RELATED PERSONNEL
ECZACI,ECZACI YARD.VE BES.UZMANI	0	0	0	0	PHARMACIST,ASSISTANT PHARMACIST AND DIETICIAN
HEMSIRE, EBE VE TIP TEKNISYENLERI	0	0	0	0	NURSES, MIDWIVES,MEDICAL TECHNICIANS
OTEKI PROFESYONEL TEK. VE ILGILI PERS.	3	6	31	37	OTHER PROFESSIONAL,TECHNICAL AND RELATED PERSONNEL
YONETICILER	0	0	0	0	ADMINISTRATORS
DAKTILOLAR VE BILGISAYAR OPERATORLERI	166	1125	2186	3311	TYPISTS AND COMPUTER OPERATORS
MUHASEBECI VE KASADAR	34	98	574	672	ACCOUNTANTS AND CASHIERS
NAKLIYE VE HABERLESME ELEMANLARI	0	0	0	0	TRANSPORTATION AND COMMUNICATION PERSONNEL
BURO NEZARETCILERI VE BURO ELEMANLARI	96	580	1298	1878	BUREAU SUPERVISORS AND PERSONNEL
SATIS ISCILERI	4	52	27	79	SALESMEN
ASCILAR	11	186	48	234	COOKS
GARSONLAR VE BARMENLER	150	2555	706	3261	WAITERS AND BARMANS
OTEKI HIZMET ISCILERI	100	1049	879	1928	OTHER SERVICE WORKERS
TARIM,ORMAN ISCISI,BALIKCI, AVCI	0	0	0	0	AGRICULTURE AND FOREST WORKERS,FISHERMEN, HUNTERS
URETIM NEZARETCILERI VE USTABASILAR	0	0	0	0	PRODUCTION SUPERVISORS AND FOREMEN
MADENCILER-TASOCAKCILAR	0	0	0	0	MINERS - QUARRY WORKERS
METAL ISLEMCILER	0	0	0	0	METAL PROCESSING WORKERS
AGAC HAZIRLAMA ISCILERI	0	0	0	0	WOOD PREPARING WORKERS
KAGIT HAMURU VE KAGIT IMALI ISCILERI	0	0	0	0	PAPER PULP AND PAPER PRODUCTION WORKERS
KIMYASAL ISLEMCILER VE ILGILI ISCILER	0	0	0	0	CHEMICAL PROCESSING WORKERS AND THE LIKE
ELYAF HAZIRLAYICI, IPLIKCI VE SARICI	22	276	89	365	FIBER PREPARATION,THREAD MAKING AND SPINNING WORKERS
DOKUMACI,DRUCU VE ILGILI ISCILER	200	298	2920	3218	WEAVERS,DARNERS AND THE LIKE
KASARLAYICI,BOYACI VE OTEKI DOKU.ISCI.	4	10	50	60	BLEACHING WORKERS,DYERS AND OTHER TEXTILE WORKERS
DEBAGLAR VE DERI ISCILERI	0	0	0	0	TANNERS AND LEATHER WORKERS
DEGIRMEN,FIRIN, ICKI VE BESIN ISCILERI	9	41	75	116	MILL, OVEN, BEVERAGE AND FOOD PRODUCTION WORKERS
TUTUN VE SIGARA IMALI ISCILERI	0	0	0	0	TOBACCO AND CIGARETTE PRODUCTION WORKERS
TERZILER,KURK VE SAPKA ISCILERI	52	87	973	1060	TAILORS, FUR AND HAT WORKERS
KESICI,DIKISCI VE DOSEMECILER	115	292	1527	1819	CUTTERS, SEWERS AND UPHOLSTERERS
AYAKKABI VE DERI ESYA IMALI ISCI.	11	73	73	146	SHOE AND LEATHER ARTICLES PRODUCTION WORKERS
MOBILYA VE ILGILI AGAC ISCILERI	20	66	213	279	FURNITURE AND RELEVANT WOOD WORKERS
TAS KESICILER VE OYMA ISCILERI	6	76	12	88	STONE CUTTING AND ENGRAVING WORKERS
DEMIRCI (GENEL)	0	0	0	0	IRONSMITHS (GENERAL)
SOGUK DEMIRCI	0	0	0	0	COLD IRON WORKERS
TORNA TEZGAHI OPRT.(METAL)	3	38	0	38	LATHE WORKBENCH OPERATOR (METAL)
FREZE TEZGAHI OPRT.(METAL)	1	12	0	12	MILLING CUTTER WORKBENCH OPERATOR(METAL)
MATKAP TEZGAHI OPR.(METAL)	0	0	0	0	DRILL BENCH OPERATOR (METAL)
OTEKI METAL TEZGAH AYARCI VE OPRT.	66	186	984	1170	OTHER METAL WORKBENCH ADJUSTERS AND OPERATORS
MOTORLU ARAC TAMIRCI MAKINISTLERI	0	0	0	0	MOTORIZED VEHICLE REPAIRMEN MECHANICS
OTEKI MAKINA MONTOR VE TAMIRCI MAKI.	1	0	10	10	OTHER MACHINE ASSEMBLING AND REPAIRING MECHANICS
ELEKTRIK VE ELEKTRONIK MONTORLERI	2	60	0	60	ELECTRICAL AND ELECTRONIC ASSEMBLY WORKERS
ELEKTRIK TESISATCILARI	1	12	0	12	ELECTRICAL INSTALLERS
OTEKI ELEKTRIK,ELEKTRONIK ISCILERI	0	0	0	0	OTHER ELECTRICAL AND ELECTRONICAL WORKERS
YAYIN SES CIHAZLARI OPERATORLERI	11	172	35	207	VOCAL ANNOUNCEMENT DEVICES OPERATORS
SIHI TESISATCILAR VE BORU TESISATCILARI	5	59	0	59	SANITARY FACILITIES INSTALLERS AND PLUMBERS
KAYNAKCILAR VE PURMUZCULER	4	42	0	42	WELDERS AND TORCH OPERATORS
METAL LEVHA VE METAL INS.HAZ.VE MONT.	3	35	4	39	METAL PLATE AND METAL CONSTRUCTION PREPARING AND ASSEMBLING WORKERS
MUCEVHER,CAM,KIL VE PORSELEN ISCILERI	17	86	129	215	JEWELLERY,GLASS,CLAY AND PORCELAIN WORKERS
KAUCUK,PLASTIK URUN VE TASIT LAS.IN.IS.	1	25	0	25	RUBBER,PLASTIC AND AUTO TIRES PRODUCTION WORKERS
KAGIT KARTON VE KAGIT ESYA IMALI ISCI.	0	0	0	0	PAPER,CARDBOARD AND PAPER MADE ARTICLES WORKERS
MURETTIPLER,MATBAA ISCILERI	3	35	0	35	TYPESETTERS,PRINTING-HOUSE WORKERS
INSAAT BOYACILARI	1	15	0	15	CONSTRUCTION PAINTERS
OTEKI BOYACILAR	0	0	0	0	OTHER PAINTERS
OTEKI IMALAT ISCILERI VE ILGILI ISCILER	1	0	15	15	OTHER PRODUCTION WORKERS,RELEVANT WORKERS
DUVARCI (TUGLA,TAS,INSAAT)	1	30	0	30	MASONS (BRICK-STONE-CONSTRUCTION)
BETON KALIPCISI	0	0	0	0	CONCRETE MOLDERS
INSAAT BETON DEMIRI ISCISI	0	0	0	0	IRON CONCRETE CONSTRUCTION WORKERS
MARANGOZ VE DOGRAMACILAR	10	98	19	117	CARPENTERS AND JOINERS
SIVACILAR	0	0	0	0	PLASTERERS
MERMER VE KARO FAYANS DOSEYICI	4	40	0	40	MARBLE AND FAIENCE LAYING WORKERS
OTEKI INSAAT VE ILGILI ISLER	0	0	0	0	OTHER CONSTRUCTION AND RELEVANT WORKERS
ATESCI (BUHAR KAZANI)	3	35	0	35	STOCKERS(BOILER)
OTEKI SABIT MOTOR VE ILGILI TECHIZAT OP.	0	0	0	0	OPERATORS OF OTHER FIXED MOTORS AND RELEVANT EQUIPMENT
VINC VE CERASKAL OPERATORLERI	0	0	0	0	CRANE AND LIFTING OPERATORS
INSAAT MAKINALARI OPERATORLERI	0	0	0	0	CONSTRUCTION MACHINES OPERATORS
YAHMIL-TAHLIYE ISCILERI MALZ.TAS.OPE.	0	0	0	0	LOADING - UNLOADING WORKERS AND MATERIAL TRANSPORTATION OPERATORS
AGIR VASITA SOFORLERI	0	0	0	0	HEAVY VEHICLE DRIVERS
OTEKI TASIMA ARAC.SURUCU VE ILG.ELEMAN.	0	0	0	0	OTHER TRANSPORT VEHICLE DRIVERS AND RELEVANT PERSONNEL
BEDEN ISCISI	0	0	0	0	UNQUALIFIED WORKERS
TOPLAM	1147	7886	12933	20819	TOTAL

TABLO 50
ILLERE GORE ISGUCU YETISTIRME KURSLARI
(1995 YILI)

TABLE 50
WORKFORCE TRAINING COURSES IN 1995
(BY PROVINCES)

ILLER PROVINCES	KURS SAYISI NUMBER OF COURSES: TOPLAM TOTAL	KATILAN SAYISI NUMBER OF TRAINEES: ERKEK MALE	KADIN FEMALE	TOPLAM TOTAL
ADANA	8	0	115	115
ADIYAMAN	8	19	130	149
AFYON	3	12	43	55
AGRI	20	0	320	320
AMASYA	1	1	14	15
ANKARA	35	156	294	450
ANTALYA	8	58	75	133
ARTVIN	4	6	53	59
ARDAHAN	2	0	38	38
AKSARAY	0	0	0	0
AYDIN	9	44	58	102
BALIKESIR	0	0	0	0
BARTIN	16	30	223	253
BATMAN	0	0	0	0
BAYBURT	0	0	0	0
BILECIK	0	0	0	0
BINGOL	3	22	21	43
BITLIS	0	0	0	0
BOLU	2	0	51	51
BURDUR	0	0	0	0
BURSA	27	106	209	315
CANAKKALE	0	0	0	0
CANKIRI	7	37	82	119
CORUM	19	53	178	231
DENIZLI	15	51	258	309
DIYARBAKIR	3	0	70	70
EDIRNE	18	92	480	572
ELAZIG	0	0	0	0
ERZINCAN	6	31	74	105
ERZURUM	33	133	396	529
ESKISEHIR	28	209	428	637
GAZIANTEP	3	49	2	51
GIRESUN	3	5	45	50
GUMUSHANE	4	10	62	72
HAKKARI	1	0	30	30
HATAY	2	10	10	20
IGDIR	14	0	282	282
ISPARTA	4	33	30	63
ICEL	12	58	121	179
ISTANBUL	367	2688	4421	7109
PENDIK	0	0	0	0
IZMIR	189	2951	1165	4116
KARAMAN	0	0	0	0
KARS	14	23	209	232
KASTAMONU	16	16	337	353
KAYSERI	17	286	33	319
KIRIKKALE	1	0	20	20
KIRKLARELI	5	18	85	103
KIRSEHIR	0	0	0	0
KOCAELI	8	38	122	160
KONYA	7	24	66	90
KUTAHYA	3	35	40	75
MALATYA	4	0	90	90
MANISA	6	0	61	61
K.MARAS	0	0	0	0
MARDIN	2	0	40	40
MUGLA	18	150	84	234
MUS	8	10	120	130
NEVSEHIR	1	20	0	20
NIGDE	7	54	20	74
ORDU	5	12	55	67
RIZE	1	4	12	16
SAKARYA	0	0	0	0
SAMSUN	41	135	333	468
SIIRT	0	0	0	0
SINOP	14	0	192	192
SIRNAK	2	0	42	42
SIVAS	2	6	29	35
TEKIRDAG	6	0	95	95
TOKAT	20	53	234	287
TRABZON	4	25	42	67
TUNCELI	0	0	0	0
S.URFA	11	29	155	184
USAK	15	69	124	193
VAN	32	0	490	490
YOZGAT	0	0	0	0
ZONGULDAK	3	15	25	40
TOPLAM (TOTAL)	1147	7886	12933	20819

TABLO 51
1995 YILINDA TENSIKATA TABI OLANLAR
TABLE 51
WORKERS LAID OFF IN 1995

EKONOMIK FAALIYETLER	1995 ERKEK MALE	1995 KADIN FEMALE	1995 TOPLAM TOTAL	ECONOMIC ACTIVITIES
TARIM, AVCILIK VE BALIKCILIK	771	257	1028	AGRICULTURE,HUNTING AND FISHING
ORMAN YETISTIRILMESI VE ISLETILMESI	910	69	979	SILVICULTURE AND FOREST MANAGEMENT
KOMUR CIKARMA	228	1	229	EXTRACTION OF COAL
HAM PETROL VE DOGAL GAZ URETIMI	34	1	35	PRODUCTION OF CRUDE PETROLEUM AND NATURAL GAS
DEMIR CEVHERI CIKARILMASI	28	4	32	EXTRACTION OF IRON ORE
DEMIRDEN GAYRI MADEN CEV.CIKARMA	128	11	139	EXTRACTION OF MINERAL ORES EXCLUDING IRON
OTEKI CEVHER,(MADENSILERIN) CIKARILMASI	71	3	74	EXTRACTION OF OTHER ORES (METALLOIDS)
HAYVAN KESIMI,SUT,KONSERVELER	768	955	1723	SLAUGHTER OF CATTLES,MILK AND CONSERVED FOOD PRODUCTION
BITKISEL VE HAYVANSAL YAG,YAGLI MAD.YAP.	636	256	892	VEGETAL AND ANIMAL OIL AND OILY SUBSTANCES PRODUCTION
DANE ISLEN.EKMEKCILIK-PASTACILIK	466	248	714	GRAIN PROCESSING,BREAD AND PASTRY PRODUCTION
SEKER SANAYII	1423	14	1437	SUGAR INDUSTRY
CIKOLATA,SEKERLE.SOF.BESINI YAP.	864	20	884	CHOCOLATE,CANDY AND ALIMENT INDUSTRY
HAYVAN BESINI YAPIMI,YEM FABRIKALARI	262	99	361	ANIMAL FEEDSTUFF PRODUCTION
ICKI VE ESENLIK ICECEKLERI YAPIMI	375	195	570	BEVERAGES PRODUCTION
TUTUN SANAYII	198	823	1021	TOBACCO INDUSTRY
DOKUMA (BUKUM,DOKUMA VE APRELEME)	1839	1678	3517	TEXTILE INDUSTRY(TWIST,WEAVE AND FINISHING)
DOKUMA ESYA (GIYIM HARIC) TRI.YAP.	612	1065	1677	TEXTILE PRODUCTS(EXCLUDING CLOTHING)FABRICATION
HALI VE YAYGILAR YAPIMI	133	92	225	FABRICATION OF CARPETS,RUGS ETC.
SICIM.BAS.SINIFLANMAMIS DOK.ES.	57	114	171	FABRICATION OF STRING,TEXTILE PRODUCTS NOT CLASSIFIED ELSEWHERE
GIYIM ESYASI YAPIMI (KUNDURA HARIC)	455	669	1124	FABRICATION OF CLOTHING (EXCLUDING SHOES)
DERI,DERI BENZERI KURK END.(KUN.GIY.HA.)	27	12	39	INDUSTRY OF LEATHER,LEATHERLIKE AND FUR(EXCLUDING CLOTHING AND SHOES)
KUNDURA YAPIMI (KAUCUK VE PLASTIK HAR.)	12	21	33	FABRICATION OF SHOES(EXCLUDING RUBBER AND PLASTIC)
HIZARHANELER,AGAC ESYA YAP.(MDB.HARIC)	199	30	229	SAW MILLS PRODUCTION AND OF WOODEN ARTICLES(EXCLUDING FURNITURE)
MDB.SAN.(BUYUK KESIMI MAD.DLAM.HAR.)	14	4	18	FURNITURE INDUSTRY(EXCLUDING METAL BASED FURNITURE)
KAGIT VE KAGIT ESYA YAPIMI	183	5	188	FABRICATION OF PAPER AND PAPER ARTICLES
BASIM,YAYIM VE ONLARA BAGLI SANAYILER	9	1	10	PRINTING,PUPLICATION AND RELATED INDUSTRIES
KIMYASAL GUBRE VE HASARAT ILACI YAPIMI	105	6	111	FERTILIZERS AND PESTICIDES PRODUCTION
SABUN,TEMIZLIK VE TUVALET MAD.YAPIMI	27	5	32	SOAP,CLEANING AND TOILET ARTICLES PRODUCTION
KIMYA SANAYII,OTEKI KIM.MAD.YAPIMI	233	45	278	CHEMICAL INDUSTRY,PRODUCTION OF OTHER CHEMICAL MATERIALS
PETROL RAFINERILERI	11	1	12	PETROLEUM REFINERIES
PETROL,KOMUR TUREV.KAUCUK SAN.	96	7	103	PETROLEUM,COAL DERIVATIVES AND RUBBER INDUSTRY
PLASTIK MADDEDEN ESYA YAPIMI	177	23	200	FABRICATION OF PLASTIC ARTICLES
KUM,PORSELEN VE FAYANS ESYA YAPIMI	99	6	105	SAND,PORCELAIN AND FAIENCE ARTICLES PRODUCTION
CAM SANAYII	137	12	149	GLASS INDUSTRY
CIMENTO VE KIREC YAPIMI	265	11	276	CEMENT AND LIME PRODUCTION
TOPRAK MALZ.MADENSIL.URETIM	1898	169	2067	PRODUCTION FROM METALLOIDS AND EATRHEN MATERIALS
DEMIR-CELIK SANAYII	478	20	498	IRON-STEEL INDUSTRY
DEMIRDEN GAYRI MADEN URET.VE ILK ISL.	112	5	117	PRODUCTION OF NON-FERROUS METALS AND INITIAL PROCESSING
MADENI ESYA YAPIMI(MAKINA VE GEREC HA.)	784	44	828	MANUFACTURING OF METALLIC ARTICLES(EXCLUDING MACHINES AND EQUIPMENT)
MAKINA YAPIMI(ELEKTRIKLE CALISANLAR HA.)	817	51	868	MANUFACTURING OF MACHINERY(EXCLUDING ELECTRICAL MACHINES)
ELEKT.CALISAN MAK.CIHAZ,ILGILI MALZ.YAP	562	282	844	ELECTRICAL MACHINES APPAREL AND RELATED EQUIPMENT PRODUCTION
TASIMA ARACLARI IMALATI	322	12	334	TRANSPORT VEHICLES MANUFACTURING
TIBBI-CERRAHI MALZ.OLCU CIH.OPR.ALET YAP	12	2	14	MANUFACTURING OF MEDICO-CHIRURGICAL EQUIPMENT,MEASUREMENT APPAREL AND OPTICAL INSTRUMENTS
DIGER IMALAT SANAYILERI	36	40	76	OTHER MANUFACTURING INDUSTRIES
ELEKTRIK,GAZ VE SU	645	33	678	ELECTRICITY,GAS AND WATER
YAPI (INSAAT) VE BAYINDIRLIK ISLERI	6533	210	6743	BOILDING (CONSTRUCTION) AND PUBLIC WORKS
TOPTAN VE PERAKANDE TICARET	1102	374	1476	WHOLESALE AND RETAIL TRADE
LOKANTALAR VE OTELLER	1201	283	1484	RESTAURANTS AND HOTELS
TASIMA VE HABERLESME ISLERI	664	37	701	TRANSPORTATION AND COMMUNICATION
MALI ISYERI,SIGORTA,ISLETMELERE HIZMET	235	70	305	FINANCIAL INSTITUTIONS,ASSURANCES AND SERVICES FOR ENTERPRISES
KAMU IDARESI VE MILLI SAVUNMA KURUL.	3571	254	3825	PUBLIC ADMINISTRATION AND NATIONAL DEFENSE INSTITUTIONS
EGLENCE VE BOS ZAMAN DEGERLENDIRME HIZ.	31	9	40	RECRETION AND CULTURAL SERVICES
SAGLIK,OGRETIM HIZMETLERI,SOSYAL ISLER	534	103	637	SANITARY,HEALTH AND EDUCATION SERVICES SOCIAL AFFAIRS
T O P L A M	31389	8761	40150	TOTAL
KAMU - PUBLIC	13309	844	14153	
OZEL - PRIVATE	18080	7917	25997	

TABLO 52
1995 YILINDA EKONOMIK FAALIYETLERE GORE
TARIM DISI OZEL SEKTORE YAPILAN ISE YERLESTIRMELER

TABLE 52
PLACEMENTS TO PRIVATE ENTERPRISES IN ON-AGRICULTURAL
SECTOR BY ECONOMIC ACTIVITY IN 1995

EKONOMIK FAALIYETLER		GENEL TOPLAMA ORANI % SHARE IN GENERAL TOTAL %	ECONOMIC ACTIVITIES
KOMUR CIKARMA	160	.45	EXTRACTION OF COAL
HAM PETROL VE DOGAL GAZ URETIMI	5	.01	PRODUCTION OF CRUDE PETROLEUM AND NATURAL GAS
DEMIR CEVHERI CIKARILMASI	13	.04	EXTRACTION OF IRON ORE
DEMIRDEN GAYRI MADEN CEV.CIKARMA	44	.12	EXTRACTION OF MINERAL ORES EXCLUDING IRON
OTEKI CEVHER,(MADENSILERIN) CIKARILMASI	34	.1	EXTRACTION OF OTHER ORES (METALLOIDS)
HAYVAN KESIMI,SUT,KONSERVELER	590	1.66	SLAUGHTER OF CATTLES,MILK AND CONSERVED FOOD PRODUCTION
BITKISEL VE HAYVANSAL YAG,YAGLI MAD.YAP.	192	.54	VEGETAL AND ANIMAL OIL AND OILY SUBSTANCES PRODUCTION
DANE ISLEN.EKMEKCILIK-PASTACILIK	724	2.03	GRAIN PROCESSING,BREAD AND PASTRY PRODUCTION
SEKER SANAYII	942	2.65	SUGAR INDUSTRY
CIKOLATA,SEKERLE.SOF.BESINI YAP.	775	2.18	CHOCOLATE,CANDY AND ALIMENT INDUSTRY
HAYVAN BESINI YAPIMI,YEM FABRIKALARI	84	.24	ANIMAL FEEDSTUFF PRODUCTION
ICKI VE ESENLIK ICECEKLERI YAPIMI	206	.58	BEVERAGES PRODUCTION
TUTUN SANAYII	37	.1	TOBACCO INDUSTRY
DOKUMA (BUKUM,DOKUMA VE APRELEME)	3619	10.17	TEXTILE INDUSTRY(TWIST,WEAVE AND FINISHING)
DOKUMA ESYA (GIYIM HARIC) TRI.YAP.	1153	3.24	TEXTILE PRODUCTS(EXCLUDING CLOTHING)FABRICATION
HALI VE YAYGILAR YAPIMI	368	1.03	FABRICATION OF CARPETS,RUGS ETC.
SICIM.BAS.SINIFLANMAMIS DOK.ES.	92	.26	FABRICATION OF STRING,TEXTILE PRODUCTS NOT CLASSIFIED ELSEWHERE
GIYIM ESYASI YAPIMI (KUNDURA HARIC)	2519	7.08	FABRICATION OF CLOTHING (EXCLUDING SHOES)
DERI,DERI BENZERI KURK END.(KUN.GIY.HA.)	80	.22	INDUSTRY OF LEATHER,LEATHERLIKE AND FUR(EXCLUDING CLOTHING AND SHOES)
KUNDURA YAPIMI (KAUCUK VE PLASTIK HAR.)	42	.12	FABRICATION OF SHOES(EXCLUDING RUBBER AND PLASTIC)
HIZARHANELER,AGAC ESYA YAP.(MOB.HARIC)	342	.96	SAW MILLS PRODUCTION AND OF WOODEN ARTICLES(EXCLUDING FURNITURE)
MOB.SAN.(BUYUK KESIMI MAD.OLAN.HAR.)	575	1.62	FURNITURE INDUSTRY(EXCLUDING METAL BASED FURNITURE)
KAGIT VE KAGIT ESYA YAPIMI	208	.58	FABRICATION OF PAPER AND PAPER ARTICLES
BASIM,YAYIM VE ONLARA BAGLI SANAYILER	178	.5	PRINTING,PUPLICATION AND RELATED INDUSTRIES
KIMYASAL GUBRE VE HASARAT ILACI YAPIMI	19	.05	FERTILIZERS AND PESTICIDES PRODUCTION
SABUN,TEMIZLIK VE TUVALET MAD.YAPIMI	87	.24	SOAP,CLEANING AND TOILET ARTICLES PRODUCTION
KIMYA SANAYII,OTEKI KIM.MAD.YAPIMI	292	.82	CHEMICAL INDUSTRY,PRODUCTION OF OTHER CHEMICAL MATERIALS
PETROL RAFINERILERI	6	.02	PETROLEUM REFINERIES
PETROL,KOMUR TUREV.KAUCUK SAN.	220	.62	PETROLEUM,COAL DERIVATIVES AND RUBBER INDUSTRY
PLASTIK MADDEDEN ESYA YAPIMI	457	1.28	FABRICATION OF PLASTIC ARTICLES
KUM,PORSELEN VE FAYANS ESYA YAPIMI	159	.45	SAND,PORCELAIN AND FAIENCE ARTICLES PRODUCTION
CAM SANAYII	270	.76	GLASS INDUSTRY
CIMENTO VE KIREC YAPIMI	80	.22	CEMENT AND LIME PRODUCTION
TOPRAK MALZ.MADENSIL.URETIM	549	1.54	PRODUCTION FROM METALLOIDS AND EATRHEN MATERIALS
DEMIR-CELIK SANAYII	359	1.01	IRON-STEEL INDUSTRY
DEMIRDEN GAYRI MADEN URET.VE ILK ISL.	70	.2	PRODUCTION OF NON-FERROUS METALS AND INITIAL PROCESSING
MADENI ESYA YAPIMI(MAKINA VE GEREC HA.)	1556	4.37	MANUFACTURING OF METALLIC ARTICLES(EXCLUDING MACHINES AND EQUIPMENT)
MAKINA YAPIMI(ELEKTRIKLE CALISANLAR HA.)	1944	5.46	MANUFACTURING OF MACHINERY(EXCLUDING ELECTRICAL MACHINES)
ELEKT.CALISAN MAK.CIHAZ,ILGILI MALZ.YAP	638	1.79	ELECTRICAL MACHINES APPAREL AND RELATED EQUIPMENT PRODUCTION
TASIMA ARACLARI IMALATI	661	1.86	TRANSPORT VEHICLES MANUFACTURING
TIBBI-CERRAHI MALZ.OLCU CIH.OPR.ALET YAP	15	.04	MANUFACTURING OF MEDICO-CHIRURGICAL EQUIPMENT,MEASUREMENT APPAREL AND OPTICAL INSTRUMENTS
DIGER IMALAT SANAYILERI	109	.31	OTHER MANUFACTURING INDUSTRIES
ELEKTRIK,GAZ VE SU	72	.2	EECTRICITY,GAS AND WATER
YAPI (INSAAT) VE BAYINDIRLIK ISLERI	1942	5.46	BOILDING (CONSTRUCTION) AND PUBLIC WORKS
TOPTAN VE PERAKANDE TICARET	2405	6.76	WHOLESALE AND RETAIL TRADE
LOKANTALAR VE OTELLER	1620	4.55	RESTAURANTS AND HOTELS
TASIMA VE HABERLESME ISLERI	483	1.36	TRANSPORTATION AND COMMUNICATION
MALI ISYERI,SIGORTA,ISLETMELERE HIZMET	623	1.75	FINANCIAL INSTITUTIONS,ASSURANCES AND SERVICES FOR ENTERPRISES
KAMU IDARESI VE MILLI SAVUNMA KURUL.	59	.17	PUBLIC ADMINISTRATION AND NATIONAL DEFENSE INSTITUTIONS
EGLENCE VE BOS ZAMAN DEGERLENDIRME HIZ.	76	.21	RECRETION AND CULTURAL SERVICES
SAGLIK,OGRETIM HIZMETLERI,SOSYAL ISLER	7842	22.03	SANITARY,HEALTH AND EDUCATION SERVICES SOCIAL AFFAIRS
T O P L A M :	35595	100	TOTAL

TABLO 53
SANAYI VE HIZMET SEKTORLERINDE
OZEL SEKTORE YAPILAN ISE YERLESTIRMELER

TABLE 53
PLACEMENTS TO PRIVATE ENTERPRISES IN INDUSTRIAL AND SERVICE SECTOR

EKONOMIK FAALIYETLER ECONOMIC ACTIVITIES	1994	1995	GECEN YILA GELISME ORANI % INCREASE COMPARED WITH PREVIOUS YEAR
SANAYI - INDUSTRY	15525	20473	31.87
HIZMET - SERVICE	14040	15122	7.71
TOPLAM (TOTAL)	29565	35595	20.4

OZEL SEKTORE YAPILAN ISE YERLESTIRMELER

PLACEMENTS TO PRIVATE ENTERPRISES

EKONOMIK FAALIYETLER ECONOMIC ACTIVITIES	1994	1995	GECEN YILA GELISME ORANI % INCREASE COMPARED WITH PREVIOUS YEAR
TARIM - AGRICULTURE	69646	89133	27.98
SANAYI - INDUSTRY	15525	20473	31.87
HIZMET - SERVICE	14040	15122	7.71
TOPLAM (TOTAL)	99211	124728	25.72

TABLO 54
1995 YILI OZELLESTIRME SONUCU IS KAYBI TAZMINATI
TABLE 54
REDUNDANCY BENEFITS AS A RESULT OF PRIVATISATINN IN 1995

AYLAR MONTHS	BASVURU REGISTERED	ODEMEYE HAK KAZANAN PAID
OCAK (JANUARY)	-	-
SUBAT (FEBRUARY)	-	-
MART (MARCH)	24	23
NISAN (APRIL)	135	119
MAYIS (MAY)	167	76
HAZIRAN (JUNE)	-	-
TEMMUZ (JULY)	-	-
AGUSTOS (AUGUST)	925	698
EYLUL(SEPTEMBER)	166	108
EKIM(OCTOBER)	-	-
KASIM (NOVEMBER)	-	-
ARALIK(DECEMBER)	-	-
TOPLAM (TOTAL):	1417	1024

ILLER PROVINCES	BASVURU REGISTERED	ODEMEYE HAK KAZANAN PAID
ADANA	55	41
ADIYAMAN	66	17
AFYON	24	13
AGRI	1	1
AMASYA	68	68
ANKARA	121	52
ANTALYA	97	61
AKSARAY	13	13
BAYBURT	10	10
BITLIS	14	13
BOLU	14	14
BURSA	39	39
CANAKKALE	14	14
CORUM	45	36
EDIRNE	15	11
ELAZIG	13	12
ERZURUM	14	8
HAKKARI	17	15
ISTANBUL	300	290
IZMIR	81	29
KAYSERI	25	25
MUGLA	58	45
MUS	32	31
SAMSUN	109	23
SINOP	7	7
SIVAS	16	9
S.URFA	77	63
TRABZON	24	19
ZONGULDAK	48	45
TOPLAM (TOTAL):	1417	1024